Illinois Power Resources Generating, LLC
1500 Eastport Plaza Drive
Collinsville, IL 62234

May 7, 2025

Illinois Environmental Protection Agency
DWPC – Permits MC#15
Attn: Part 845 Coal Combustion Residual Rule Submittal
2520 W Iles Ave.
P.O. Box 19276
Springfield, IL 62794

Re: Duck Creek Power Plant Bottom Ash Basin; IEPA ID # W0578010001-03

Dear Mr. LeCrone:

In accordance with Title 35 of the Illinois Administrative Code (35 I.A.C.) § 845.610(b)(3)(D), Illinois Power Resources Generating, LLC is submitting groundwater monitoring data for the Quarter 1, 2025 sampling event at the Duck Creek Power Plant Bottom Ash Basin, identified by Illinois Environmental Protection Agency (IEPA) ID No. W0578010001-03. This data is being submitted and placed in the facility's operating record as required by 35 I.A.C. § 845.800(d)(15) within 60 days of receiving final laboratory analytical data. Results were evaluated for compliance with the groundwater protection standards (GWPSs) described in 35 I.A.C. § 845.600 to determine exceedances[1] of the GWPS.

Sincerely,

Dianna Tickner, PE, PMP
Senior Director, Demolition and Decommission

Enclosures

Groundwater Monitoring Data and Detected Exceedances, Quarter 1, 2025, Bottom Ash Basin, Duck Creek Power Plant, Canton, Illinois

[1] Throughout this document, "exceedance" or "exceedances" is intended to refer only to potential exceedances of proposed applicable background statistics or Groundwater Protection Standards (GWPSs) as described in the proposed groundwater monitoring program, which was submitted to the IEPA on October 25, 2021 as part of Illinois Power Resources Generating, LLC's operating permit application for Duck Creek Power Plant Bottom Ash Basin. That operating permit application, including the proposed groundwater monitoring program, remains under review by the IEPA and therefore Illinois Power Resources Generating, LLC has not identified any actual exceedances.

35 I.A.C. § 845.610(b)(3)(D)
GROUNDWATER MONITORING DATA AND DETECTED EXCEEDANCES[1]
QUARTER 1, 2025
BOTTOM ASH BASIN, DUCK CREEK POWER PLANT, CANTON, ILLINOIS

May 7, 2025

Samples were collected and analyzed for the parameters listed in Title 35 of the Illinois Administrative Code (35 I.A.C.) § 845.600(a), calcium, and turbidity. Final laboratory analytical data was received on March 8, 2025.

The monitoring well locations are included in Figure 1. Attachment A summarizes the groundwater elevation data for the Quarter 1, 2025 sampling event. Table 1 is a summary of the field parameters and analytical results. Attachment B contains the associated laboratory analytical reports and field data sheets for the Quarter 1, 2025 sampling event.

In accordance with 35 I.A.C. § 845.610(b)(3)(C) and the statistical analysis plan submitted with the operating permit application (Appendix A of the Groundwater Monitoring Plan[2], constituent concentrations observed at compliance monitoring wells in Quarter 1, 2025 were evaluated for compliance with the groundwater protection standards (GWPSs) described in 35 I.A.C. § 845.600 to determine exceedances of the GWPS (Table 2). Attachment C shows the results of the comparison to background levels.

The date of this submittal is considered to be the date that the exceedances were detected.

TABLES

Table 1 Field Parameters and Analytical Results - Quarter 1, 2025
Table 2 Evaluation of Compliance - Quarter 1, 2025

FIGURES

Figure 1 Monitoring Well Location Map

ATTACHMENTS

Attachment A Groundwater Elevation Data - Quarter 1, 2025
Attachment B Laboratory Reports and Field Data Sheets - Quarter 1, 2025
Attachment C Comparison to Background - Quarter 1, 2025

[1] Throughout this document, "exceedance" or "exceedances" is intended to refer only to potential exceedances of proposed applicable background statistics or Groundwater Protection Standards (GWPSs) as described in the proposed groundwater monitoring program, which was submitted to the IEPA on October 25, 2021 as part of Illinois Power Resources Generating, LLC's operating permit application for Duck Creek Power Plant Bottom Ash Basin. That operating permit application, including the proposed groundwater monitoring program, remains under review by the IEPA and therefore Illinois Power Resources Generating, LLC has not identified any actual exceedances.

[2] Ramboll Americas Engineering Solutions, Inc. (Ramboll), 2021. *Groundwater Monitoring Plan. Bottom Ash Basin. Duck Creek Power Plant. Canton, Illinois.* October 25, 2021.

TABLES

TABLE 1.
FIELD PARAMETERS AND ANALYTICAL RESULTS - QUARTER 1, 2025
845 QUARTERLY REPORT
DUCK CREEK POWER PLANT
BOTTOM ASH BASIN
CANTON, IL

Well ID	Well Type	Event	Date	Parameter	Result	Unit
BA05	Background	E008	01/20/2025	Antimony, total	0.00043 U	mg/L
BA05	Background	E008	01/20/2025	Arsenic, total	0.00460	mg/L
BA05	Background	E008	01/20/2025	Barium, total	0.0540	mg/L
BA05	Background	E008	01/20/2025	Beryllium, total	0.00059 U	mg/L
BA05	Background	E008	01/20/2025	Boron, total	0.0750	mg/L
BA05	Background	E008	01/20/2025	Cadmium, total	0.00074 U	mg/L
BA05	Background	E008	01/20/2025	Calcium, total	210	mg/L
BA05	Background	E008	01/20/2025	Chloride, total	11.0	mg/L
BA05	Background	E008	01/20/2025	Chromium, total	0.0029 J	mg/L
BA05	Background	E008	01/20/2025	Cobalt, total	0.0016 J	mg/L
BA05	Background	E008	01/20/2025	Dissolved Oxygen	0.930	mg/L
BA05	Background	E008	01/20/2025	Fluoride, total	0.233	mg/L
BA05	Background	E008	01/20/2025	Lead, total	0.00170	mg/L
BA05	Background	E008	01/20/2025	Lithium, total	0.0071	mg/L
BA05	Background	E008	01/20/2025	Mercury, total	0.00015	mg/L
BA05	Background	E008	01/20/2025	Molybdenum, total	0.0180	mg/L
BA05	Background	E008	01/20/2025	Oxidation Reduction Potential	181	mV
BA05	Background	E008	01/20/2025	pH (field)	7.5	SU
BA05	Background	E008	01/20/2025	Radium 226 + Radium 228, total	1.82	pCi/L
BA05	Background	E008	01/20/2025	Selenium, total	0.00074 U	mg/L
BA05	Background	E008	01/20/2025	Specific Conductance @ 25C (field)	1,489	micromhos/cm
BA05	Background	E008	01/20/2025	Sulfate, total	470	mg/L
BA05	Background	E008	01/20/2025	Temperature	8.30	degrees C
BA05	Background	E008	01/20/2025	Thallium, total	0.00038 U	mg/L
BA05	Background	E008	01/20/2025	Total Dissolved Solids	1,100	mg/L
BA05	Background	E008	01/20/2025	Turbidity, field	1,000 >	NTU
BA06	Background	E008	01/20/2025	Antimony, total	0.00043 U	mg/L
BA06	Background	E008	01/20/2025	Arsenic, total	0.0140	mg/L
BA06	Background	E008	01/20/2025	Barium, total	0.160	mg/L
BA06	Background	E008	01/20/2025	Beryllium, total	0.00059 U	mg/L
BA06	Background	E008	01/20/2025	Boron, total	15.0	mg/L
BA06	Background	E008	01/20/2025	Cadmium, total	0.00074 U	mg/L
BA06	Background	E008	01/20/2025	Calcium, total	310	mg/L
BA06	Background	E008	01/20/2025	Chloride, total	530	mg/L
BA06	Background	E008	01/20/2025	Chromium, total	0.0100	mg/L
BA06	Background	E008	01/20/2025	Cobalt, total	0.0110	mg/L
BA06	Background	E008	01/20/2025	Dissolved Oxygen	2.80	mg/L
BA06	Background	E008	01/20/2025	Fluoride, total	0.258	mg/L
BA06	Background	E008	01/20/2025	Lead, total	0.00590	mg/L
BA06	Background	E008	01/20/2025	Lithium, total	0.0084	mg/L
BA06	Background	E008	01/20/2025	Mercury, total	0.00015	mg/L
BA06	Background	E008	01/20/2025	Molybdenum, total	0.00220	mg/L
BA06	Background	E008	01/20/2025	Oxidation Reduction Potential	206	mV
BA06	Background	E008	01/20/2025	pH (field)	6.8	SU
BA06	Background	E008	01/20/2025	Radium 226 + Radium 228, total	2.86	pCi/L
BA06	Background	E008	01/20/2025	Selenium, total	0.00074 U	mg/L

TABLE 1.
FIELD PARAMETERS AND ANALYTICAL RESULTS - QUARTER 1, 2025
845 QUARTERLY REPORT
DUCK CREEK POWER PLANT
BOTTOM ASH BASIN
CANTON, IL

Well ID	Well Type	Event	Date	Parameter	Result	Unit
BA06	Background	E008	01/20/2025	Specific Conductance @ 25C (field)	2,710	micromhos/cm
BA06	Background	E008	01/20/2025	Sulfate, total	350	mg/L
BA06	Background	E008	01/20/2025	Temperature	6.90	degrees C
BA06	Background	E008	01/20/2025	Thallium, total	0.00038 U	mg/L
BA06	Background	E008	01/20/2025	Total Dissolved Solids	1,600	mg/L
BA06	Background	E008	01/20/2025	Turbidity, field	1,000 >	NTU
BA01	Compliance	E008	01/15/2025	Antimony, total	0.00043 U	mg/L
BA01	Compliance	E008	01/15/2025	Arsenic, total	0.00170	mg/L
BA01	Compliance	E008	01/15/2025	Barium, total	0.130	mg/L
BA01	Compliance	E008	01/15/2025	Beryllium, total	0.00059 U	mg/L
BA01	Compliance	E008	01/15/2025	Boron, total	0.0230	mg/L
BA01	Compliance	E008	01/15/2025	Cadmium, total	0.00074 U	mg/L
BA01	Compliance	E008	01/15/2025	Calcium, total	120	mg/L
BA01	Compliance	E008	01/15/2025	Chloride, total	21.0	mg/L
BA01	Compliance	E008	01/15/2025	Chromium, total	0.0028 U	mg/L
BA01	Compliance	E008	01/15/2025	Cobalt, total	0.0008 J	mg/L
BA01	Compliance	E008	01/15/2025	Dissolved Oxygen	3.10	mg/L
BA01	Compliance	E008	01/15/2025	Fluoride, total	0.232	mg/L
BA01	Compliance	E008	01/15/2025	Lead, total	0.00022 U	mg/L
BA01	Compliance	E008	01/15/2025	Lithium, total	0.0057	mg/L
BA01	Compliance	E008	01/15/2025	Mercury, total	0.00014 U	mg/L
BA01	Compliance	E008	01/15/2025	Molybdenum, total	0.00110	mg/L
BA01	Compliance	E008	01/15/2025	Oxidation Reduction Potential	196	mV
BA01	Compliance	E008	01/15/2025	pH (field)	7.7	SU
BA01	Compliance	E008	01/15/2025	Radium 226 + Radium 228, total	1.72	pCi/L
BA01	Compliance	E008	01/15/2025	Selenium, total	0.00074 U	mg/L
BA01	Compliance	E008	01/15/2025	Specific Conductance @ 25C (field)	994	micromhos/cm
BA01	Compliance	E008	01/15/2025	Sulfate, total	140	mg/L
BA01	Compliance	E008	01/15/2025	Temperature	8.00	degrees C
BA01	Compliance	E008	01/15/2025	Thallium, total	0.00038 U	mg/L
BA01	Compliance	E008	01/15/2025	Total Dissolved Solids	640	mg/L
BA01	Compliance	E008	01/15/2025	Turbidity, field	210	NTU
BA02	Compliance	E008	01/15/2025	Antimony, total	0.00043 U	mg/L
BA02	Compliance	E008	01/15/2025	Arsenic, total	0.00620	mg/L
BA02	Compliance	E008	01/15/2025	Barium, total	0.180	mg/L
BA02	Compliance	E008	01/15/2025	Beryllium, total	0.00059 U	mg/L
BA02	Compliance	E008	01/15/2025	Boron, total	0.0490	mg/L
BA02	Compliance	E008	01/15/2025	Cadmium, total	0.00074 U	mg/L
BA02	Compliance	E008	01/15/2025	Calcium, total	91.0	mg/L
BA02	Compliance	E008	01/15/2025	Chloride, total	12.0	mg/L
BA02	Compliance	E008	01/15/2025	Chromium, total	0.0028 U	mg/L
BA02	Compliance	E008	01/15/2025	Cobalt, total	0.00048 U	mg/L
BA02	Compliance	E008	01/15/2025	Dissolved Oxygen	9.50	mg/L
BA02	Compliance	E008	01/15/2025	Fluoride, total	0.217	mg/L
BA02	Compliance	E008	01/15/2025	Lead, total	0.00022 U	mg/L
BA02	Compliance	E008	01/15/2025	Lithium, total	0.005 U	mg/L

TABLE 1.
FIELD PARAMETERS AND ANALYTICAL RESULTS - QUARTER 1, 2025
845 QUARTERLY REPORT
DUCK CREEK POWER PLANT
BOTTOM ASH BASIN
CANTON, IL

Well ID	Well Type	Event	Date	Parameter	Result	Unit
BA02	Compliance	E008	01/15/2025	Mercury, total	0.00014 U	mg/L
BA02	Compliance	E008	01/15/2025	Molybdenum, total	0.00440	mg/L
BA02	Compliance	E008	01/15/2025	Oxidation Reduction Potential	148	mV
BA02	Compliance	E008	01/15/2025	pH (field)	7.9	SU
BA02	Compliance	E008	01/15/2025	Radium 226 + Radium 228, total	0.805	pCi/L
BA02	Compliance	E008	01/15/2025	Selenium, total	0.00074 U	mg/L
BA02	Compliance	E008	01/15/2025	Specific Conductance @ 25C (field)	832	micromhos/cm
BA02	Compliance	E008	01/15/2025	Sulfate, total	14.0	mg/L
BA02	Compliance	E008	01/15/2025	Temperature	7.40	degrees C
BA02	Compliance	E008	01/15/2025	Thallium, total	0.00038 U	mg/L
BA02	Compliance	E008	01/15/2025	Total Dissolved Solids	420	mg/L
BA02	Compliance	E008	01/15/2025	Turbidity, field	230	NTU
BA02L	Compliance	E008	01/20/2025	Antimony, total	0.00043 U	mg/L
BA02L	Compliance	E008	01/20/2025	Arsenic, total	0.0100	mg/L
BA02L	Compliance	E008	01/20/2025	Barium, total	0.170	mg/L
BA02L	Compliance	E008	01/20/2025	Beryllium, total	0.00059 U	mg/L
BA02L	Compliance	E008	01/20/2025	Boron, total	0.0630	mg/L
BA02L	Compliance	E008	01/20/2025	Cadmium, total	0.00074 U	mg/L
BA02L	Compliance	E008	01/20/2025	Calcium, total	120	mg/L
BA02L	Compliance	E008	01/20/2025	Chloride, total	31.0	mg/L
BA02L	Compliance	E008	01/20/2025	Chromium, total	0.0036 J	mg/L
BA02L	Compliance	E008	01/20/2025	Cobalt, total	0.00310	mg/L
BA02L	Compliance	E008	01/20/2025	Dissolved Oxygen	9.60	mg/L
BA02L	Compliance	E008	01/20/2025	Fluoride, total	0.390	mg/L
BA02L	Compliance	E008	01/20/2025	Lead, total	0.00220	mg/L
BA02L	Compliance	E008	01/20/2025	Lithium, total	0.005 U	mg/L
BA02L	Compliance	E008	01/20/2025	Mercury, total	0.00014 U	mg/L
BA02L	Compliance	E008	01/20/2025	Molybdenum, total	0.00980	mg/L
BA02L	Compliance	E008	01/20/2025	Oxidation Reduction Potential	306	mV
BA02L	Compliance	E008	01/20/2025	pH (field)	7.7	SU
BA02L	Compliance	E008	01/20/2025	Radium 226 + Radium 228, total	33.9	pCi/L
BA02L	Compliance	E008	01/20/2025	Selenium, total	0.00074 U	mg/L
BA02L	Compliance	E008	01/20/2025	Specific Conductance @ 25C (field)	802	micromhos/cm
BA02L	Compliance	E008	01/20/2025	Sulfate, total	43.0	mg/L
BA02L	Compliance	E008	01/20/2025	Temperature	9.80	degrees C
BA02L	Compliance	E008	01/20/2025	Thallium, total	0.00038 U	mg/L
BA02L	Compliance	E008	01/20/2025	Total Dissolved Solids	460	mg/L
BA02L	Compliance	E008	01/20/2025	Turbidity, field	1,000 >	NTU
BA03	Compliance	E008	01/29/2025	Antimony, total	0.00043 U	mg/L
BA03	Compliance	E008	01/29/2025	Arsenic, total	0.00069 U	mg/L
BA03	Compliance	E008	01/29/2025	Barium, total	0.120	mg/L
BA03	Compliance	E008	01/29/2025	Beryllium, total	0.00059 U	mg/L
BA03	Compliance	E008	01/29/2025	Boron, total	0.0200 J+	mg/L
BA03	Compliance	E008	01/29/2025	Cadmium, total	0.00074 U	mg/L
BA03	Compliance	E008	01/29/2025	Calcium, total	100	mg/L
BA03	Compliance	E008	01/29/2025	Chloride, total	5.90	mg/L

TABLE 1.
FIELD PARAMETERS AND ANALYTICAL RESULTS - QUARTER 1, 2025
845 QUARTERLY REPORT
DUCK CREEK POWER PLANT
BOTTOM ASH BASIN
CANTON, IL

Well ID	Well Type	Event	Date	Parameter	Result	Unit
BA03	Compliance	E008	01/29/2025	Chromium, total	0.0028 U	mg/L
BA03	Compliance	E008	01/29/2025	Cobalt, total	0.00048 U	mg/L
BA03	Compliance	E008	01/29/2025	Dissolved Oxygen	1.50	mg/L
BA03	Compliance	E008	01/29/2025	Fluoride, total	0.221	mg/L
BA03	Compliance	E008	01/29/2025	Lead, total	0.00022 U	mg/L
BA03	Compliance	E008	01/29/2025	Lithium, total	0.005 U	mg/L
BA03	Compliance	E008	01/29/2025	Mercury, total	0.00014 U	mg/L
BA03	Compliance	E008	01/29/2025	Molybdenum, total	0.00140	mg/L
BA03	Compliance	E008	01/29/2025	Oxidation Reduction Potential	86.0	mV
BA03	Compliance	E008	01/29/2025	pH (field)	7.5	SU
BA03	Compliance	E008	01/29/2025	Radium 226 + Radium 228, total	0.659	pCi/L
BA03	Compliance	E008	01/29/2025	Selenium, total	0.00120	mg/L
BA03	Compliance	E008	01/29/2025	Specific Conductance @ 25C (field)	773	micromhos/cm
BA03	Compliance	E008	01/29/2025	Sulfate, total	19.0	mg/L
BA03	Compliance	E008	01/29/2025	Temperature	11.5	degrees C
BA03	Compliance	E008	01/29/2025	Thallium, total	0.00038 U	mg/L
BA03	Compliance	E008	01/29/2025	Total Dissolved Solids	420 J	mg/L
BA03	Compliance	E008	01/29/2025	Turbidity, field	34.0	NTU
BA03L	Compliance	E008	01/29/2025	Antimony, total	0.00043 U	mg/L
BA03L	Compliance	E008	01/29/2025	Arsenic, total	0.00069 U	mg/L
BA03L	Compliance	E008	01/29/2025	Barium, total	0.110	mg/L
BA03L	Compliance	E008	01/29/2025	Beryllium, total	0.00059 U	mg/L
BA03L	Compliance	E008	01/29/2025	Boron, total	0.540 J+	mg/L
BA03L	Compliance	E008	01/29/2025	Cadmium, total	0.00074 U	mg/L
BA03L	Compliance	E008	01/29/2025	Calcium, total	180	mg/L
BA03L	Compliance	E008	01/29/2025	Chloride, total	19.0	mg/L
BA03L	Compliance	E008	01/29/2025	Chromium, total	0.0028 U	mg/L
BA03L	Compliance	E008	01/29/2025	Cobalt, total	0.00048 U	mg/L
BA03L	Compliance	E008	01/29/2025	Dissolved Oxygen	3.70	mg/L
BA03L	Compliance	E008	01/29/2025	Fluoride, total	0.2 U	mg/L
BA03L	Compliance	E008	01/29/2025	Lead, total	0.00022 U	mg/L
BA03L	Compliance	E008	01/29/2025	Lithium, total	0.005 U	mg/L
BA03L	Compliance	E008	01/29/2025	Mercury, total	0.00014 U	mg/L
BA03L	Compliance	E008	01/29/2025	Molybdenum, total	0.00130	mg/L
BA03L	Compliance	E008	01/29/2025	Oxidation Reduction Potential	81.0	mV
BA03L	Compliance	E008	01/29/2025	pH (field)	7.5	SU
BA03L	Compliance	E008	01/29/2025	Radium 226 + Radium 228, total	0.760	pCi/L
BA03L	Compliance	E008	01/29/2025	Selenium, total	0.00074 U	mg/L
BA03L	Compliance	E008	01/29/2025	Specific Conductance @ 25C (field)	1,375	micromhos/cm
BA03L	Compliance	E008	01/29/2025	Sulfate, total	360	mg/L
BA03L	Compliance	E008	01/29/2025	Temperature	11.6	degrees C
BA03L	Compliance	E008	01/29/2025	Thallium, total	0.00038 U	mg/L
BA03L	Compliance	E008	01/29/2025	Total Dissolved Solids	1,000	mg/L
BA03L	Compliance	E008	01/29/2025	Turbidity, field	35.9	NTU
BA04	Compliance	E008	01/29/2025	Antimony, total	0.00043 U	mg/L
BA04	Compliance	E008	01/29/2025	Arsenic, total	0.00072 J	mg/L

TABLE 1.
FIELD PARAMETERS AND ANALYTICAL RESULTS - QUARTER 1, 2025
845 QUARTERLY REPORT
DUCK CREEK POWER PLANT
BOTTOM ASH BASIN
CANTON, IL

Well ID	Well Type	Event	Date	Parameter	Result	Unit
BA04	Compliance	E008	01/29/2025	Barium, total	0.110	mg/L
BA04	Compliance	E008	01/29/2025	Beryllium, total	0.00059 U	mg/L
BA04	Compliance	E008	01/29/2025	Boron, total	0.370 J+	mg/L
BA04	Compliance	E008	01/29/2025	Cadmium, total	0.00074 U	mg/L
BA04	Compliance	E008	01/29/2025	Calcium, total	140	mg/L
BA04	Compliance	E008	01/29/2025	Chloride, total	43.0	mg/L
BA04	Compliance	E008	01/29/2025	Chromium, total	0.0028 U	mg/L
BA04	Compliance	E008	01/29/2025	Cobalt, total	0.001 J	mg/L
BA04	Compliance	E008	01/29/2025	Dissolved Oxygen	1.80	mg/L
BA04	Compliance	E008	01/29/2025	Fluoride, total	0.263	mg/L
BA04	Compliance	E008	01/29/2025	Lead, total	0.00022 U	mg/L
BA04	Compliance	E008	01/29/2025	Lithium, total	0.005 U	mg/L
BA04	Compliance	E008	01/29/2025	Mercury, total	0.00014 U	mg/L
BA04	Compliance	E008	01/29/2025	Molybdenum, total	0.00200	mg/L
BA04	Compliance	E008	01/29/2025	Oxidation Reduction Potential	20.0	mV
BA04	Compliance	E008	01/29/2025	pH (field)	7.6	SU
BA04	Compliance	E008	01/29/2025	Radium 226 + Radium 228, total	0.31	pCi/L
BA04	Compliance	E008	01/29/2025	Selenium, total	0.00074 U	mg/L
BA04	Compliance	E008	01/29/2025	Specific Conductance @ 25C (field)	1,042	micromhos/cm
BA04	Compliance	E008	01/29/2025	Sulfate, total	180	mg/L
BA04	Compliance	E008	01/29/2025	Temperature	12.6	degrees C
BA04	Compliance	E008	01/29/2025	Thallium, total	0.00038 U	mg/L
BA04	Compliance	E008	01/29/2025	Total Dissolved Solids	680	mg/L
BA04	Compliance	E008	01/29/2025	Turbidity, field	31.5	NTU

Notes:
C = Celsius
cm = centimeter
Events:
E008 = Quarter 1, 2025 sampling event
mg/L = milligrams per liter
mV = millivolts
NTU = Nephelometric Turbidity Units
pCi/L = picocuries per liter
Result Code (if applicable):
NR[1] = Parameter not analyzed.
NS[1] = Well has been, or will be, abandoned; therefore, a sample was not collected.
NS[2] = Well either needs or was undergoing maintenance; therefore, a sample was not collected.
NS[3] = The location was not accessible; therefore, a sample was not collected.
NS[4] = The location could not be found; therefore, a sample was not collected.
NS[5] = The location was damaged; therefore, a sample was not collected.
NS[6] = Sampling pump could not yield a sample.
NS[7] = Well was either dry or purged dry and did not recover sufficiently to yield adequate volume for a sample.
NS[8] = A sample was not collected.
PM[1] = Parameter not analyzed as the well purged dry during sample collection and did not sufficiently recover to yield adequate sample volume for analysis.
Result qualifiers as defined in the United States Environmental Protection Agency's *National Functional Guidelines for Inorganic Superfund Methods Data Review*, EPA 542-R-20-006. November 2020.:
J = The result is an estimated quantity. The associated numerical value is the approximate concentration of the analyte in the sample.
J+ = The result is an estimated quantity, but the result may be biased high.
U = The analyte was analyzed for, but was not detected above the level of the adjusted detection limit or quantitation limit, as appropriate.
SU = Standard Units

TABLE 2.
EVALUATION OF COMPLIANCE - QUARTER 1, 2025
845 QUARTERLY REPORT
DUCK CREEK POWER PLANT
BOTTOM ASH BASIN
CANTON, IL

Well ID	HSU	Event	Parameter	Units	Date Range	Sample Count	Percent ND	Statistical Calculation	Statistical Result	GWPS	GWPS Source	Compliance Result
BA01	UA	E008	Antimony, total	mg/L	02/05/16 - 01/15/25	16	100	All ND - Last	0.003	0.006	Standard	No Exceedance
BA01	UA	E008	Arsenic, total	mg/L	02/05/16 - 01/15/25	16	25	CI around geomean	0.00102	0.0240	Background	No Exceedance
BA01	UA	E008	Barium, total	mg/L	02/05/16 - 01/15/25	16	0	CB around T-S line	0.09	2.0	Standard	No Exceedance
BA01	UA	E008	Beryllium, total	mg/L	02/05/16 - 01/15/25	16	100	All ND - Last	0.001	0.004	Standard	No Exceedance
BA01	UA	E008	Boron, total	mg/L	02/05/16 - 01/15/25	28	0	CI around median	0.022	7.90	Background	No Exceedance
BA01	UA	E008	Cadmium, total	mg/L	02/05/16 - 01/15/25	16	100	All ND - Last	0.001	0.005	Standard	No Exceedance
BA01	UA	E008	Chloride, total	mg/L	02/05/16 - 01/15/25	28	0	CB around T-S line	11.5	700	Background	No Exceedance
BA01	UA	E008	Chromium, total	mg/L	02/05/16 - 01/15/25	16	94	CI around median	0.004	0.1	Standard	No Exceedance
BA01	UA	E008	Cobalt, total	mg/L	02/05/16 - 01/15/25	16	88	CI around median	0.002	0.0300	Background	No Exceedance
BA01	UA	E008	Fluoride, total	mg/L	02/05/16 - 01/15/25	28	64	CB around T-S line	0.231	4.0	Standard	No Exceedance
BA01	UA	E008	Lead, total	mg/L	02/05/16 - 01/15/25	16	56	CI around median	0.001	0.0420	Background	No Exceedance
BA01	UA	E008	Lithium, total	mg/L	02/05/16 - 01/15/25	16	100	All ND - Last	0.02	0.0680	Background	No Exceedance
BA01	UA	E008	Mercury, total	mg/L	02/05/16 - 01/15/25	16	94	Most recent sample	0.0002	0.002	Standard	No Exceedance
BA01	UA	E008	Molybdenum, total	mg/L	02/05/16 - 01/15/25	16	6	CB around T-S line	0.000365	0.1	Standard	No Exceedance
BA01	UA	E008	pH (field)	SU	02/05/16 - 01/15/25	32	0	CI around median	6.9/7.0	6.4/9.0	Background/Standard	No Exceedance
BA01	UA	E008	Radium 226 + Radium 228, total	pCi/L	02/05/16 - 01/15/25	16	0	CI around mean	0.608	7.27	Background	No Exceedance
BA01	UA	E008	Selenium, total	mg/L	02/05/16 - 01/15/25	15	100	All ND - Last	0.001	0.05	Standard	No Exceedance
BA01	UA	E008	Sulfate, total	mg/L	02/05/16 - 01/15/25	28	0	CB around linear reg	137	890	Background	No Exceedance
BA01	UA	E008	Thallium, total	mg/L	02/05/16 - 01/15/25	16	100	All ND - Last	0.001	0.002	Standard	No Exceedance
BA01	UA	E008	Total Dissolved Solids	mg/L	02/05/16 - 01/15/25	28	0	CB around T-S line	586	2,590	Background	No Exceedance
BA02	UA	E008	Antimony, total	mg/L	02/05/16 - 01/15/25	16	100	All ND - Last	0.003	0.006	Standard	No Exceedance
BA02	UA	E008	Arsenic, total	mg/L	02/05/16 - 01/15/25	16	6	CI around mean	0.00223	0.0240	Background	No Exceedance
BA02	UA	E008	Barium, total	mg/L	02/05/16 - 01/15/25	16	0	CI around mean	0.193	2.0	Standard	No Exceedance
BA02	UA	E008	Beryllium, total	mg/L	02/05/16 - 01/15/25	16	94	CI around median	0.001	0.004	Standard	No Exceedance
BA02	UA	E008	Boron, total	mg/L	02/05/16 - 01/15/25	28	0	CB around linear reg	0.0484	7.90	Background	No Exceedance
BA02	UA	E008	Cadmium, total	mg/L	02/05/16 - 01/15/25	16	100	All ND - Last	0.001	0.005	Standard	No Exceedance
BA02	UA	E008	Chloride, total	mg/L	02/05/16 - 01/15/25	28	0	CB around linear reg	9.7	700	Background	No Exceedance

TABLE 2.
EVALUATION OF COMPLIANCE - QUARTER 1, 2025
845 QUARTERLY REPORT
DUCK CREEK POWER PLANT
BOTTOM ASH BASIN
CANTON, IL

Well ID	HSU	Event	Parameter	Units	Date Range	Sample Count	Percent ND	Statistical Calculation	Statistical Result	GWPS	GWPS Source	Compliance Result
BA02	UA	E008	Chromium, total	mg/L	02/05/16 - 01/15/25	16	100	All ND - Last	0.004	0.1	Standard	No Exceedance
BA02	UA	E008	Cobalt, total	mg/L	02/05/16 - 01/15/25	16	100	All ND - Last	0.002	0.0300	Background	No Exceedance
BA02	UA	E008	Fluoride, total	mg/L	02/05/16 - 01/15/25	28	82	CI around median	0.25	4.0	Standard	No Exceedance
BA02	UA	E008	Lead, total	mg/L	02/05/16 - 01/15/25	16	81	CI around median	0.001	0.0420	Background	No Exceedance
BA02	UA	E008	Lithium, total	mg/L	02/05/16 - 01/15/25	16	100	All ND - Last	0.02	0.0680	Background	No Exceedance
BA02	UA	E008	Mercury, total	mg/L	02/05/16 - 01/15/25	16	94	CI around median	0.0002	0.002	Standard	No Exceedance
BA02	UA	E008	Molybdenum, total	mg/L	02/05/16 - 01/15/25	16	0	CI around mean	0.0041	0.1	Standard	No Exceedance
BA02	UA	E008	pH (field)	SU	02/05/16 - 01/15/25	29	0	CI around mean	6.9/7.2	6.4/9.0	Background/Standard	No Exceedance
BA02	UA	E008	Radium 226 + Radium 228, total	pCi/L	02/05/16 - 01/15/25	16	0	CI around mean	0.518	7.27	Background	No Exceedance
BA02	UA	E008	Selenium, total	mg/L	02/05/16 - 01/15/25	16	88	CI around median	0.001	0.05	Standard	No Exceedance
BA02	UA	E008	Sulfate, total	mg/L	02/05/16 - 01/15/25	28	0	CB around linear reg	11.9	890	Background	No Exceedance
BA02	UA	E008	Thallium, total	mg/L	02/05/16 - 01/15/25	16	94	Most recent sample	0.001	0.002	Standard	No Exceedance
BA02	UA	E008	Total Dissolved Solids	mg/L	02/05/16 - 01/15/25	28	0	CI around mean	448	2,590	Background	No Exceedance
BA02L	UA/PMP	E008	Antimony, total	mg/L	04/14/21 - 01/20/25	13	100	All ND - Last	0.003	0.006	Standard	No Exceedance
BA02L	UA/PMP	E008	Arsenic, total	mg/L	04/14/21 - 01/20/25	13	0	CI around geomean	0.0105	0.0240	Background	No Exceedance
BA02L	UA/PMP	E008	Barium, total	mg/L	04/14/21 - 01/20/25	13	0	CI around mean	0.0503	2.0	Standard	No Exceedance
BA02L	UA/PMP	E008	Beryllium, total	mg/L	04/14/21 - 01/20/25	13	100	All ND - Last	0.001	0.004	Standard	No Exceedance
BA02L	UA/PMP	E008	Boron, total	mg/L	04/14/21 - 01/20/25	14	0	CI around mean	0.0724	7.90	Background	No Exceedance
BA02L	UA/PMP	E008	Cadmium, total	mg/L	04/14/21 - 01/20/25	13	100	All ND - Last	0.001	0.005	Standard	No Exceedance
BA02L	UA/PMP	E008	Chloride, total	mg/L	04/14/21 - 01/20/25	14	0	CI around median	3.5	700	Background	No Exceedance
BA02L	UA/PMP	E008	Chromium, total	mg/L	04/14/21 - 01/20/25	13	92	CI around median	0.004	0.1	Standard	No Exceedance
BA02L	UA/PMP	E008	Cobalt, total	mg/L	04/14/21 - 01/20/25	13	69	CI around median	0.002	0.0300	Background	No Exceedance
BA02L	UA/PMP	E008	Fluoride, total	mg/L	04/14/21 - 01/20/25	14	0	CI around median	0.445	4.0	Standard	No Exceedance
BA02L	UA/PMP	E008	Lead, total	mg/L	04/14/21 - 01/20/25	13	54	CI around median	0.001	0.0420	Background	No Exceedance
BA02L	UA/PMP	E008	Lithium, total	mg/L	04/14/21 - 01/20/25	13	100	All ND - Last	0.02	0.0680	Background	No Exceedance
BA02L	UA/PMP	E008	Mercury, total	mg/L	04/14/21 - 01/20/25	13	100	All ND - Last	0.0002	0.002	Standard	No Exceedance
BA02L	UA/PMP	E008	Molybdenum, total	mg/L	04/14/21 - 01/20/25	13	0	CB around linear reg	-0.00295	0.1	Standard	No Exceedance

TABLE 2.
EVALUATION OF COMPLIANCE - QUARTER 1, 2025
845 QUARTERLY REPORT
DUCK CREEK POWER PLANT
BOTTOM ASH BASIN
CANTON, IL

Well ID	HSU	Event	Parameter	Units	Date Range	Sample Count	Percent ND	Statistical Calculation	Statistical Result	GWPS	GWPS Source	Compliance Result
BA02L	UA/PMP	E008	pH (field)	SU	04/14/21 - 01/20/25	14	0	CI around mean	7.2/7.5	6.4/9.0	Background/Standard	No Exceedance
BA02L	UA/PMP	E008	Radium 226 + Radium 228, total	pCi/L	04/14/21 - 01/20/25	12	0	CI around geomean	0.203	7.27	Background	No Exceedance
BA02L	UA/PMP	E008	Selenium, total	mg/L	04/14/21 - 01/20/25	13	100	All ND - Last	0.001	0.05	Standard	No Exceedance
BA02L	UA/PMP	E008	Sulfate, total	mg/L	04/14/21 - 01/20/25	14	7	CI around geomean	2.18	890	Background	No Exceedance
BA02L	UA/PMP	E008	Thallium, total	mg/L	04/14/21 - 01/20/25	13	100	All ND - Last	0.001	0.002	Standard	No Exceedance
BA02L	UA/PMP	E008	Total Dissolved Solids	mg/L	04/14/21 - 01/20/25	14	0	CI around geomean	219	2,590	Background	No Exceedance
BA03	UA	E008	Antimony, total	mg/L	02/05/16 - 01/29/25	16	100	All ND - Last	0.003	0.006	Standard	No Exceedance
BA03	UA	E008	Arsenic, total	mg/L	02/05/16 - 01/29/25	16	88	CI around median	0.001	0.0240	Background	No Exceedance
BA03	UA	E008	Barium, total	mg/L	02/05/16 - 01/29/25	16	0	CB around linear reg	0.107	2.0	Standard	No Exceedance
BA03	UA	E008	Beryllium, total	mg/L	02/05/16 - 01/29/25	16	100	All ND - Last	0.001	0.004	Standard	No Exceedance
BA03	UA	E008	Boron, total	mg/L	02/05/16 - 01/29/25	28	0	CB around T-S line	0.0126	7.90	Background	No Exceedance
BA03	UA	E008	Cadmium, total	mg/L	02/05/16 - 01/29/25	16	100	All ND - Last	0.001	0.005	Standard	No Exceedance
BA03	UA	E008	Chloride, total	mg/L	02/05/16 - 01/29/25	28	0	CI around geomean	5.56	700	Background	No Exceedance
BA03	UA	E008	Chromium, total	mg/L	02/05/16 - 01/29/25	16	88	CI around median	0.004	0.1	Standard	No Exceedance
BA03	UA	E008	Cobalt, total	mg/L	02/05/16 - 01/29/25	16	100	All ND - Last	0.002	0.0300	Background	No Exceedance
BA03	UA	E008	Fluoride, total	mg/L	02/05/16 - 01/29/25	28	61	CB around T-S line	0.222	4.0	Standard	No Exceedance
BA03	UA	E008	Lead, total	mg/L	02/05/16 - 01/29/25	16	75	CI around median	0.001	0.0420	Background	No Exceedance
BA03	UA	E008	Lithium, total	mg/L	02/05/16 - 01/29/25	16	100	All ND - Last	0.02	0.0680	Background	No Exceedance
BA03	UA	E008	Mercury, total	mg/L	02/05/16 - 01/29/25	16	88	CI around median	0.0002	0.002	Standard	No Exceedance
BA03	UA	E008	Molybdenum, total	mg/L	02/05/16 - 01/29/25	16	12	CB around linear reg	-0.000474	0.1	Standard	No Exceedance
BA03	UA	E008	pH (field)	SU	02/05/16 - 01/29/25	30	0	CI around mean	7.0/7.3	6.4/9.0	Background/Standard	No Exceedance
BA03	UA	E008	Radium 226 + Radium 228, total	pCi/L	02/05/16 - 01/29/25	16	0	CI around mean	0.598	7.27	Background	No Exceedance
BA03	UA	E008	Selenium, total	mg/L	02/05/16 - 01/29/25	16	44	CI around median	0.001	0.05	Standard	No Exceedance
BA03	UA	E008	Sulfate, total	mg/L	02/05/16 - 01/29/25	28	0	CB around linear reg	13.8	890	Background	No Exceedance
BA03	UA	E008	Thallium, total	mg/L	02/05/16 - 01/29/25	16	100	All ND - Last	0.001	0.002	Standard	No Exceedance
BA03	UA	E008	Total Dissolved Solids	mg/L	02/05/16 - 01/29/25	28	0	CI around mean	416	2,590	Background	No Exceedance
BA03L	UA/PMP	E008	Antimony, total	mg/L	04/14/21 - 01/29/25	15	100	All ND - Last	0.003	0.006	Standard	No Exceedance

TABLE 2.
EVALUATION OF COMPLIANCE - QUARTER 1, 2025
845 QUARTERLY REPORT
DUCK CREEK POWER PLANT
BOTTOM ASH BASIN
CANTON, IL

Well ID	HSU	Event	Parameter	Units	Date Range	Sample Count	Percent ND	Statistical Calculation	Statistical Result	GWPS	GWPS Source	Compliance Result
BA03L	UA/PMP	E008	Arsenic, total	mg/L	04/14/21 - 01/29/25	15	80	CI around median	0.001	0.0240	Background	No Exceedance
BA03L	UA/PMP	E008	Barium, total	mg/L	04/14/21 - 01/29/25	15	0	CI around median	0.12	2.0	Standard	No Exceedance
BA03L	UA/PMP	E008	Beryllium, total	mg/L	04/14/21 - 01/29/25	15	93	CI around median	0.001	0.004	Standard	No Exceedance
BA03L	UA/PMP	E008	Boron, total	mg/L	04/14/21 - 01/29/25	16	0	CB around linear reg	0.381	7.90	Background	No Exceedance
BA03L	UA/PMP	E008	Cadmium, total	mg/L	04/14/21 - 01/29/25	15	100	All ND - Last	0.001	0.005	Standard	No Exceedance
BA03L	UA/PMP	E008	Chloride, total	mg/L	04/14/21 - 01/29/25	16	0	CI around mean	18.5	700	Background	No Exceedance
BA03L	UA/PMP	E008	Chromium, total	mg/L	04/14/21 - 01/29/25	15	53	CI around median	0.004	0.1	Standard	No Exceedance
BA03L	UA/PMP	E008	Cobalt, total	mg/L	04/14/21 - 01/29/25	15	87	CI around median	0.002	0.0300	Background	No Exceedance
BA03L	UA/PMP	E008	Fluoride, total	mg/L	04/14/21 - 01/29/25	16	81	CI around median	0.25	4.0	Standard	No Exceedance
BA03L	UA/PMP	E008	Lead, total	mg/L	04/14/21 - 01/29/25	15	60	CI around median	0.001	0.0420	Background	No Exceedance
BA03L	UA/PMP	E008	Lithium, total	mg/L	04/14/21 - 01/29/25	15	93	CI around median	0.02	0.0680	Background	No Exceedance
BA03L	UA/PMP	E008	Mercury, total	mg/L	04/14/21 - 01/29/25	15	87	CI around median	0.0002	0.002	Standard	No Exceedance
BA03L	UA/PMP	E008	Molybdenum, total	mg/L	04/14/21 - 01/29/25	15	33	CI around median	0.001	0.1	Standard	No Exceedance
BA03L	UA/PMP	E008	pH (field)	SU	04/14/21 - 01/29/25	16	0	CI around mean	6.7/7.0	6.4/9.0	Background/Standard	No Exceedance
BA03L	UA/PMP	E008	Radium 226 + Radium 228, total	pCi/L	04/14/21 - 01/29/25	14	0	CI around geomean	0.371	7.27	Background	No Exceedance
BA03L	UA/PMP	E008	Selenium, total	mg/L	04/14/21 - 01/29/25	15	93	CI around median	0.001	0.05	Standard	No Exceedance
BA03L	UA/PMP	E008	Sulfate, total	mg/L	04/14/21 - 01/29/25	16	0	CI around mean	349	890	Background	No Exceedance
BA03L	UA/PMP	E008	Thallium, total	mg/L	04/14/21 - 01/29/25	15	100	All ND - Last	0.001	0.002	Standard	No Exceedance
BA03L	UA/PMP	E008	Total Dissolved Solids	mg/L	04/14/21 - 01/29/25	16	0	CI around median	990	2,590	Background	No Exceedance
BA04	UA	E008	Antimony, total	mg/L	02/05/16 - 01/29/25	16	100	All ND - Last	0.003	0.006	Standard	No Exceedance
BA04	UA	E008	Arsenic, total	mg/L	02/05/16 - 01/29/25	16	81	CI around median	0.001	0.0240	Background	No Exceedance
BA04	UA	E008	Barium, total	mg/L	02/05/16 - 01/29/25	16	0	CI around geomean	0.102	2.0	Standard	No Exceedance
BA04	UA	E008	Beryllium, total	mg/L	02/05/16 - 01/29/25	16	100	All ND - Last	0.001	0.004	Standard	No Exceedance
BA04	UA	E008	Boron, total	mg/L	02/05/16 - 01/29/25	28	0	CB around T-S line	0.319	7.90	Background	No Exceedance
BA04	UA	E008	Cadmium, total	mg/L	02/05/16 - 01/29/25	16	100	All ND - Last	0.001	0.005	Standard	No Exceedance
BA04	UA	E008	Chloride, total	mg/L	02/05/16 - 01/29/25	28	0	CB around T-S line	42.9	700	Background	No Exceedance
BA04	UA	E008	Chromium, total	mg/L	02/05/16 - 01/29/25	16	100	All ND - Last	0.004	0.1	Standard	No Exceedance

TABLE 2.
EVALUATION OF COMPLIANCE - QUARTER 1, 2025
845 QUARTERLY REPORT
DUCK CREEK POWER PLANT
BOTTOM ASH BASIN
CANTON, IL

Well ID	HSU	Event	Parameter	Units	Date Range	Sample Count	Percent ND	Statistical Calculation	Statistical Result	GWPS	GWPS Source	Compliance Result
BA04	UA	E008	Cobalt, total	mg/L	02/05/16 - 01/29/25	16	94	CI around median	0.002	0.0300	Background	No Exceedance
BA04	UA	E008	Fluoride, total	mg/L	02/05/16 - 01/29/25	28	29	CB around linear reg	0.223	4.0	Standard	No Exceedance
BA04	UA	E008	Lead, total	mg/L	02/05/16 - 01/29/25	16	94	CI around median	0.001	0.0420	Background	No Exceedance
BA04	UA	E008	Lithium, total	mg/L	02/05/16 - 01/29/25	16	100	All ND - Last	0.02	0.0680	Background	No Exceedance
BA04	UA	E008	Mercury, total	mg/L	02/05/16 - 01/29/25	16	100	All ND - Last	0.0002	0.002	Standard	No Exceedance
BA04	UA	E008	Molybdenum, total	mg/L	02/05/16 - 01/29/25	16	0	CI around geomean	0.00185	0.1	Standard	No Exceedance
BA04	UA	E008	pH (field)	SU	02/05/16 - 01/29/25	29	0	CI around mean	7.0/7.2	6.4/9.0	Background/Standard	No Exceedance
BA04	UA	E008	Radium 226 + Radium 228, total	pCi/L	02/05/16 - 01/29/25	16	0	CI around mean	0.474	7.27	Background	No Exceedance
BA04	UA	E008	Selenium, total	mg/L	02/05/16 - 01/29/25	16	94	CI around median	0.001	0.05	Standard	No Exceedance
BA04	UA	E008	Sulfate, total	mg/L	02/05/16 - 01/29/25	28	0	CB around T-S line	160	890	Background	No Exceedance
BA04	UA	E008	Thallium, total	mg/L	02/05/16 - 01/29/25	16	94	CI around median	0.001	0.002	Standard	No Exceedance
BA04	UA	E008	Total Dissolved Solids	mg/L	02/05/16 - 01/29/25	28	0	CB around linear reg	683	2,590	Background	No Exceedance

TABLE 2.
EVALUATION OF COMPLIANCE - QUARTER 1, 2025
845 QUARTERLY REPORT
DUCK CREEK POWER PLANT
BOTTOM ASH BASIN
CANTON, IL

Notes:
Compliance Result:
No Exceedance: the statistical result did not exceed the GWPS.
Throughout this document, "exceedance" or "exceedances" is intended to refer only to potential exceedances of proposed applicable background statistics or Groundwater Protection Standards (GWPSs) as described in the proposed groundwater monitoring program which was submitted to the Illinois Environmental Protection Agency (IEPA) on October 25, 2021 as part of Illinois Power Resources Generating, LLC's (IPRG's) operating permit application for the Bottom Ash Basin. That operating permit application, including the proposed groundwater monitoring program, remains under review by the IEPA and, therefore, IPRG has not identified any actual exceedances.
Events:
E008 = Quarter 1, 2025 sampling event
HSU = hydrostratigraphic unit:
UA = Uppermost Aquifer
UA/PMP = Uppermost Aquifer/Potential Migration Pathway
mg/L = milligrams per liter
ND = non-detect
pCi/L = picocuries per liter
SU = standard units
Sample Count = number of samples from Sampled Date Range used to calculate the Statistical Result
Statistical Calculation = method used to calculate the statistical result:
All ND - Last = All results were below the reporting limit, and the last determined reporting limit is shown
CB around T-S line = Confidence band around Thiel-Sen line
CB around T-S line = Confidence band around Thiel-Sen line
CB around linear reg = Confidence band around linear regression
CI around geomean = Confidence interval around the geometric mean
CI around mean = Confidence interval around the mean
CI around median = Confidence interval around the median
Most recent sample = Result for the most recently collected sample used due to insufficient data
Statistical Result = calculated in accordance with the Statistical Analysis Plan using constituent concentrations observed at each monitoring well during all sampling events within the specified date range
Statistical Result Code (if applicable):
NR[1] = Parameter not analyzed.
NS[1] = Well has been, or will be, abandoned; therefore, a sample was not collected.
NS[2] = Well either needs or was undergoing maintenance; therefore, a sample was not collected.
NS[3] = The location was not accessible; therefore, a sample was not collected.
NS[4] = The location could not be found; therefore, a sample was not collected.
NS[5] = The location was damaged; therefore, a sample was not collected.
NS[6] = Sampling pump could not yield a sample.
NS[7] = Well was either dry or purged dry and did not recover sufficiently to yield adequate volume for a sample.
NS[8] = A sample was not collected.
PM[1] = Parameter not analyzed as the well purged dry during sample collection and did not sufficiently recover to yield adequate sample volume for analysis.
For pH, the values presented are the lower / upper limits
GWPS Source:
Background = background concentration
Standard = standard specified in 35 I.A.C. § 845.600(a)(1)

FIGURES

Y:\Mapping\Projects\2212285\MXD\845_Operating_Permit\Duck_Creek\BA\GMP\Figure 2-1_Proposed 845 GW Monitoring Well Network.mxd

PROJECT: 169000XXXX | DATED: 9/24/2021 | DESIGNER: STOLZSD

BACKGROUND WELL

COMPLIANCE WELL

REGULATED UNIT (SUBJECT UNIT)

0 50 100 Feet

MONITORING WELL LOCATION MAP

BOTTOM ASH BASIN

DUCK CREEK POWER PLANT
CANTON, ILLINOIS

FIGURE 1

RAMBOLL AMERICAS
ENGINEERING SOLUTIONS, INC.

RAMBOLL

ATTACHMENTS

ATTACHMENT A
GROUNDWATER ELEVATION DATA
QUARTER 1, 2025

ATTACHMENT A.
GROUNDWATER ELEVATION DATA - QUARTER 1, 2025
845 QUARTERLY REPORT
DUCK CREEK POWER PLANT
BOTTOM ASH BASIN
CANTON, IL

Well ID	Well Type	Date	Depth to Groundwater (feet BMP)	Groundwater Elevation (feet NAVD88)
BA01	Compliance	01/06/2025	14.68	572.53
BA02	Compliance	01/06/2025	9.99	569.90
BA02L	Compliance	01/06/2025	10.20	569.74
BA03	Compliance	01/06/2025	6.68	571.83
BA03L	Compliance	01/06/2025	6.28	571.98
BA04	Compliance	01/06/2025	6.66	571.59
BA05	Background	01/06/2025	18.34	577.46
BA06	Background	01/06/2025	21.04	574.63

Notes:
BMP = below measuring point
Depth to Groundwater/Groundwater Elevation Code (if applicable):
DM[1] = Depth to water was not measured.
DM[2] = Depth to water was not measured because water was above or below the staff gage markings.
DM[3] = Depth to water was not measured because the location was inaccessible.
DM[4] = Depth to water was not measured because water level was below the top of the pump.
DM[5] = Depth to water was not measured because water level was above the top of casing (artesian well).
DM[6] = Depth to water was not measured because of damage to the well.
DM[7] = Depth to water was not measured due to required pressure transducer maintenance.
DM[8] = Lab provided groundwater elevation data and not depth to water.
NAVD88 = North American Vertical Datum of 1988

ATTACHMENT B
LABORATORY REPORTS AND FIELD DATA SHEETS
QUARTER 1, 2025

Pace Analytical Services, LLC
2231 W. Altorfer Drive
Peoria, IL 61615
(800)752-6651

March 08, 2025

Daryl Johnson
Vistra - Duck Creek
17751 North Cilco Road
Canton, IL 61520-8761

Dear Daryl Johnson:

Please find enclosed the analytical results for the sample(s) the laboratory received. All testing is performed according to our current TNI accreditations unless otherwise noted. This report cannot be reproduced, except in full, without the written permission of Pace Analytical Services, LLC.

If you have any questions regarding your report, please contact your project manager. Quality and timely data is of the utmost importance to us.

Pace Analytical Services appreciates the opportunity to provide you with analytical expertise. We are always trying to improve our customer service and we welcome you to contact the General Manager, Lisa Grant, with any feedback you have about your experience with our laboratory at 309-683-1764 or lisa.grant@pacelabs.com.

Sincerely,

Diane Billings
Project Manager

Pace Analytical Services, LLC
2231 W. Altorfer Drive
Peoria, IL 61615
(800)752-6651

ANALYTICAL RESULTS

Sample: IA02353-01
Name: BA01
Matrix: Ground Water - Grab

Sampled: 01/15/25 14:40
Received: 01/15/25 17:34

Parameter	Result	Unit	Qualifier	Prepared	Dilution	MRL	Analyzed	Analyst	Method
Anions - PIA									
Chloride	21	mg/L	Q4	01/16/25 13:29	5	5.0	01/16/25 13:29	JSM	EPA 300.0 REV 2.1
Fluoride	< 0.250	mg/L		01/16/25 13:09	1	0.250	01/16/25 13:09	JSM	EPA 300.0 REV 2.1
Sulfate	140	mg/L	Q4	01/16/25 13:48	25	25	01/16/25 13:48	JSM	EPA 300.0 REV 2.1
Field - PIA									
Depth, From Measuring Point	15.02	Feet		01/15/25 14:40	1		01/15/25 14:40	FIELD	Field*
Dissolved oxygen, Field	3.1	mg/L		01/15/25 14:40	1		01/15/25 14:40	FIELD	Field*
Oxidation Reduction Potential	196	mV		01/15/25 14:40	1	-500	01/15/25 14:40	FIELD	Field*
pH, Field Measured	7.65	pH Units		01/15/25 14:40	1		01/15/25 14:40	FIELD	Field*
Specific Conductance, Field Measured	994.0	umhos/cm		01/15/25 14:40	1		01/15/25 14:40	FIELD	Field*
Temperature, Field Measured	8.0	°C		01/15/25 14:40	1		01/15/25 14:40	FIELD	Field*
Turbidity, Field Measured	210	NTU		01/15/25 14:40	1	0.00	01/15/25 14:40	FIELD	Field*
General Chemistry - PIA									
Alkalinity - bicarbonate as CaCO3	390	mg/L		01/27/25 09:03	1	10	01/27/25 09:03	CFM	SM 2320 B-2011*
Alkalinity - carbonate as CaCO3	< 10	mg/L		01/27/25 09:03	1	10	01/27/25 09:03	CFM	SM 2320 B-2011*
Soluble General Chemistry - PIA									
Solids - total dissolved solids (TDS)	640	mg/L		01/21/25 09:44	1	26	01/22/25 00:00	ENH	SM 2540 C-2011
Total Metals - PIA									
Antimony	< 3.0	ug/L		01/16/25 07:54	5	3.0	01/21/25 17:04	TJJ	EPA 6020A
Arsenic	1.7	ug/L		01/16/25 07:54	5	1.0	01/21/25 17:04	TJJ	EPA 6020A
Barium	130	ug/L		01/16/25 07:54	5	1.0	01/21/25 17:04	TJJ	EPA 6020A
Beryllium	< 1.0	ug/L		01/16/25 07:54	5	1.0	01/23/25 13:25	TJJ	EPA 6020A
Boron	23	ug/L		01/16/25 07:54	5	10	01/23/25 13:25	TJJ	EPA 6020A
Cadmium	< 1.0	ug/L		01/16/25 07:54	5	1.0	01/21/25 17:04	TJJ	EPA 6020A
Calcium	120	mg/L		01/16/25 07:54	5	0.20	01/21/25 17:04	TJJ	EPA 6020A
Chromium	< 4.0	ug/L		01/16/25 07:54	5	4.0	01/21/25 17:04	TJJ	EPA 6020A
Cobalt	< 2.0	ug/L		01/16/25 07:54	5	2.0	01/21/25 17:04	TJJ	EPA 6020A
Lead	< 1.0	ug/L		01/16/25 07:54	5	1.0	01/21/25 17:04	TJJ	EPA 6020A
Magnesium	62	mg/L		01/16/25 07:54	5	0.10	01/21/25 17:04	TJJ	EPA 6020A
Mercury	< 0.20	ug/L		01/16/25 07:54	5	0.20	01/21/25 17:04	TJJ	EPA 6020A
Molybdenum	1.1	ug/L		01/16/25 07:54	5	1.0	01/21/25 17:04	TJJ	EPA 6020A
Potassium	0.68	mg/L		01/16/25 07:54	5	0.10	01/21/25 17:04	TJJ	EPA 6020A

Pace Analytical Services, LLC
2231 W. Altorfer Drive
Peoria, IL 61615
(800)752-6651

ANALYTICAL RESULTS

Sample: IA02353-01
Name: BA01
Matrix: Ground Water - Grab

Sampled: 01/15/25 14:40
Received: 01/15/25 17:34

Parameter	Result	Unit	Qualifier	Prepared	Dilution	MRL	Analyzed	Analyst	Method
Selenium	< 1.0	ug/L		01/16/25 07:54	5	1.0	01/21/25 17:04	TJJ	EPA 6020A
Sodium	10	mg/L		01/16/25 07:54	5	0.10	01/21/25 17:04	TJJ	EPA 6020A
Thallium	< 1.0	ug/L		01/16/25 07:54	5	1.0	01/21/25 17:04	TJJ	EPA 6020A
Lithium	< 0.020	mg/L		01/16/25 07:54	1	0.020	01/16/25 12:12	TJJ	EPA 6010B

Pace Analytical Services, LLC
2231 W. Altorfer Drive
Peoria, IL 61615
(800)752-6651

ANALYTICAL RESULTS

Sample: IA02353-02
Name: BA01 DUP
Matrix: Ground Water - Grab

Sampled: 01/15/25 14:40
Received: 01/15/25 17:34

Parameter	Result	Unit	Qualifier	Prepared	Dilution	MRL	Analyzed	Analyst	Method
Anions - PIA									
Chloride	20	mg/L		01/16/25 15:44	5	5.0	01/16/25 15:44	JSM	EPA 300.0 REV 2.1
Fluoride	< 0.250	mg/L		01/16/25 15:25	1	0.250	01/16/25 15:25	JSM	EPA 300.0 REV 2.1
Sulfate	140	mg/L		01/16/25 16:04	25	25	01/16/25 16:04	JSM	EPA 300.0 REV 2.1
Field - PIA									
Depth, From Measuring Point	15.02	Feet		01/15/25 14:40	1		01/15/25 14:40	FIELD	Field*
Dissolved oxygen, Field	3.1	mg/L		01/15/25 14:40	1		01/15/25 14:40	FIELD	Field*
Oxidation Reduction Potential	196	mV		01/15/25 14:40	1	-500	01/15/25 14:40	FIELD	Field*
pH, Field Measured	7.65	pH Units		01/15/25 14:40	1		01/15/25 14:40	FIELD	Field*
Specific Conductance, Field Measured	994.0	umhos/cm		01/15/25 14:40	1		01/15/25 14:40	FIELD	Field*
Temperature, Field Measured	8.0	°C		01/15/25 14:40	1		01/15/25 14:40	FIELD	Field*
Turbidity, Field Measured	210	NTU		01/15/25 14:40	1	0.00	01/15/25 14:40	FIELD	Field*
General Chemistry - PIA									
Alkalinity - bicarbonate as CaCO3	390	mg/L		01/27/25 09:03	1	10	01/27/25 09:03	CFM	SM 2320 B-2011*
Alkalinity - carbonate as CaCO3	< 10	mg/L		01/27/25 09:03	1	10	01/27/25 09:03	CFM	SM 2320 B-2011*
Soluble General Chemistry - PIA									
Solids - total dissolved solids (TDS)	560	mg/L		01/17/25 09:27	1	26	01/20/25 00:00	CFM	SM 2540 C-2011
Total Metals - PIA									
Antimony	< 3.0	ug/L		01/16/25 07:54	5	3.0	01/21/25 17:08	TJJ	EPA 6020A
Arsenic	1.7	ug/L		01/16/25 07:54	5	1.0	01/21/25 17:08	TJJ	EPA 6020A
Barium	130	ug/L		01/16/25 07:54	5	1.0	01/21/25 17:08	TJJ	EPA 6020A
Beryllium	< 1.0	ug/L		01/16/25 07:54	5	1.0	01/23/25 13:29	TJJ	EPA 6020A
Boron	22	ug/L		01/16/25 07:54	5	10	01/23/25 13:29	TJJ	EPA 6020A
Cadmium	< 1.0	ug/L		01/16/25 07:54	5	1.0	01/21/25 17:08	TJJ	EPA 6020A
Calcium	120	mg/L		01/16/25 07:54	5	0.20	01/21/25 17:08	TJJ	EPA 6020A
Chromium	< 4.0	ug/L		01/16/25 07:54	5	4.0	01/21/25 17:08	TJJ	EPA 6020A
Cobalt	< 2.0	ug/L		01/16/25 07:54	5	2.0	01/21/25 17:08	TJJ	EPA 6020A
Lead	< 1.0	ug/L		01/16/25 07:54	5	1.0	01/21/25 17:08	TJJ	EPA 6020A
Magnesium	61	mg/L		01/16/25 07:54	5	0.10	01/21/25 17:08	TJJ	EPA 6020A
Mercury	< 0.20	ug/L		01/16/25 07:54	5	0.20	01/21/25 17:08	TJJ	EPA 6020A
Molybdenum	1.0	ug/L		01/16/25 07:54	5	1.0	01/21/25 17:08	TJJ	EPA 6020A
Potassium	0.69	mg/L		01/16/25 07:54	5	0.10	01/21/25 17:08	TJJ	EPA 6020A

Pace Analytical Services, LLC
2231 W. Altorfer Drive
Peoria, IL 61615
(800)752-6651

ANALYTICAL RESULTS

Sample: IA02353-02
Name: BA01 DUP
Matrix: Ground Water - Grab

Sampled: 01/15/25 14:40
Received: 01/15/25 17:34

Parameter	Result	Unit	Qualifier	Prepared	Dilution	MRL	Analyzed	Analyst	Method
Selenium	< 1.0	ug/L		01/16/25 07:54	5	1.0	01/21/25 17:08	TJJ	EPA 6020A
Sodium	10	mg/L		01/16/25 07:54	5	0.10	01/21/25 17:08	TJJ	EPA 6020A
Thallium	< 1.0	ug/L		01/16/25 07:54	5	1.0	01/21/25 17:08	TJJ	EPA 6020A
Lithium	< 0.020	mg/L		01/16/25 07:54	1	0.020	01/16/25 12:13	TJJ	EPA 6010B

Pace Analytical Services, LLC
2231 W. Altorfer Drive
Peoria, IL 61615
(800)752-6651

ANALYTICAL RESULTS

Sample: IA02353-03
Name: BA02
Matrix: Ground Water - Grab

Sampled: 01/15/25 16:18
Received: 01/15/25 17:34

Parameter	Result	Unit	Qualifier	Prepared	Dilution	MRL	Analyzed	Analyst	Method
Anions - PIA									
Chloride	12	mg/L		01/16/25 16:42	5	5.0	01/16/25 16:42	JSM	EPA 300.0 REV 2.1
Fluoride	< 0.250	mg/L		01/16/25 16:23	1	0.250	01/16/25 16:23	JSM	EPA 300.0 REV 2.1
Sulfate	14	mg/L		01/16/25 16:42	5	5.0	01/16/25 16:42	JSM	EPA 300.0 REV 2.1
Field - PIA									
Depth, From Measuring Point	10.2	Feet		01/15/25 16:18	1		01/15/25 16:18	FIELD	Field*
Dissolved oxygen, Field	9.5	mg/L		01/15/25 16:18	1		01/15/25 16:18	FIELD	Field*
Oxidation Reduction Potential	148	mV		01/15/25 16:18	1	-500	01/15/25 16:18	FIELD	Field*
pH, Field Measured	7.87	pH Units		01/15/25 16:18	1		01/15/25 16:18	FIELD	Field*
Specific Conductance, Field Measured	832.0	umhos/cm		01/15/25 16:18	1		01/15/25 16:18	FIELD	Field*
Temperature, Field Measured	7.4	°C		01/15/25 16:18	1		01/15/25 16:18	FIELD	Field*
Turbidity, Field Measured	230	NTU		01/15/25 16:18	1	0.00	01/15/25 16:18	FIELD	Field*
General Chemistry - PIA									
Alkalinity - bicarbonate as CaCO3	480	mg/L		01/27/25 09:03	1	10	01/27/25 09:03	CFM	SM 2320 B-2011*
Alkalinity - carbonate as CaCO3	< 10	mg/L		01/27/25 09:03	1	10	01/27/25 09:03	CFM	SM 2320 B-2011*
Soluble General Chemistry - PIA									
Solids - total dissolved solids (TDS)	420	mg/L		01/17/25 09:27	1	26	01/20/25 00:00	CFM	SM 2540 C-2011
Total Metals - PIA									
Antimony	< 3.0	ug/L		01/16/25 07:54	5	3.0	01/21/25 17:12	TJJ	EPA 6020A
Arsenic	6.2	ug/L		01/16/25 07:54	5	1.0	01/21/25 17:12	TJJ	EPA 6020A
Barium	180	ug/L		01/16/25 07:54	5	1.0	01/21/25 17:12	TJJ	EPA 6020A
Beryllium	< 1.0	ug/L		01/16/25 07:54	5	1.0	01/23/25 13:33	TJJ	EPA 6020A
Boron	49	ug/L		01/16/25 07:54	5	10	01/23/25 13:33	TJJ	EPA 6020A
Cadmium	< 1.0	ug/L		01/16/25 07:54	5	1.0	01/21/25 17:12	TJJ	EPA 6020A
Calcium	91	mg/L		01/16/25 07:54	5	0.20	01/21/25 17:12	TJJ	EPA 6020A
Chromium	< 4.0	ug/L		01/16/25 07:54	5	4.0	01/21/25 17:12	TJJ	EPA 6020A
Cobalt	< 2.0	ug/L		01/16/25 07:54	5	2.0	01/21/25 17:12	TJJ	EPA 6020A
Lead	< 1.0	ug/L		01/16/25 07:54	5	1.0	01/21/25 17:12	TJJ	EPA 6020A
Magnesium	44	mg/L		01/16/25 07:54	5	0.10	01/21/25 17:12	TJJ	EPA 6020A
Mercury	< 0.20	ug/L		01/16/25 07:54	5	0.20	01/21/25 17:12	TJJ	EPA 6020A
Molybdenum	4.4	ug/L		01/16/25 07:54	5	1.0	01/21/25 17:12	TJJ	EPA 6020A
Potassium	0.97	mg/L		01/16/25 07:54	5	0.10	01/21/25 17:12	TJJ	EPA 6020A

Pace Analytical Services, LLC
2231 W. Altorfer Drive
Peoria, IL 61615
(800)752-6651

ANALYTICAL RESULTS

Sample: IA02353-03
Name: BA02
Matrix: Ground Water - Grab

Sampled: 01/15/25 16:18
Received: 01/15/25 17:34

Parameter	Result	Unit	Qualifier	Prepared	Dilution	MRL	Analyzed	Analyst	Method
Selenium	< 1.0	ug/L		01/16/25 07:54	5	1.0	01/21/25 17:12	TJJ	EPA 6020A
Sodium	48	mg/L		01/16/25 07:54	5	0.10	01/21/25 17:12	TJJ	EPA 6020A
Thallium	< 1.0	ug/L		01/16/25 07:54	5	1.0	01/21/25 17:12	TJJ	EPA 6020A
Lithium	< 0.020	mg/L		01/16/25 07:54	1	0.020	01/16/25 12:15	TJJ	EPA 6010B

Pace Analytical Services, LLC
2231 W. Altorfer Drive
Peoria, IL 61615
(800)752-6651

ANALYTICAL RESULTS

Sample: IA02984-03
Name: BA02L
Matrix: Ground Water - Grab

Sampled: 01/20/25 15:35
Received: 01/20/25 17:01

Parameter	Result	Unit	Qualifier	Prepared	Dilution	MRL	Analyzed	Analyst	Method
Anions - PIA									
Chloride	31	mg/L		01/22/25 00:20	5	5.0	01/22/25 00:20	TMS	EPA 300.0 REV 2.1
Sulfate	43	mg/L		01/22/25 00:20	5	5.0	01/22/25 00:20	TMS	EPA 300.0 REV 2.1
Field - PIA									
Depth, From Measuring Point	10.21	Feet		01/20/25 15:35	1		01/20/25 15:35	JPB	Field*
Dissolved oxygen, Field	9.6	mg/L		01/20/25 15:35	1		01/20/25 15:35	JPB	Field*
Oxidation Reduction Potential	306	mV		01/20/25 15:35	1	-500	01/20/25 15:35	JPB	Field*
pH, Field Measured	7.70	pH Units		01/20/25 15:35	1		01/20/25 15:35	JPB	Field*
Specific Conductance, Field Measured	802.0	umhos/cm		01/20/25 15:35	1		01/20/25 15:35	JPB	Field*
Temperature, Field Measured	9.8	°C		01/20/25 15:35	1		01/20/25 15:35	JPB	Field*
Turbidity, Field Measured	>1000	NTU		01/20/25 15:35	1	0.00	01/20/25 15:35	JPB	Field*
General Chemistry - PIA									
Alkalinity - bicarbonate as CaCO3	360	mg/L		01/27/25 09:03	1	10	01/27/25 09:03	CFM	SM 2320 B-2011*
Alkalinity - carbonate as CaCO3	< 10	mg/L		01/27/25 09:03	1	10	01/27/25 09:03	CFM	SM 2320 B-2011*
Fluoride	0.390	mg/L		01/27/25 16:09	1	0.250	01/27/25 16:09	TMS/ KSA	SM 4500-F C-2011
Soluble General Chemistry - PIA									
Solids - total dissolved solids (TDS)	460	mg/L		01/21/25 09:44	1	17	01/22/25 00:00	ENH	SM 2540 C-2011
Total Metals - PIA									
Antimony	< 3.0	ug/L		01/21/25 09:39	5	3.0	01/27/25 14:53	TJJ	EPA 6020A
Arsenic	10	ug/L		01/21/25 09:39	5	1.0	01/27/25 14:53	TJJ	EPA 6020A
Barium	170	ug/L		01/21/25 09:39	5	1.0	01/27/25 14:53	TJJ	EPA 6020A
Beryllium	< 1.0	ug/L		01/21/25 09:39	5	1.0	01/27/25 14:53	TJJ	EPA 6020A
Boron	63	ug/L		01/21/25 09:39	5	10	01/30/25 12:39	TJJ	EPA 6020A
Cadmium	< 1.0	ug/L		01/21/25 09:39	5	1.0	01/27/25 14:53	TJJ	EPA 6020A
Calcium	120	mg/L		01/21/25 09:39	5	0.20	01/27/25 14:53	TJJ	EPA 6020A
Chromium	< 4.0	ug/L		01/21/25 09:39	5	4.0	01/27/25 14:53	TJJ	EPA 6020A
Cobalt	3.1	ug/L		01/21/25 09:39	5	2.0	01/27/25 14:53	TJJ	EPA 6020A
Lead	2.2	ug/L		01/21/25 09:39	5	1.0	01/27/25 14:53	TJJ	EPA 6020A
Magnesium	48	mg/L		01/21/25 09:39	5	0.10	01/27/25 14:53	TJJ	EPA 6020A
Mercury	< 0.20	ug/L		01/21/25 09:39	5	0.20	01/31/25 08:58	TJJ	EPA 6020A
Molybdenum	9.8	ug/L		01/21/25 09:39	5	1.0	01/27/25 14:53	TJJ	EPA 6020A
Potassium	0.57	mg/L		01/21/25 09:39	5	0.10	01/27/25 14:53	TJJ	EPA 6020A

Pace Analytical Services, LLC
2231 W. Altorfer Drive
Peoria, IL 61615
(800)752-6651

ANALYTICAL RESULTS

Sample: IA02984-03
Name: BA02L
Matrix: Ground Water - Grab

Sampled: 01/20/25 15:35
Received: 01/20/25 17:01

Parameter	Result	Unit	Qualifier	Prepared	Dilution	MRL	Analyzed	Analyst	Method
Selenium	< 1.0	ug/L		01/21/25 09:39	5	1.0	01/27/25 14:53	TJJ	EPA 6020A
Sodium	4.6	mg/L		01/21/25 09:39	5	0.10	01/27/25 14:53	TJJ	EPA 6020A
Thallium	< 1.0	ug/L		01/21/25 09:39	5	1.0	01/27/25 14:53	TJJ	EPA 6020A
Lithium	< 0.020	mg/L		01/21/25 09:39	1	0.020	01/22/25 12:34	TJJ	EPA 6010B

Pace Analytical Services, LLC
2231 W. Altorfer Drive
Peoria, IL 61615
(800)752-6651

ANALYTICAL RESULTS

Sample: IA02984-04
Name: BA05
Matrix: Ground Water - Grab

Sampled: 01/20/25 13:50
Received: 01/20/25 17:01

Parameter	Result	Unit	Qualifier	Prepared	Dilution	MRL	Analyzed	Analyst	Method
Anions - PIA									
Chloride	11	mg/L		01/22/25 00:59	5	5.0	01/22/25 00:59	TMS	EPA 300.0 REV 2.1
Fluoride	< 0.250	mg/L		01/22/25 00:40	1	0.250	01/22/25 00:40	TMS	EPA 300.0 REV 2.1
Sulfate	470	mg/L		01/22/25 01:57	100	100	01/22/25 01:57	TMS	EPA 300.0 REV 2.1
Field - PIA									
Depth, From Measuring Point	17.85	Feet		01/20/25 13:50	1		01/20/25 13:50	JPB	Field*
Dissolved oxygen, Field	0.93	mg/L		01/20/25 13:50	1		01/20/25 13:50	JPB	Field*
Oxidation Reduction Potential	181	mV		01/20/25 13:50	1	-500	01/20/25 13:50	JPB	Field*
pH, Field Measured	7.46	pH Units		01/20/25 13:50	1		01/20/25 13:50	JPB	Field*
Specific Conductance, Field Measured	1489	umhos/cm		01/20/25 13:50	1		01/20/25 13:50	JPB	Field*
Temperature, Field Measured	8.3	°C		01/20/25 13:50	1		01/20/25 13:50	JPB	Field*
Turbidity, Field Measured	>1000	NTU		01/20/25 13:50	1	0.00	01/20/25 13:50	JPB	Field*
General Chemistry - PIA									
Alkalinity - bicarbonate as CaCO3	460	mg/L		01/27/25 09:03	1	10	01/27/25 09:03	CFM	SM 2320 B-2011*
Alkalinity - carbonate as CaCO3	< 10	mg/L		01/27/25 09:03	1	10	01/27/25 09:03	CFM	SM 2320 B-2011*
Soluble General Chemistry - PIA									
Solids - total dissolved solids (TDS)	1100	mg/L		01/24/25 10:06	1	26	01/27/25 00:00	CFM	SM 2540 C-2011
Total Metals - PIA									
Antimony	< 3.0	ug/L		01/21/25 09:39	5	3.0	01/27/25 14:57	TJJ	EPA 6020A
Arsenic	4.6	ug/L		01/21/25 09:39	5	1.0	01/27/25 14:57	TJJ	EPA 6020A
Barium	54	ug/L		01/21/25 09:39	5	1.0	01/27/25 14:57	TJJ	EPA 6020A
Beryllium	< 1.0	ug/L		01/21/25 09:39	5	1.0	01/27/25 14:57	TJJ	EPA 6020A
Boron	75	ug/L		01/21/25 09:39	5	10	01/30/25 13:01	TJJ	EPA 6020A
Cadmium	< 1.0	ug/L		01/21/25 09:39	5	1.0	01/27/25 14:57	TJJ	EPA 6020A
Calcium	210	mg/L		01/21/25 09:39	5	0.20	01/27/25 14:57	TJJ	EPA 6020A
Chromium	< 4.0	ug/L		01/21/25 09:39	5	4.0	01/27/25 14:57	TJJ	EPA 6020A
Cobalt	< 2.0	ug/L		01/21/25 09:39	5	2.0	01/27/25 14:57	TJJ	EPA 6020A
Lead	1.7	ug/L		01/21/25 09:39	5	1.0	01/27/25 14:57	TJJ	EPA 6020A
Magnesium	100	mg/L		01/21/25 09:39	5	0.10	01/27/25 14:57	TJJ	EPA 6020A
Mercury	< 0.20	ug/L		01/21/25 09:39	5	0.20	01/27/25 14:57	TJJ	EPA 6020A
Molybdenum	18	ug/L		01/21/25 09:39	5	1.0	01/27/25 14:57	TJJ	EPA 6020A
Potassium	2.4	mg/L		01/21/25 09:39	5	0.10	01/27/25 14:57	TJJ	EPA 6020A

Pace Analytical Services, LLC
2231 W. Altorfer Drive
Peoria, IL 61615
(800)752-6651

ANALYTICAL RESULTS

Sample: IA02984-04
Name: BA05
Matrix: Ground Water - Grab

Sampled: 01/20/25 13:50
Received: 01/20/25 17:01

Parameter	Result	Unit	Qualifier	Prepared	Dilution	MRL	Analyzed	Analyst	Method
Selenium	< 1.0	ug/L		01/21/25 09:39	5	1.0	01/27/25 14:57	TJJ	EPA 6020A
Sodium	45	mg/L		01/21/25 09:39	5	0.10	01/27/25 14:57	TJJ	EPA 6020A
Thallium	< 1.0	ug/L		01/21/25 09:39	5	1.0	01/27/25 14:57	TJJ	EPA 6020A
Lithium	< 0.020	mg/L		01/21/25 09:39	1	0.020	01/22/25 12:36	TJJ	EPA 6010B

Pace Analytical Services, LLC
2231 W. Altorfer Drive
Peoria, IL 61615
(800)752-6651

ANALYTICAL RESULTS

Sample: IA02984-05
Name: BA06
Matrix: Ground Water - Grab

Sampled: 01/20/25 12:25
Received: 01/20/25 17:01

Parameter	Result	Unit	Qualifier	Prepared	Dilution	MRL	Analyzed	Analyst	Method
Anions - PIA									
Chloride	530	mg/L		01/22/25 02:36	100	100	01/22/25 02:36	TMS	EPA 300.0 REV 2.1
Sulfate	350	mg/L		01/22/25 02:36	100	100	01/22/25 02:36	TMS	EPA 300.0 REV 2.1
Field - PIA									
Depth, From Measuring Point	21.8	Feet		01/20/25 12:25	1		01/20/25 12:25	JPB	Field*
Dissolved oxygen, Field	2.8	mg/L		01/20/25 12:25	1		01/20/25 12:25	JPB	Field*
Oxidation Reduction Potential	206	mV		01/20/25 12:25	1	-500	01/20/25 12:25	JPB	Field*
pH, Field Measured	6.81	pH Units		01/20/25 12:25	1		01/20/25 12:25	JPB	Field*
Specific Conductance, Field Measured	2710	umhos/cm		01/20/25 12:25	1		01/20/25 12:25	JPB	Field*
Temperature, Field Measured	6.9	°C		01/20/25 12:25	1		01/20/25 12:25	JPB	Field*
Turbidity, Field Measured	>1000	NTU		01/20/25 12:25	1	0.00	01/20/25 12:25	JPB	Field*
General Chemistry - PIA									
Alkalinity - bicarbonate as CaCO3	320	mg/L		01/27/25 09:03	1	10	01/27/25 09:03	CFM	SM 2320 B-2011*
Alkalinity - carbonate as CaCO3	< 10	mg/L		01/27/25 09:03	1	10	01/27/25 09:03	CFM	SM 2320 B-2011*
Fluoride	0.258	mg/L		01/27/25 16:10	1	0.250	01/27/25 16:10	TMS/ KSA	SM 4500-F C-2011
Soluble General Chemistry - PIA									
Solids - total dissolved solids (TDS)	1600	mg/L		01/24/25 10:06	1	26	01/27/25 00:00	CFM	SM 2540 C-2011
Total Metals - PIA									
Antimony	< 3.0	ug/L		01/21/25 09:39	5	3.0	01/27/25 15:01	TJJ	EPA 6020A
Arsenic	14	ug/L		01/21/25 09:39	5	1.0	01/27/25 15:01	TJJ	EPA 6020A
Barium	160	ug/L		01/21/25 09:39	5	1.0	01/27/25 15:01	TJJ	EPA 6020A
Beryllium	< 1.0	ug/L		01/21/25 09:39	5	1.0	01/27/25 15:01	TJJ	EPA 6020A
Boron	15000	ug/L		01/21/25 09:39	20	40	01/30/25 13:05	TJJ	EPA 6020A
Cadmium	< 1.0	ug/L		01/21/25 09:39	5	1.0	01/27/25 15:01	TJJ	EPA 6020A
Calcium	310	mg/L		01/21/25 09:39	5	0.20	01/27/25 15:01	TJJ	EPA 6020A
Chromium	10	ug/L		01/21/25 09:39	5	4.0	01/27/25 15:01	TJJ	EPA 6020A
Cobalt	11	ug/L		01/21/25 09:39	5	2.0	01/27/25 15:01	TJJ	EPA 6020A
Lead	5.9	ug/L		01/21/25 09:39	5	1.0	01/27/25 15:01	TJJ	EPA 6020A
Magnesium	200	mg/L		01/21/25 09:39	5	0.10	01/27/25 15:01	TJJ	EPA 6020A
Mercury	< 0.20	ug/L		01/21/25 09:39	5	0.20	01/27/25 15:01	TJJ	EPA 6020A
Molybdenum	2.2	ug/L		01/21/25 09:39	5	1.0	01/27/25 15:01	TJJ	EPA 6020A
Potassium	1.6	mg/L		01/21/25 09:39	5	0.10	01/27/25 15:01	TJJ	EPA 6020A

Pace Analytical Services, LLC
2231 W. Altorfer Drive
Peoria, IL 61615
(800)752-6651

ANALYTICAL RESULTS

Sample: IA02984-05
Name: BA06
Matrix: Ground Water - Grab

Sampled: 01/20/25 12:25
Received: 01/20/25 17:01

Parameter	Result	Unit	Qualifier	Prepared	Dilution	MRL	Analyzed	Analyst	Method
Selenium	< 1.0	ug/L		01/21/25 09:39	5	1.0	01/27/25 15:01	TJJ	EPA 6020A
Sodium	18	mg/L		01/21/25 09:39	5	0.10	01/27/25 15:01	TJJ	EPA 6020A
Thallium	< 1.0	ug/L		01/21/25 09:39	5	1.0	01/27/25 15:01	TJJ	EPA 6020A
Lithium	< 0.020	mg/L		01/21/25 09:39	1	0.020	01/22/25 12:38	TJJ	EPA 6010B

Pace Analytical Services, LLC
2231 W. Altorfer Drive
Peoria, IL 61615
(800)752-6651

ANALYTICAL RESULTS

Sample: IA04400-10
Name: BA03
Matrix: Ground Water - Grab

Sampled: 01/29/25 12:59
Received: 01/29/25 17:00

Parameter	Result	Unit	Qualifier	Prepared	Dilution	MRL	Analyzed	Analyst	Method
Anions - PIA									
Chloride	5.9	mg/L		01/30/25 19:10	1	1.0	01/30/25 19:10	JSM	EPA 300.0 REV 2.1
Sulfate	19	mg/L	Q4	01/30/25 19:28	5	5.0	01/30/25 19:28	JSM	EPA 300.0 REV 2.1
Field - PIA									
Depth, From Measuring Point	8.09	Feet		01/29/25 12:59	1		01/29/25 12:59	APP	Field*
Dissolved oxygen, Field	1.5	mg/L		01/29/25 12:59	1		01/29/25 12:59	APP	Field*
Oxidation Reduction Potential	86.0	mV		01/29/25 12:59	1	-500	01/29/25 12:59	APP	Field*
pH, Field Measured	7.50	pH Units		01/29/25 12:59	1		01/29/25 12:59	APP	Field*
Specific Conductance, Field Measured	773.0	umhos/cm		01/29/25 12:59	1		01/29/25 12:59	APP	Field*
Temperature, Field Measured	11.5	°C		01/29/25 12:59	1		01/29/25 12:59	APP	Field*
Turbidity, Field Measured	34.0	NTU		01/29/25 12:59	1	0.00	01/29/25 12:59	APP	Field*
General Chemistry - PIA									
Alkalinity - bicarbonate as CaCO3	440	mg/L		02/04/25 11:06	1	10	02/04/25 11:06	CFM	SM 2320 B-2011*
Alkalinity - carbonate as CaCO3	< 10	mg/L		02/04/25 11:06	1	10	02/04/25 11:06	CFM	SM 2320 B-2011*
Fluoride	< 0.250	mg/L		02/05/25 13:39	1	0.250	02/05/25 13:39	JMD2	SM 4500-F C-2011
Soluble General Chemistry - PIA									
Solids - total dissolved solids (TDS)	420	mg/L	M	01/30/25 09:06	1	26	01/31/25 00:00	CFM	SM 2540 C-2011
Total Metals - PIA									
Antimony	< 3.0	ug/L		02/03/25 09:12	5	3.0	02/06/25 17:21	TJJ	EPA 6020A
Arsenic	< 1.0	ug/L		02/03/25 09:12	5	1.0	02/06/25 17:21	TJJ	EPA 6020A
Barium	120	ug/L		02/03/25 09:12	5	1.0	02/06/25 17:21	TJJ	EPA 6020A
Beryllium	< 1.0	ug/L		02/03/25 09:12	5	1.0	02/06/25 17:21	TJJ	EPA 6020A
Boron	20	ug/L		02/03/25 09:12	5	10	02/07/25 12:47	TJJ	EPA 6020A
Cadmium	< 1.0	ug/L		02/03/25 09:12	5	1.0	02/06/25 17:21	TJJ	EPA 6020A
Calcium	100	mg/L		02/03/25 09:12	5	0.20	02/06/25 17:21	TJJ	EPA 6020A
Chromium	< 4.0	ug/L		02/03/25 09:12	5	4.0	02/06/25 17:21	TJJ	EPA 6020A
Cobalt	< 2.0	ug/L		02/03/25 09:12	5	2.0	02/06/25 17:21	TJJ	EPA 6020A
Lead	< 1.0	ug/L		02/03/25 09:12	5	1.0	02/06/25 17:21	TJJ	EPA 6020A
Magnesium	54	mg/L		02/03/25 09:12	5	0.10	02/06/25 17:21	TJJ	EPA 6020A
Mercury	< 0.20	ug/L		02/03/25 09:12	5	0.20	02/06/25 17:21	TJJ	EPA 6020A
Molybdenum	1.4	ug/L		02/03/25 09:12	5	1.0	02/06/25 17:21	TJJ	EPA 6020A
Potassium	0.66	mg/L		02/03/25 09:12	5	0.10	02/06/25 17:21	TJJ	EPA 6020A

Pace Analytical Services, LLC
2231 W. Altorfer Drive
Peoria, IL 61615
(800)752-6651

ANALYTICAL RESULTS

Sample: IA04400-10
Name: BA03
Matrix: Ground Water - Grab

Sampled: 01/29/25 12:59
Received: 01/29/25 17:00

Parameter	Result	Unit	Qualifier	Prepared	Dilution	MRL	Analyzed	Analyst	Method
Selenium	1.2	ug/L		02/03/25 09:12	5	1.0	02/06/25 17:21	TJJ	EPA 6020A
Sodium	7.8	mg/L		02/03/25 09:12	5	0.10	02/06/25 17:21	TJJ	EPA 6020A
Thallium	< 1.0	ug/L		02/03/25 09:12	5	1.0	02/06/25 17:21	TJJ	EPA 6020A
Lithium	< 0.020	mg/L		02/03/25 09:12	1	0.020	02/04/25 11:14	TJJ	EPA 6010B

Pace Analytical Services, LLC
2231 W. Altorfer Drive
Peoria, IL 61615
(800)752-6651

ANALYTICAL RESULTS

Sample: IA04400-11
Name: BA03L
Matrix: Ground Water - Grab

Sampled: 01/29/25 13:41
Received: 01/29/25 17:00

Parameter	Result	Unit	Qualifier	Prepared	Dilution	MRL	Analyzed	Analyst	Method
Anions - PIA									
Chloride	19	mg/L		01/30/25 21:17	5	5.0	01/30/25 21:17	JSM	EPA 300.0 REV 2.1
Sulfate	360	mg/L		01/30/25 21:35	50	50	01/30/25 21:35	JSM	EPA 300.0 REV 2.1
Field - PIA									
Depth, From Measuring Point	7.79	Feet		01/29/25 13:41	1		01/29/25 13:41	APP	Field*
Dissolved oxygen, Field	3.7	mg/L		01/29/25 13:41	1		01/29/25 13:41	APP	Field*
Oxidation Reduction Potential	81.0	mV		01/29/25 13:41	1	-500	01/29/25 13:41	APP	Field*
pH, Field Measured	7.49	pH Units		01/29/25 13:41	1		01/29/25 13:41	APP	Field*
Specific Conductance, Field Measured	1375	umhos/cm		01/29/25 13:41	1		01/29/25 13:41	APP	Field*
Temperature, Field Measured	11.6	°C		01/29/25 13:41	1		01/29/25 13:41	APP	Field*
Turbidity, Field Measured	35.9	NTU		01/29/25 13:41	1	0.00	01/29/25 13:41	APP	Field*
General Chemistry - PIA									
Alkalinity - bicarbonate as CaCO3	450	mg/L		02/04/25 11:06	1	10	02/04/25 11:06	CFM	SM 2320 B-2011*
Alkalinity - carbonate as CaCO3	< 10	mg/L		02/04/25 11:06	1	10	02/04/25 11:06	CFM	SM 2320 B-2011*
Fluoride	< 0.250	mg/L		02/05/25 13:54	1	0.250	02/05/25 13:54	JMD2	SM 4500-F C-2011
Soluble General Chemistry - PIA									
Solids - total dissolved solids (TDS)	1000	mg/L		01/30/25 09:06	1	26	01/31/25 00:00	CFM	SM 2540 C-2011
Total Metals - PIA									
Antimony	< 3.0	ug/L		02/03/25 09:12	5	3.0	02/06/25 17:25	TJJ	EPA 6020A
Arsenic	< 1.0	ug/L		02/03/25 09:12	5	1.0	02/06/25 17:25	TJJ	EPA 6020A
Barium	110	ug/L		02/03/25 09:12	5	1.0	02/06/25 17:25	TJJ	EPA 6020A
Beryllium	< 1.0	ug/L		02/03/25 09:12	5	1.0	02/06/25 17:25	TJJ	EPA 6020A
Boron	540	ug/L		02/03/25 09:12	5	10	02/07/25 12:50	TJJ	EPA 6020A
Cadmium	< 1.0	ug/L		02/03/25 09:12	5	1.0	02/06/25 17:25	TJJ	EPA 6020A
Calcium	180	mg/L		02/03/25 09:12	5	0.20	02/06/25 17:25	TJJ	EPA 6020A
Chromium	< 4.0	ug/L		02/03/25 09:12	5	4.0	02/06/25 17:25	TJJ	EPA 6020A
Cobalt	< 2.0	ug/L		02/03/25 09:12	5	2.0	02/06/25 17:25	TJJ	EPA 6020A
Lead	< 1.0	ug/L		02/03/25 09:12	5	1.0	02/06/25 17:25	TJJ	EPA 6020A
Magnesium	100	mg/L		02/03/25 09:12	5	0.10	02/06/25 17:25	TJJ	EPA 6020A
Mercury	< 0.20	ug/L		02/03/25 09:12	5	0.20	02/06/25 17:25	TJJ	EPA 6020A
Molybdenum	1.3	ug/L		02/03/25 09:12	5	1.0	02/06/25 17:25	TJJ	EPA 6020A
Potassium	0.31	mg/L		02/03/25 09:12	5	0.10	02/06/25 17:25	TJJ	EPA 6020A

Pace Analytical Services, LLC
2231 W. Altorfer Drive
Peoria, IL 61615
(800)752-6651

ANALYTICAL RESULTS

Sample: IA04400-11
Name: BA03L
Matrix: Ground Water - Grab

Sampled: 01/29/25 13:41
Received: 01/29/25 17:00

Parameter	Result	Unit	Qualifier	Prepared	Dilution	MRL	Analyzed	Analyst	Method
Selenium	< 1.0	ug/L		02/03/25 09:12	5	1.0	02/06/25 17:25	TJJ	EPA 6020A
Sodium	31	mg/L		02/03/25 09:12	5	0.10	02/06/25 17:25	TJJ	EPA 6020A
Thallium	< 1.0	ug/L		02/03/25 09:12	5	1.0	02/06/25 17:25	TJJ	EPA 6020A
Lithium	< 0.020	mg/L		02/03/25 09:12	1	0.020	02/04/25 11:17	TJJ	EPA 6010B

Pace Analytical Services, LLC
2231 W. Altorfer Drive
Peoria, IL 61615
(800)752-6651

ANALYTICAL RESULTS

Sample: IA04400-12
Name: BA04
Matrix: Ground Water - Grab

Sampled: 01/29/25 15:00
Received: 01/29/25 17:00

Parameter	Result	Unit	Qualifier	Prepared	Dilution	MRL	Analyzed	Analyst	Method
Anions - PIA									
Chloride	43	mg/L		01/30/25 22:11	25	25	01/30/25 22:11	JSM	EPA 300.0 REV 2.1
Sulfate	180	mg/L		01/30/25 22:11	25	25	01/30/25 22:11	JSM	EPA 300.0 REV 2.1
Field - PIA									
Depth, From Measuring Point	7.55	Feet		01/29/25 15:00	1		01/29/25 15:00	APP	Field*
Dissolved oxygen, Field	1.8	mg/L		01/29/25 15:00	1		01/29/25 15:00	APP	Field*
Oxidation Reduction Potential	20.0	mV		01/29/25 15:00	1	-500	01/29/25 15:00	APP	Field*
pH, Field Measured	7.59	pH Units		01/29/25 15:00	1		01/29/25 15:00	APP	Field*
Specific Conductance, Field Measured	1042	umhos/cm		01/29/25 15:00	1		01/29/25 15:00	APP	Field*
Temperature, Field Measured	12.6	°C		01/29/25 15:00	1		01/29/25 15:00	APP	Field*
Turbidity, Field Measured	31.5	NTU		01/29/25 15:00	1	0.00	01/29/25 15:00	APP	Field*
General Chemistry - PIA									
Alkalinity - bicarbonate as CaCO3	420	mg/L		02/04/25 11:06	1	10	02/04/25 11:06	CFM	SM 2320 B-2011*
Alkalinity - carbonate as CaCO3	< 10	mg/L		02/04/25 11:06	1	10	02/04/25 11:06	CFM	SM 2320 B-2011*
Fluoride	0.263	mg/L		02/05/25 13:56	1	0.250	02/05/25 13:56	JMD2	SM 4500-F C-2011
Soluble General Chemistry - PIA									
Solids - total dissolved solids (TDS)	680	mg/L		01/30/25 09:06	1	26	01/31/25 00:00	CFM	SM 2540 C-2011
Total Metals - PIA									
Antimony	< 3.0	ug/L		02/03/25 09:12	5	3.0	02/06/25 17:28	TJJ	EPA 6020A
Arsenic	< 1.0	ug/L		02/03/25 09:12	5	1.0	02/06/25 17:28	TJJ	EPA 6020A
Barium	110	ug/L		02/03/25 09:12	5	1.0	02/06/25 17:28	TJJ	EPA 6020A
Beryllium	< 1.0	ug/L		02/03/25 09:12	5	1.0	02/06/25 17:28	TJJ	EPA 6020A
Boron	370	ug/L		02/03/25 09:12	5	10	02/07/25 12:54	TJJ	EPA 6020A
Cadmium	< 1.0	ug/L		02/03/25 09:12	5	1.0	02/06/25 17:28	TJJ	EPA 6020A
Calcium	140	mg/L		02/03/25 09:12	5	0.20	02/06/25 17:28	TJJ	EPA 6020A
Chromium	< 4.0	ug/L		02/03/25 09:12	5	4.0	02/06/25 17:28	TJJ	EPA 6020A
Cobalt	< 2.0	ug/L		02/03/25 09:12	5	2.0	02/06/25 17:28	TJJ	EPA 6020A
Lead	< 1.0	ug/L		02/03/25 09:12	5	1.0	02/06/25 17:28	TJJ	EPA 6020A
Magnesium	74	mg/L		02/03/25 09:12	5	0.10	02/06/25 17:28	TJJ	EPA 6020A
Mercury	< 0.20	ug/L		02/03/25 09:12	5	0.20	02/06/25 17:28	TJJ	EPA 6020A
Molybdenum	2.0	ug/L		02/03/25 09:12	5	1.0	02/06/25 17:28	TJJ	EPA 6020A
Potassium	0.98	mg/L		02/03/25 09:12	5	0.10	02/06/25 17:28	TJJ	EPA 6020A

Pace Analytical Services, LLC
2231 W. Altorfer Drive
Peoria, IL 61615
(800)752-6651

ANALYTICAL RESULTS

Sample: IA04400-12
Name: BA04
Matrix: Ground Water - Grab

Sampled: 01/29/25 15:00
Received: 01/29/25 17:00

Parameter	Result	Unit	Qualifier	Prepared	Dilution	MRL	Analyzed	Analyst	Method
Selenium	< 1.0	ug/L		02/03/25 09:12	5	1.0	02/06/25 17:28	TJJ	EPA 6020A
Sodium	13	mg/L		02/03/25 09:12	5	0.10	02/06/25 17:28	TJJ	EPA 6020A
Thallium	< 1.0	ug/L		02/03/25 09:12	5	1.0	02/06/25 17:28	TJJ	EPA 6020A
Lithium	< 0.020	mg/L		02/03/25 09:12	1	0.020	02/04/25 11:20	TJJ	EPA 6010B

Pace Analytical Services, LLC
2231 W. Altorfer Drive
Peoria, IL 61615
(800)752-6651

QC SAMPLE RESULTS

Parameter	Result	Unit	Qual	Spike Level	Source Result	%REC	%REC Limits	RPD	RPD Limit
Batch B522792 - SW 3015 - EPA 6010B									
Blank (B522792-BLK1)				Prepared & Analyzed: 01/16/25					
Lithium	< 0.020	mg/L							
LCS (B522792-BS1)				Prepared & Analyzed: 01/16/25					
Lithium	0.577	mg/L		0.5556		104	80-120		
Batch B522792 - SW 3015 - EPA 6020A									
Blank (B522792-BLK1)				Prepared: 01/16/25 Analyzed: 01/21/25					
Antimony	< 3.0	ug/L							
Arsenic	< 1.0	ug/L							
Barium	< 1.0	ug/L							
Beryllium	< 1.0	ug/L							
Boron	< 10	ug/L							
Cadmium	< 1.0	ug/L							
Calcium	< 0.20	mg/L							
Chromium	< 4.0	ug/L							
Cobalt	< 2.0	ug/L							
Lead	< 1.0	ug/L							
Magnesium	< 0.10	mg/L							
Mercury	< 0.20	ug/L							
Molybdenum	< 1.0	ug/L							
Potassium	< 0.10	mg/L							
Selenium	< 1.0	ug/L							
Sodium	< 0.10	mg/L							
Thallium	< 1.0	ug/L							
LCS (B522792-BS1)				Prepared: 01/16/25 Analyzed: 01/21/25					
Antimony	532	ug/L		555.6		96	80-120		
Arsenic	533	ug/L		555.6		96	80-120		
Barium	528	ug/L		555.6		95	80-120		
Beryllium	565	ug/L		555.6		102	80-120		
Boron	553	ug/L		555.6		99	80-120		
Cadmium	539	ug/L		555.6		97	80-120		
Calcium	5.71	mg/L		5.556		103	80-120		
Chromium	556	ug/L		555.6		100	80-120		
Cobalt	556	ug/L		555.6		100	80-120		
Lead	552	ug/L		555.6		99	80-120		
Magnesium	6.00	mg/L		5.556		108	80-120		
Mercury	56.2	ug/L		55.56		101	80-120		
Molybdenum	532	ug/L		555.6		96	80-120		
Potassium	5.61	mg/L		5.556		101	80-120		
Selenium	529	ug/L		555.6		95	80-120		
Sodium	5.65	mg/L		5.556		102	80-120		
Thallium	545	ug/L		555.6		98	80-120		
Batch B522928 - No Prep - SM 2540 C-2011									
Blank (B522928-BLK1)				Prepared: 01/17/25 Analyzed: 01/20/25					

Pace Analytical Services, LLC
2231 W. Altorfer Drive
Peoria, IL 61615
(800)752-6651

QC SAMPLE RESULTS

Parameter	Result	Unit	Qual	Spike Level	Source Result	%REC	%REC Limits	RPD	RPD Limit
Blank (B522928-BLK1)				Prepared: 01/17/25 Analyzed: 01/20/25					
Solids - total dissolved solids (TDS)	< 17	mg/L							
LCS (B522928-BS1)				Prepared: 01/17/25 Analyzed: 01/20/25					
Solids - total dissolved solids (TDS)	897	mg/L		1000		90	84.4-107		
Batch B522943 - IC No Prep - EPA 300.0 REV 2.1									
Blank (B522943-BLK1)				Prepared & Analyzed: 01/16/25					
Fluoride	< 0.250	mg/L							
Chloride	< 1.0	mg/L							
Sulfate	< 1.0	mg/L							
Calibration Blank (B522943-CCB1)				Prepared & Analyzed: 01/16/25					
Fluoride	0.00	mg/L							
Chloride	0.957	mg/L							
Sulfate	0.00	mg/L							
Calibration Check (B522943-CCV1)				Prepared & Analyzed: 01/16/25					
Fluoride	4.82	mg/L		5.000		96	90-110		
Sulfate	4.90	mg/L		5.000		98	90-110		
Chloride	4.67	mg/L		5.000		93	90-110		
Matrix Spike (B522943-MS1)	**Sample: IA02353-01**			Prepared & Analyzed: 01/16/25					
Fluoride	1.55	mg/L		1.500	0.232	88	80-120		
Chloride	1.0E9	mg/L	Q4	1.500	21	NR	80-120		
Sulfate	1.00E9	mg/L	Q4	1.500	140	NR	80-120		
Matrix Spike Dup (B522943-MSD1)	**Sample: IA02353-01**			Prepared & Analyzed: 01/16/25					
Sulfate	1.00E9	mg/L	Q4	1.500	140	NR	80-120	0	20
Fluoride	1.54	mg/L		1.500	0.232	87	80-120	1	20
Chloride	1.0E9	mg/L	Q4	1.500	21	NR	80-120	0	20
Batch B523142 - No Prep - SM 2540 C-2011									
Blank (B523142-BLK1)				Prepared: 01/21/25 Analyzed: 01/22/25					
Solids - total dissolved solids (TDS)	< 17	mg/L							
LCS (B523142-BS1)				Prepared: 01/21/25 Analyzed: 01/22/25					
Solids - total dissolved solids (TDS)	977	mg/L		1000		98	84.4-107		
Duplicate (B523142-DUP1)	**Sample: IA02353-01**			Prepared: 01/21/25 Analyzed: 01/22/25					
Solids - total dissolved solids (TDS)	630	mg/L			640			2	5
Batch B523153 - SW 3015 - EPA 6010B									
Blank (B523153-BLK1)				Prepared: 01/21/25 Analyzed: 01/22/25					
Lithium	< 0.020	mg/L							
LCS (B523153-BS1)				Prepared: 01/21/25 Analyzed: 01/22/25					
Lithium	0.566	mg/L		0.5556		102	80-120		
Matrix Spike (B523153-MS1)	**Sample: IA02984-01**			Prepared: 01/21/25 Analyzed: 01/22/25					
Lithium	0.569	mg/L		0.5556	ND	102	75-125		
Matrix Spike Dup (B523153-MSD1)	**Sample: IA02984-01**			Prepared: 01/21/25 Analyzed: 01/22/25					
Lithium	0.559	mg/L		0.5556	ND	101	75-125	2	20
Batch B523153 - SW 3015 - EPA 6020A									
Blank (B523153-BLK1)				Prepared & Analyzed: 01/21/25					
Antimony	< 3.0	ug/L							

Pace Analytical Services, LLC
2231 W. Altorfer Drive
Peoria, IL 61615
(800)752-6651

QC SAMPLE RESULTS

Parameter	Result	Unit	Qual	Spike Level	Source Result	%REC	%REC Limits	RPD	RPD Limit
Blank (B523153-BLK1)				Prepared & Analyzed: 01/21/25					
Arsenic	< 1.0	ug/L							
Barium	< 1.0	ug/L							
Beryllium	< 1.0	ug/L							
Boron	< 10	ug/L							
Cadmium	< 1.0	ug/L							
Calcium	< 0.20	mg/L							
Chromium	< 4.0	ug/L							
Cobalt	< 2.0	ug/L							
Lead	< 1.0	ug/L							
Magnesium	< 0.10	mg/L							
Mercury	< 0.20	ug/L							
Molybdenum	< 1.0	ug/L							
Potassium	< 0.10	mg/L							
Selenium	< 1.0	ug/L							
Sodium	< 0.10	mg/L							
Thallium	< 1.0	ug/L							
LCS (B523153-BS1)				Prepared & Analyzed: 01/21/25					
Antimony	528	ug/L		555.6		95	80-120		
Arsenic	529	ug/L		555.6		95	80-120		
Barium	519	ug/L		555.6		93	80-120		
Beryllium	585	ug/L		555.6		105	80-120		
Boron	591	ug/L		555.6		106	80-120		
Cadmium	540	ug/L		555.6		97	80-120		
Calcium	5.54	mg/L		5.556		100	80-120		
Chromium	555	ug/L		555.6		100	80-120		
Cobalt	558	ug/L		555.6		100	80-120		
Lead	561	ug/L		555.6		101	80-120		
Magnesium	6.02	mg/L		5.556		108	80-120		
Mercury	56.5	ug/L		55.56		102	80-120		
Molybdenum	538	ug/L		555.6		97	80-120		
Potassium	5.66	mg/L		5.556		102	80-120		
Selenium	528	ug/L		555.6		95	80-120		
Sodium	5.70	mg/L		5.556		103	80-120		
Thallium	551	ug/L		555.6		99	80-120		
Matrix Spike (B523153-MS1)	**Sample: IA02984-01**			Prepared: 01/21/25 Analyzed: 01/27/25					
Antimony	507	ug/L		555.6	ND	91	75-125		
Arsenic	524	ug/L		555.6	5.46	93	75-125		
Barium	738	ug/L		555.6	208	95	75-125		
Beryllium	543	ug/L		555.6	ND	98	75-125		
Boron	578	ug/L		555.6	12.6	102	75-125		
Cadmium	527	ug/L		555.6	ND	95	75-125		
Calcium	199	mg/L	Q4	5.556	199	8	75-125		
Chromium	540	ug/L		555.6	ND	97	75-125		
Cobalt	519	ug/L		555.6	1.07	93	75-125		
Lead	527	ug/L		555.6	0.294	95	75-125		
Magnesium	107	mg/L	Q4	5.556	106	30	75-125		
Mercury	58.5	ug/L		55.56	ND	105	75-125		

Pace Analytical Services, LLC
2231 W. Altorfer Drive
Peoria, IL 61615
(800)752-6651

QC SAMPLE RESULTS

Parameter	Result	Unit	Qual	Spike Level	Source Result	%REC	%REC Limits	RPD	RPD Limit
Matrix Spike (B523153-MS1)	**Sample: IA02984-01**			Prepared: 01/21/25 Analyzed: 01/27/25					
Molybdenum	523	ug/L		555.6	1.25	94	75-125		
Potassium	6.77	mg/L		5.556	0.891	106	75-125		
Selenium	525	ug/L		555.6	ND	94	75-125		
Sodium	31.8	mg/L		5.556	27.3	80	75-125		
Thallium	524	ug/L		555.6	ND	94	75-125		
Matrix Spike Dup (B523153-MSD1)	**Sample: IA02984-01**			Prepared: 01/21/25 Analyzed: 01/27/25					
Antimony	503	ug/L		555.6	ND	91	75-125	0.8	20
Arsenic	520	ug/L		555.6	5.46	93	75-125	0.8	20
Barium	740	ug/L		555.6	208	96	75-125	0.3	20
Beryllium	559	ug/L		555.6	ND	101	75-125	3	20
Boron	584	ug/L		555.6	12.6	103	75-125	1	20
Cadmium	527	ug/L		555.6	ND	95	75-125	0.05	20
Calcium	199	mg/L	Q4	5.556	199	10	75-125	0.06	20
Chromium	543	ug/L		555.6	ND	98	75-125	0.5	20
Cobalt	516	ug/L		555.6	1.07	93	75-125	0.7	20
Lead	535	ug/L		555.6	0.294	96	75-125	1	20
Magnesium	108	mg/L	Q4	5.556	106	37	75-125	0.4	20
Mercury	59.6	ug/L		55.56	ND	107	75-125	2	20
Molybdenum	524	ug/L		555.6	1.25	94	75-125	0.08	20
Potassium	6.75	mg/L		5.556	0.891	105	75-125	0.2	20
Selenium	527	ug/L		555.6	ND	95	75-125	0.6	20
Sodium	32.2	mg/L		5.556	27.3	88	75-125	1	20
Thallium	534	ug/L		555.6	ND	96	75-125	2	20
Batch B523262 - IC No Prep - EPA 300.0 REV 2.1									
Blank (B523262-BLK1)				Prepared & Analyzed: 01/21/25					
Chloride	< 1.0	mg/L							
Sulfate	< 1.0	mg/L							
Fluoride	< 0.250	mg/L							
Calibration Blank (B523262-CCB1)				Prepared & Analyzed: 01/21/25					
Fluoride	0.00	mg/L							
Sulfate	0.00	mg/L							
Chloride	0.856	mg/L							
Calibration Check (B523262-CCV1)				Prepared & Analyzed: 01/21/25					
Sulfate	4.76	mg/L		5.000		95	90-110		
Chloride	4.71	mg/L		5.000		94	90-110		
Fluoride	4.82	mg/L		5.000		96	90-110		
Matrix Spike (B523262-MS4)	**Sample: IA02984-01**			Prepared & Analyzed: 01/21/25					
Sulfate	1.00E9	mg/L	Q4	1.500	113	NR	80-120		
Chloride	< 1.0	mg/L	Q1	1.500	61	NR	80-120		
Fluoride	1.50	mg/L		1.500	0.235	85	80-120		
Matrix Spike Dup (B523262-MSD4)	**Sample: IA02984-01**			Prepared & Analyzed: 01/21/25					
Sulfate	1.00E9	mg/L	Q4	1.500	113	NR	80-120	0	20
Fluoride	1.51	mg/L		1.500	0.235	85	80-120	0.8	20
Chloride	< 1.0	mg/L	Q2	1.500	61	NR	80-120		20
Batch B523440 - No Prep - SM 2540 C-2011									

Pace Analytical Services, LLC
2231 W. Altorfer Drive
Peoria, IL 61615
(800)752-6651

QC SAMPLE RESULTS

Parameter	Result	Unit	Qual	Spike Level	Source Result	%REC	%REC Limits	RPD	RPD Limit
Blank (B523440-BLK1)				Prepared: 01/24/25 Analyzed: 01/27/25					
Solids - total dissolved solids (TDS)	< 17	mg/L							
LCS (B523440-BS1)				Prepared: 01/24/25 Analyzed: 01/27/25					
Solids - total dissolved solids (TDS)	973	mg/L		1000		97	84.4-107		
Duplicate (B523440-DUP1)	**Sample: IA02984-01**			Prepared: 01/24/25 Analyzed: 01/27/25					
Solids - total dissolved solids (TDS)	925	mg/L			930			0.5	5
Batch B523575 - No Prep - SM 2320 B-2011									
Duplicate (B523575-DUP1)	**Sample: IA02353-01**			Prepared & Analyzed: 01/27/25					
Alkalinity - carbonate as CaCO3	< 10	mg/L			ND				10
Alkalinity - bicarbonate as CaCO3	388	mg/L			388			0	10
Batch B523579 - No Prep - SM 4500-F C-2011									
Calibration Blank (B523579-CCB1)				Prepared & Analyzed: 01/27/25					
Fluoride	0.0480	mg/L							
Calibration Blank (B523579-CCB2)				Prepared & Analyzed: 01/27/25					
Fluoride	0.0350	mg/L							
Calibration Check (B523579-CCV1)				Prepared & Analyzed: 01/27/25					
Fluoride	0.640	mg/L		0.7000		91	90-110		
Calibration Check (B523579-CCV2)				Prepared & Analyzed: 01/27/25					
Fluoride	0.649	mg/L		0.7000		93	90-110		
Batch B523837 - No Prep - SM 2540 C-2011									
Blank (B523837-BLK1)				Prepared: 01/30/25 Analyzed: 01/31/25					
Solids - total dissolved solids (TDS)	< 17	mg/L							
LCS (B523837-BS1)				Prepared: 01/30/25 Analyzed: 01/31/25					
Solids - total dissolved solids (TDS)	943	mg/L		1000		94	84.4-107		
Duplicate (B523837-DUP1)	**Sample: IA04400-01**			Prepared: 01/30/25 Analyzed: 01/31/25					
Solids - total dissolved solids (TDS)	535	mg/L			555			4	5
Duplicate (B523837-DUP2)	**Sample: IA04400-10**			Prepared: 01/30/25 Analyzed: 01/31/25					
Solids - total dissolved solids (TDS)	470	mg/L	M		415			12	5
Batch B523973 - IC No Prep - EPA 300.0 REV 2.1									
Blank (B523973-BLK1)				Prepared & Analyzed: 01/30/25					
Sulfate	< 1.0	mg/L							
Chloride	< 1.0	mg/L							
Blank (B523973-BLK2)				Prepared & Analyzed: 01/30/25					
Chloride	< 1.0	mg/L							
Sulfate	< 1.0	mg/L							
Blank (B523973-BLK3)				Prepared & Analyzed: 01/30/25					
Chloride	< 1.0	mg/L							
Sulfate	< 1.0	mg/L							
Calibration Blank (B523973-CCB1)				Prepared & Analyzed: 01/30/25					
Chloride	0.0637	mg/L							
Sulfate	0.00	mg/L							
Calibration Check (B523973-CCV1)				Prepared & Analyzed: 01/30/25					
Sulfate	5.28	mg/L		5.000		106	90-110		
Chloride	5.04	mg/L		5.000		101	90-110		

Pace Analytical Services, LLC
2231 W. Altorfer Drive
Peoria, IL 61615
(800)752-6651

QC SAMPLE RESULTS

Parameter	Result	Unit	Qual	Spike Level	Source Result	%REC	%REC Limits	RPD	RPD Limit
MRL Check (B523973-MRL1)				Prepared & Analyzed: 01/30/25					
Sulfate	0.251	mg/L		0.2500		100	0-200		
Chloride	< 1.0	mg/L		0.2500			0-200		
MRL Check (B523973-MRL2)				Prepared & Analyzed: 01/30/25					
Sulfate	0.250	mg/L		0.2500		100	0-200		
Chloride	< 1.0	mg/L		0.2500			0-200		
Matrix Spike (B523973-MS1)	**Sample: IA04400-10**			Prepared & Analyzed: 01/30/25					
Sulfate	1.00E9	mg/L	Q4	1.500	19.1	NR	80-120		
Chloride	7.2	mg/L		1.500	5.9	91	80-120		
Matrix Spike Dup (B523973-MSD1)	**Sample: IA04400-10**			Prepared & Analyzed: 01/30/25					
Sulfate	1.00E9	mg/L	Q4	1.500	19.1	NR	80-120	0	20
Chloride	7.3	mg/L		1.500	5.9	93	80-120	0.4	20
Batch B524060 - SW 3015 - EPA 6010B									
Blank (B524060-BLK1)				Prepared: 02/03/25 Analyzed: 02/04/25					
Lithium	< 0.020	mg/L							
LCS (B524060-BS1)				Prepared: 02/03/25 Analyzed: 02/04/25					
Lithium	0.600	mg/L		0.5556		108	80-120		
Batch B524060 - SW 3015 - EPA 6020A									
Blank (B524060-BLK1)				Prepared: 02/03/25 Analyzed: 02/06/25					
Antimony	< 3.0	ug/L							
Arsenic	< 1.0	ug/L							
Barium	< 1.0	ug/L							
Beryllium	< 1.0	ug/L							
Boron	< 10	ug/L							
Cadmium	< 1.0	ug/L							
Calcium	< 0.20	mg/L							
Chromium	< 4.0	ug/L							
Cobalt	< 2.0	ug/L							
Lead	< 1.0	ug/L							
Magnesium	< 0.10	mg/L							
Mercury	< 0.20	ug/L							
Molybdenum	< 1.0	ug/L							
Potassium	< 0.10	mg/L							
Selenium	< 1.0	ug/L							
Sodium	< 0.10	mg/L							
Thallium	< 1.0	ug/L							
LCS (B524060-BS1)				Prepared: 02/03/25 Analyzed: 02/06/25					
Antimony	516	ug/L		555.6		93	80-120		
Arsenic	533	ug/L		555.6		96	80-120		
Barium	552	ug/L		555.6		99	80-120		
Beryllium	613	ug/L		555.6		110	80-120		
Boron	566	ug/L		555.6		102	80-120		
Cadmium	558	ug/L		555.6		100	80-120		
Calcium	5.78	mg/L		5.556		104	80-120		
Chromium	576	ug/L		555.6		104	80-120		
Cobalt	584	ug/L		555.6		105	80-120		

Pace Analytical Services, LLC
2231 W. Altorfer Drive
Peoria, IL 61615
(800)752-6651

QC SAMPLE RESULTS

Parameter	Result	Unit	Qual	Spike Level	Source Result	%REC	%REC Limits	RPD	RPD Limit
LCS (B524060-BS1)				Prepared: 02/03/25 Analyzed: 02/06/25					
Lead	575	ug/L		555.6		104	80-120		
Magnesium	6.49	mg/L		5.556		117	80-120		
Mercury	52.0	ug/L		55.56		94	80-120		
Molybdenum	572	ug/L		555.6		103	80-120		
Potassium	6.01	mg/L		5.556		108	80-120		
Selenium	543	ug/L		555.6		98	80-120		
Sodium	6.38	mg/L		5.556		115	80-120		
Thallium	568	ug/L		555.6		102	80-120		
Batch B524192 - No Prep - SM 2320 B-2011									
Duplicate (B524192-DUP1)	**Sample: IA04400-10**			Prepared & Analyzed: 02/04/25					
Alkalinity - carbonate as CaCO3	< 10	mg/L			ND				10
Alkalinity - bicarbonate as CaCO3	438	mg/L			438			0	10
Batch B524317 - No Prep - SM 4500-F C-2011									
Calibration Blank (B524317-CCB1)				Prepared & Analyzed: 02/05/25					
Fluoride	0.0330	mg/L							
Calibration Check (B524317-CCV1)				Prepared & Analyzed: 02/05/25					
Fluoride	0.662	mg/L		0.7000		95	90-110		
Matrix Spike (B524317-MS7)	**Sample: IA04400-11**			Prepared & Analyzed: 02/05/25					
Fluoride	1.22	mg/L		1.000	ND	122	80-120		
Matrix Spike Dup (B524317-MSD7)	**Sample: IA04400-11**			Prepared & Analyzed: 02/05/25					
Fluoride	1.22	mg/L		1.000	ND	122	80-120	0.4	20

Pace Analytical Services, LLC
2231 W. Altorfer Drive
Peoria, IL 61615
(800)752-6651

NOTES

Specifications regarding method revisions and method modifications used for analysis are available upon request. Please contact your project manager.

* Not a TNI accredited analyte

Certifications

CHI - McHenry, IL - 4314-A W. Crystal Lake Road, McHenry, IL 60050
TNI Accreditation for Drinking Water and Wastewater Fields of Testing through IL EPA Accreditation No. 100279
Illinois Department of Public Health Bacterial Analysis in Drinking Water Approved Laboratory Registry No. 17556

PIA - Peoria, IL - 2231 W. Altorfer Drive, Peoria, IL 61615
TNI Accreditation for Drinking Water, Wastewater, Solid and Hazardous Material Fields of Testing through IL EPA Accreditation No. 100230
Illinois Department of Public Health Bacterial Analysis in Drinking Water Approved Laboratory Registry No. 17553
Drinking Water Certifications/Accreditations: Iowa (240); Kansas (E-10338); Missouri (870)
Wastewater Certifications/Accreditations: Arkansas (88-0677); Iowa (240); Kansas (E-10338)
Solid and Hazardous Material Certifications/Accreditations: Arkansas (88-0677); Iowa (240); Kansas (E-10338)

SPMO - Springfield, MO - 1805 W Sunset Street, Springfield, MO 65807
USEPA DMR-QA Program

STL - Hazelwood, MO - 944 Anglum Rd, Hazelwood, MO 63042
TNI Accreditation for Wastewater, Solid and Hazardous Material Fields of Testing through KS KDHE Certification No. E-10389
TNI Accreditation for Wastewater, Solid and Hazardous Material Fields of Testing through IL EPA Accreditation No. - 200080
Illinois Department of Public Health Bacterial Analysis in Drinking Water Approved Laboratory, Registry No. 171050
Missouri Department of Natural Resources - Certificate of Approval for Microbiological Laboratory Service - No. 1050

Qualifiers

M	Analyte failed to meet the required acceptance criteria for duplicate analysis.
Q1	Matrix Spike failed % recovery acceptance limits. The associated blank spike recovery was acceptable.
Q2	Matrix Spike Duplicate failed % recovery acceptance limits. The associated blank spike recovery was acceptable.
Q4	The matrix spike recovery result is unusable since the analyte concentration in the sample is greater than four times the spike level. The associated blank spike was acceptable.

Certified by: Diane Billings, Project Manager

1A01454

CHAIN-OF-CUSTODY / Analytical Request Document

The Chain-of-Custody is a LEGAL DOCUMENT. All relevant fields must be completed accurately.

Page: 2 of 10

Section A Required Client Information:

Company:	Vistra Corp-Duck Creek
Address:	17751 North Cilco Rd
	Canton, IL 61520
Email To:	Brian.Voelker@VistraCorp.com
Phone: (217) 753-8911	Fax:
Requested Due Date/TAT:	10 day

Section B Required Project Information:

Report To:	Brian Voelker
Copy To:	Sam Davies: samantha.davies@vistracorp.com
	Daryl Johnson: Robert.Johnson@vistracorp.com
Purchase Order No.:	
Project Name:	
Project Number:	

Section C Invoice Information:

Attention:	Brian Voelker
Company Name:	Vistra Corp
Address:	see Section A
Quote Reference:	
Project Manager:	
Profile #:	

REGULATORY AGENCY

NPDES | GROUND WATER | DRINKING WATER
UST | RCRA | OTHER

Site Location STATE: IL

Section D Required Client Information

SAMPLE ID (A-Z, 0-9 / ,-) Sample IDs MUST BE UNIQUE

Valid Matrix Codes

MATRIX	CODE
DRINKING WATER	DW
WATER	WT
WASTE WATER	WW
PRODUCT	P
SOIL/SOLID	SL
OIL	OL
WIPE	WP
AIR	AR
OTHER	OT
TISSUE	TS

Requested Analysis Filtered (Y/N)

ITEM #	SAMPLE ID	MATRIX CODE (see valid codes to left)	SAMPLE TYPE (G=GRAB C=COMP)	COLLECTED DATE	COLLECTED TIME	SAMPLE TEMP AT COLLECTION	# OF CONTAINERS	Preservatives: Unpreserved	H_2SO_4	HNO_3	HCl	NaOH	$Na_2S_2O_3$	Methanol	Other	Analysis Test (Y/N): DC-257-203	DC-257-204	DC-257-205	DC-811-204	DC-845-203	DC-845-205	DC-CLOSURE-201-202	DC-HCR-201-202	DC-SUP-000	DC-WPCP-203-206			Residual Chlorine (Y/N)	Project No./ Lab I.D.
1	G07L																		X										
2	G08L																		X										
3	G09L	WT	G	01/09/25	10:57		3	X		X									X										
4	G09S																X												
5	G12L																		X										
6	G12S																X												
7	G14L																		X										
8	G15L																		X										
9	G15S																X												
10	G16L																		X										
11	G50L																								X				
12	G50S															X				X					X				
13	G51L G DUP 1/09/25	WT	G	01/09/25	12:42		6	X		X															X				
14	G51S															X				X					X				
15	G52L																								X				
16	G52S	WT	G	01/09/25	13:50		3	X		X															X				

ADDITIONAL COMMENTS	RELINQUISHED BY / AFFILIATION	DATE	TIME	ACCEPTED BY / AFFILIATION	DATE	TIME	SAMPLE CONDITIONS			
DC-25Q1 Rev 0	Andy Wicksica	01/09/25	16:54							
					1/9/25	1654	4.4	Y	N	Y
							Temp in °C	Received on Ice (Y/N)	Custody Sealed Cooler (Y/N)	Samples Intact (Y/N)

SAMPLER NAME AND SIGNATURE

PRINT Name of SAMPLER: Andy Wicksica

SIGNATURE of SAMPLER: Andy Wicksica

DATE Signed (MM/DD/YY): 01/09/25

CHAIN-OF-CUSTODY / Analytical Request Document

The Chain-of-Custody is a LEGAL DOCUMENT. All relevant fields must be completed accurately.

Page: 4 of 10

Section A Required Client Information:

Company:	Vistra Corp-Duck Creek
Address:	17751 North Cilco Rd
	Canton, IL 61520
Email To:	Brian.Voelker@VistraCorp.com
Phone:	(217) 753-8911
Fax:	
Requested Due Date/TAT:	10 day

Section B Required Project Information:

Report To:	Brian Voelker
Copy To:	Sam Davies: samantha.davies@vistracorp.com
	Daryl Johnson: Robert.Johnson@vistracorp.com
Purchase Order No.:	
Project Name:	
Project Number:	

Section C Invoice Information:

Attention:	Brian Voelker
Company Name:	Vistra Corp
Address:	see Section A
Quote Reference:	
Project Manager:	
Profile #:	

REGULATORY AGENCY

NPDES GROUND WATER DRINKING WATER

UST RCRA OTHER

Site Location STATE: IL

Section D Required Client Information

Valid Matrix Codes

MATRIX	CODE
DRINKING WATER	DW
WATER	WT
WASTE WATER	WW
PRODUCT	P
SOIL/SOLID	SL
OIL	OL
WIPE	WP
AIR	AR
OTHER	OT
TISSUE	TS

SAMPLE ID (A-Z, 0-9 / ,-) Sample IDs MUST BE UNIQUE

Requested Analysis Filtered (Y/N)

ITEM #	SAMPLE ID	MATRIX CODE (see valid codes to left)	SAMPLE TYPE (G=GRAB C=COMP)	COLLECTED DATE	COLLECTED TIME	SAMPLE TEMP AT COLLECTION	# OF CONTAINERS	Unpreserved	H_2SO_4	HNO_3	HCl	NaOH	$Na_2S_2O_3$	Methanol	Other	Analysis Test (Y/N)	DC-257-203	DC-257-204	DC-257-205	DC-811-204	DC-845-203	DC-845-205	DC-CLOSURE-201-202	DC-HCR-201-202	DC-SUP-000	DC-WPCP-203-206			Residual Chlorine (Y/N)	Project No./ Lab I.D.
1	G61S																								X	X				
2	G62L																								X	X				
3	G63L a DUP 1/9/25	WT	G	01/09/25	14:30		6	X		X																X				
4	G63S																									X				
5	G64L																X				X					X				
6	G64S	WT	G	01/09/25	15:56		4	X		X							X				X					X				
7	G65L																									X				
8	G65S																									X				
9	G66L																									X				
10	G66S																									X				
11	G67L																									X				
12	G67S																									X				
13	G70L																									X				
14	G71L																									X				
15	G71S																									X				
16	G72L																									X				

ADDITIONAL COMMENTS	RELINQUISHED BY / AFFILIATION	DATE	TIME	ACCEPTED BY / AFFILIATION	DATE	TIME	SAMPLE CONDITIONS			
DC-25Q1 Rev 0	Andy Witeska	01/09/25	16:54							
					1/9/25	1654	4.4	Y	N	Y
							Temp in °C	Received on Ice (Y/N)	Custody Sealed Cooler (Y/N)	Samples Intact (Y/N)

SAMPLER NAME AND SIGNATURE

PRINT Name of SAMPLER: Andy Witeska

SIGNATURE of SAMPLER: Andy Witeska

DATE Signed (MM/DD/YY): 01/09/25

CHAIN-OF-CUSTODY / Analytical Request Document

The Chain-of-Custody is a LEGAL DOCUMENT. All relevant fields must be completed accurately.

Section A Required Client Information:

Company:	Vistra Corp-Duck Creek
Address:	17751 North Cilco Rd
	Canton, IL 61520
Email To:	Brian.Voelker@VistraCorp.com
Phone:	(217) 753-8911
Fax:	
Requested Due Date/TAT:	10 day

Section B Required Project Information:

Report To:	Brian Voelker
Copy To:	Sam Davies: samantha.davies@vistracorp.com
	Daryl Johnson: Robert.Johnson@vistracorp.com
Purchase Order No.:	
Project Name:	
Project Number:	

Section C Invoice Information:

Attention:	Brian Voelker
Company Name:	Vistra Corp
Address:	see Section A
Quote Reference:	
Project Manager:	
Profile #	

REGULATORY AGENCY

NPDES GROUND WATER DRINKING WATER

UST RCRA OTHER

Site Location STATE: IL

Section D Required Client Information

SAMPLE ID (A-Z, 0-9 / ,-) Sample IDs MUST BE UNIQUE

Valid Matrix Codes

MATRIX	CODE
DRINKING WATER	DW
WATER	WT
WASTE WATER	WW
PRODUCT	P
SOIL/SOLID	SL
OIL	OL
WIPE	WP
AIR	AR
OTHER	OT
TISSUE	TS

Requested Analysis Filtered (Y/N)

ITEM #	SAMPLE ID	MATRIX CODE (see valid codes to left)	SAMPLE TYPE (G=GRAB C=COMP)	COLLECTED DATE	COLLECTED TIME	SAMPLE TEMP AT COLLECTION	# OF CONTAINERS	Preservatives: Unpreserved	H_2SO_4	HNO_3	HCl	NaOH	$Na_2S_2O_3$	Methanol	Other	Analysis Test (Y/N): DC-257-203	DC-257-204	DC-257-205	DC-811-204	DC-845-203	DC-845-205	DC-CLOSURE-201-202	DC-HCR-201-202	DC-SUP-000	DC-WPCP-203-206			Residual Chlorine (Y/N)	Project No./ Lab I.D.
1	G73L																								X				
2	L103																X												
3	OM01																					X							
4	OM04S																					X							
5	OM05S																					X							
6	OM07																					X							
7	OM08																					X							
8	OM09																					X							
9	OM10																					X							
10	OM100D	WT	G	01/09/25	10:32		5	X		X													X						
11	OM100S	WT	G	01/09/25	11:20		5	X		X													X						
12	OM101D	WT	G	01/09/25	13:15		5	X		X													X						
13	OM101S																						X						
14	OM12																					X							
15	OM12D																						X						
16	OM15																					X							

ADDITIONAL COMMENTS	RELINQUISHED BY / AFFILIATION	DATE	TIME	ACCEPTED BY / AFFILIATION	DATE	TIME	SAMPLE CONDITIONS			
DC-25Q1 Rev 0	Andy Weteska	01/09/25	16:54							
					1/9/25	1654	4.4	Y	N	Y
							Temp in °C	Received on Ice (Y/N)	Custody Sealed Cooler (Y/N)	Samples Intact (Y/N)

SAMPLER NAME AND SIGNATURE

PRINT Name of SAMPLER: Andy Weteska

SIGNATURE of SAMPLER: Andy Weteska

DATE Signed (MM/DD/YY): 01/09/25

CHAIN-OF-CUSTODY / Analytical Request Document

The Chain-of-Custody is a LEGAL DOCUMENT. All relevant fields must be completed accurately.

Section A
Required Client Information:

Company:	Vistra Corp-Duck Creek
Address:	17751 North Cilco Rd
	Canton, IL 61520
Email To:	Brian.Voelker@VistraCorp.com
Phone: (217) 753-8911	Fax:
Requested Due Date/TAT:	10 day

Section B
Required Project Information:

Report To:	Brian Voelker
Copy To:	Sam Davies: samantha.davies@vistracorp.com
	Daryl Johnson: Robert.Johnson@vistracorp.com
Purchase Order No.:	
Project Name:	
Project Number:	

Section C
Invoice Information:

Attention:	Brian Voelker
Company Name:	Vistra Corp
Address:	see Section A
Quote Reference:	
Project Manager:	
Profile #:	

REGULATORY AGENCY

NPDES | GROUND WATER | DRINKING WATER
UST | RCRA | OTHER

Site Location STATE: IL

Section D
Required Client Information

SAMPLE ID
(A-Z, 0-9 / ,-)
Sample IDs MUST BE UNIQUE

Valid Matrix Codes

MATRIX	CODE
DRINKING WATER	DW
WATER	WT
WASTE WATER	WW
PRODUCT	P
SOIL/SOLID	SL
OIL	OL
WIPE	WP
AIR	AR
OTHER	OT
TISSUE	TS

Requested Analysis Filtered (Y/N)

ITEM #	SAMPLE ID	MATRIX CODE (see valid codes to left)	SAMPLE TYPE (G=GRAB C=COMP)	COLLECTED DATE	COLLECTED TIME	SAMPLE TEMP AT COLLECTION	# OF CONTAINERS	Preservatives: Unpreserved	H_2SO_4	HNO_3	HCl	NaOH	$Na_2S_2O_3$	Methanol	Other	Analysis Test (Y/N)	DC-257-203	DC-257-204	DC-257-205	DC-811-204	DC-845-203	DC-845-205	DC-CLOSURE-201-202	DC-HCR-201-202	DC-SUP-000	DC-WPCP-203-206			Residual Chlorine (Y/N)	Project No./ Lab I.D.
1	OM15D																							X						
2	OM16																						X							
3	OM17																						X							
4	OM17D	WT	G	01/09/25	12:10		5	X		X														X						
5	OM21																						X							
6	OM22D																						X							
7	OM22S																						X							
8	OM23D																						X							
9	OM23S																						X							
10	OM24D																						X							
11	OM25D																						X							
12	OM25S																						X							
13	OR02																						X							
14	OR03D																						X							
15	OR03S																						X							
16	OR04D																						X							

ADDITIONAL COMMENTS	RELINQUISHED BY / AFFILIATION	DATE	TIME	ACCEPTED BY / AFFILIATION	DATE	TIME	SAMPLE CONDITIONS			
DC-25Q1 Rev 0	Andy Wetesica	01/09/25	16:54							
					1/9/25	1654	11.4	Y	N	Y
							Temp in °C	Received on Ice (Y/N)	Custody Sealed Cooler (Y/N)	Samples Intact (Y/N)

SAMPLER NAME AND SIGNATURE

PRINT Name of SAMPLER: Andy Wetesica

SIGNATURE of SAMPLER: Andy Wetesica

DATE Signed (MM/DD/YY): 01/09/25

ATTACHMENT B.
845 QUARTERLY REPORT - QUARTER 1, 2025
DUCK CREEK POWER PLANT, BOTTOM ASH BASIN
DC-845-205

CHAIN-OF-CUSTODY / Analytical Request Document

The Chain-of-Custody is a LEGAL DOCUMENT. All relevant fields must be completed accurately.

Section A Required Client Information:

Company:	Vistra Corp-Duck Creek
Address:	17751 North Cilco Rd
	Canton, IL 61520
Email To:	Brian.Voelker@VistraCorp.com
Phone: (217) 753-8911	Fax:
Requested Due Date/TAT:	10 day

Section B Required Project Information:

Report To:	Brian Voelker
Copy To:	Sam Davies: samantha.davies@vistracorp.com
	Daryl Johnson: Robert.Johnson@vistracorp.com
Purchase Order No.:	
Project Name:	
Project Number:	

Section C Invoice Information:

Attention:	Brian Voelker
Company Name:	Vistra Corp
Address:	see Section A
Quote Reference:	
Project Manager:	
Profile #:	

REGULATORY AGENCY

NPDES GROUND WATER DRINKING WATER

UST RCRA OTHER

Site Location STATE: IL

Section D Required Client Information

Valid Matrix Codes

MATRIX	CODE
DRINKING WATER	DW
WATER	WT
WASTE WATER	WW
PRODUCT	P
SOIL/SOLID	SL
OIL	OL
WIPE	WP
AIR	AR
OTHER	OT
TISSUE	TS

SAMPLE ID (A-Z, 0-9 / ,-) Sample IDs MUST BE UNIQUE

Requested Analysis Filtered (Y/N)

ITEM #	SAMPLE ID	MATRIX CODE (see valid codes to left)	SAMPLE TYPE (G=GRAB C=COMP)	COLLECTED DATE	COLLECTED TIME	SAMPLE TEMP AT COLLECTION	# OF CONTAINERS	Unpreserved	H_2SO_4	HNO_3	HCl	NaOH	$Na_2S_2O_3$	Methanol	Other	Analysis Test (Y/N)	DC-257-203	DC-257-204	DC-257-205	DC-811-204	DC-845-203	DC-845-205	DC-CLOSURE-201-202	DC-HCR-201-202	DC-SUP-000	DC-WPCP-203-206			Residual Chlorine (Y/N)	Project No./ Lab I.D.
1	R61L																													
2	R72S	WT	G	01/09/25	15:41		3	X		X															X	X				
3	T43L																									X				
4	T44L																			X										
5	T45L																			X										
6	T46L																			X										
7	X301																X				X									
8	XPW01																							X						
9	Field Blank																													
10																														
11																														
12																														
13																														
14																														
15																														
16																														

ADDITIONAL COMMENTS	RELINQUISHED BY / AFFILIATION	DATE	TIME	ACCEPTED BY / AFFILIATION	DATE	TIME	SAMPLE CONDITIONS			
DC-25Q1 Rev 0	Andy Wietsska	01/09/25	16:54							
					1/9/25	1654	4.4°	Y	N	Y
							Temp in °C	Received on Ice (Y/N)	Custody Sealed Cooler (Y/N)	Samples Intact (Y/N)

SAMPLER NAME AND SIGNATURE

PRINT Name of SAMPLER: Andy Wietsska

SIGNATURE of SAMPLER: Andy Wietsska

DATE Signed (MM/DD/YY): 01/09/25

ATTACHMENT B.
845 QUARTERLY REPORT - QUARTER 1, 2025
DUCK CREEK POWER PLANT, BOTTOM ASH BASIN
DC-845-205

ENV-FRM-CHR-0098 v03_Sample Condition Upon Receipt

Client Name: Vistra DC Work Order #: 1A01454 Completed by / Date: ZC 1/9/25

Custody Seal on Cooler/Box Present: Yes ☐ No ☐ Seals intact: Yes ☐ No ☐ N/A ☐

Chain of Custody (CoC) Present:	☑Yes ☐No	
CoC is Legible:	☑Yes ☐No	
Sampler Name Present on COC:	☑Yes ☐No	
Sampler Signature Present on CoC:	☑Yes ☐No	
Sample Collection Date Present on CoC:	☑Yes ☐No	
Sample Collection Time Present on CoC:	☑Yes ☐No	
CoC Relinquished by Client:	☑Yes ☐No	
Unique Sample ID's Present on CoC:	☑Yes ☐No	
CoC and Sample Container Labels Match:	☑Yes ☐No	
Sample chilling process started prior to receipt: If yes, what type of ice:	☑Yes ☐No ☐N/A ☑Wet ☐Blue	
Samples received within temperature compliance: (≤ 6°C,but above freezing or received same day collected and chill process started prior to receipt)	☑Yes ☐No ☐N/A	
Container(s) Received Intact:	☑Yes ☐No	
Containers Received Labeled and Labels are Legible:	☑Yes ☐No	
Appropriate Bottles Received for Analysis Requested:	☑Yes ☐No	
Sufficient Sample Volume Received:	☑Yes ☐No	
USDA Regulated Soil: Country of Origin: _____ State of Origin: _____	☐Yes ☐No ☑N/A	
Trip Blank(s) Received: If present, are they Listed on CoC:	☐Yes ☐No ☑N/A ☐Yes ☐No	
Headspace (<6 mm or no bubbles) present in VOA vials – (Methods 8260, 624, 524.2 - including THM vials) *If headspace is present, note sample ID and # of vials	☐Yes ☐No ☑N/A	
All (Non-Field) Analysis Received Within Hold Times:	☑Yes ☐No	
Rush Turn Around Time Requested:	☐Yes ☑No	
Short Hold Time Analysis (48 Hours or Less):	☐Yes ☑No	

Client Notification/ Resolution: If checked, please see attached form for additional comments ☐

Person Contacted: _____ Date/Time: _____

Comments/ Resolution: _____

PM Review is documented electronically in LIMS. By releasing the project, the PM acknowledges they have reviewed the sample.

1A02353

CHAIN-OF-CUSTODY / Analytical Request Document

The Chain-of-Custody is a LEGAL DOCUMENT. All relevant fields must be completed accurately.

Section A Required Client Information:

Company:	Vistra Corp-Duck Creek
Address:	17751 North Cilco Rd
	Canton, IL 61520
Email To:	Brian.Voelker@VistraCorp.com
Phone: (217) 753-8911	Fax:
Requested Due Date/TAT:	10 day

Section B Required Project Information:

Report To:	Brian Voelker
Copy To:	Sam Davies: samantha.davies@vistracorp.com
	Daryl Johnson: Robert.Johnson@vistracorp.com
Purchase Order No.:	
Project Name:	
Project Number:	

Section C Invoice Information:

Attention:	Brian Voelker
Company Name:	Vistra Corp
Address:	see Section A
Quote Reference:	
Project Manager:	
Profile #:	

REGULATORY AGENCY

NPDES | GROUND WATER | DRINKING WATER
UST | RCRA | OTHER

Site Location STATE: IL

Section D Required Client Information

Valid Matrix Codes

MATRIX	CODE
DRINKING WATER	DW
WATER	WT
WASTE WATER	WW
PRODUCT	P
SOIL/SOLID	SL
OIL	OL
WIPE	WP
AIR	AR
OTHER	OT
TISSUE	TS

SAMPLE ID (A-Z, 0-9 / ,-) Sample IDs MUST BE UNIQUE

Requested Analysis Filtered (Y/N)

ITEM #	SAMPLE ID	MATRIX CODE (see valid codes to left)	SAMPLE TYPE (G=GRAB C=COMP)	COLLECTED DATE	COLLECTED TIME	SAMPLE TEMP AT COLLECTION	# OF CONTAINERS	Unpreserved	H_2SO_4	HNO_3	HCl	NaOH	$Na_2S_2O_3$	Methanol	Other	Analysis Test (Y/N)	DC-257-203	DC-257-204	DC-257-205	DC-811-204	DC-845-203	DC-845-205	DC-CLOSURE-201-202	DC-HCR-201-202	DC-SUP-000	DC-WPCP-203-206			Residual Chlorine (Y/N)	Project No./ Lab I.D.
1	BA01	WT	G	15-Jan-25	1440		4	X		X																				
2	BA01 DUP						4	X		X																				
3	BA02 1/15/25				1618		4	X		X																				
4	BM12 dd				1253		2	X		X																				
5	BM20				1140		5	X		X																				
6	G64L				1210		4	X		X																				
7	G65				1402		4	X		X																				
8	P36L				1050		3	X		X																				
9	R61L				1450		4	X		X																				
10																														
11																														
12																														
13																														
14																														
15																														
16																														

IR Gun # 23 Correction Factor (Deg C) +0.1

Observed Temp (Deg C) 5.7 Corrected Temp (Deg C) 15.8

Delivery Method: FedEx UPS Walk-in USPS Other

ADDITIONAL COMMENTS	RELINQUISHED BY / AFFILIATION	DATE	TIME	ACCEPTED BY / AFFILIATION	DATE	TIME	SAMPLE CONDITIONS
DC-25Q1 Rev 0	Austin M	15-Jan-25	1734	see below			

SAMPLER NAME AND SIGNATURE

PRINT Name of SAMPLER: Austin Moore

SIGNATURE of SAMPLER: Austin M

DATE Signed (MM/DD/YY): 01/15/25

Temp in °C	Received on Ice (Y/N)	Custody Sealed Cooler (Y/N)	Samples Intact (Y/N)

Clair

1/15/25 1734

ENV-FRM-PEOR-0098 v03_Sample Condition Upon Receipt

Client Name: Vistra Work Order #: _____ Completed by / Date: CAP 11/15/25

Custody Seal on Cooler/Box Present: Yes ☐ No ☑ Seals intact: Yes ☐ No ☐ N/A ☑

Chain of Custody (CoC) Present:	☑Yes ☐No	
CoC is Legible:	☑Yes ☐No	
Sampler Name Present on COC:	☑Yes ☐No	
Sampler Signature Present on CoC:	☑Yes ☐No	
Sample Collection Date Present on CoC:	☑Yes ☐No	
Sample Collection Time Present on CoC:	☑Yes ☐No	
CoC Relinquished by Client:	☑Yes ☐No	
Unique Sample ID's Present on CoC:	☑Yes ☐No	
CoC and Sample Container Labels Match:	☑Yes ☐No	
Sample chilling process started prior to receipt: If yes, what type of ice:	CAP ☑Yes ☑No ☐N/A ☐Wet ☐Blue	
Samples received within temperature compliance: (≤ 6°C,but above freezing or received same day collected and chill process started prior to receipt)	☑Yes ☐No ☐N/A	
Container(s) Received Intact:	☑Yes ☐No	
Containers Received Labeled and Labels are Legible:	☑Yes ☐No	
Appropriate Bottles Received for Analysis Requested:	☑Yes ☐No	
Sufficient Sample Volume Received:	☑Yes ☐No	
USDA Regulated Soil: Country of Origin: _____ State of Origin: _____	☐Yes ☐No ☑N/A	
Trip Blank(s) Received: If present, are they Listed on CoC:	☐Yes ☐No ☑N/A ☐Yes ☐No	
Headspace (<6 mm or no bubbles) present in VOA vials – (Methods 8260, 624, 524.2 - including THM vials)<br*If headspace is present, note sample ID and # of vials	☐Yes ☐No ☑N/A	
All (Non-Field) Analysis Received Within Hold Times:	☐Yes ☑No	
Rush Turn Around Time Requested:	☐Yes ☑No	
Short Hold Time Analysis (48 Hours or Less):	☐Yes ☑No	

Client Notification/ Resolution: If checked, please see attached form for additional comments ☐

Person Contacted: _____ Date/Time: _____

Comments/ Resolution: _____

PM Review is documented electronically in LIMS. By releasing the project, the PM acknowledges they have reviewed the sample.

DC#_____ Sample Receipt Checklist Form
Effective Date:

WORK ORDER #:_____ INITIALS: CAPI 1/15/25

Plastic Bottles	-1	-2	-3	-4	-5	-6	-7	-8	-9	-10
P, U, 1000ml - Total	1	1	1		1	1	1	2	1	
P, U, 250ml										
P, U, 500ml - Total										
P, U, 500ml - Diss	1	1	1	1	1	1	1		1	
P, 250ml/500ml H_2SO_4 - Total										
P, 250ml/500ml H_2SO_4 - Diss										
P, 250ml/500ml NaOH										
P, 250ml/500ml HNO_3 - Total	1	1	1	1	2	1	1	1	1	
P, 250ml/500ml HNO_3 - Diss										
P, 500ml NaOH + ZnAc										
P, U, 150ml/4oz TC										
P, 2.5L HNO_3	1	1	1	~~1~~	1	1	1	~~1~~	1	
P, U, 2.5L										
P, U, 50ml										
S, P, 120ml $Na_2S_2O_3$										
P, 16oz - Soil/Sludge										
Amber Glass Bottles - Vials										
A, G, U, 1000ml										
A, G, 1000ml HCl										
A, G, 1000ml $MeCl_2$										
A, G, 500ml H_2SO_4										
A, G, U, 500ml										
A, G, U, 250ml H_2SO_4										
A, G, U, 250ml										
A, V, 40ml H_2SO_4										
A, V, U, 60ml										
Clear Glass Bottles - Soil/Sludge Jars - Vials										
C, G, 1000ml HCl										
C, G, U, 1000ml										
C, G, U, 250ml - LLHg										
C, G, U, 250ml - LLHg - FB										
C, G, 16oz - Soil Jar										
C, G, 9oz - Soil Jar										
C, G, 4oz - Soil Jar										
C, G, 2oz - Soil Jar										
C, V, 40ml TSP										
C, V, 40ml HCl										
C, V, U, 40ml										
C, V, 40ml $Na_2S_2O_3$										
C, V, 40ml MeOH										
C, V, 40ml Sodium Bisulfate										
C, V, U, 60ml										
Client Supplied										
Description										

CHAIN-OF-CUSTODY / Analytical Request Document

The Chain-of-Custody is a LEGAL DOCUMENT. All relevant fields must be completed accurately.

IA02984

Page: 1 of 10

Section A Required Client Information:

Company:	Vistra Corp-Duck Creek
Address:	17751 North Cilco Rd
	Canton, IL 61520
Email To:	Brian.Voelker@VistraCorp.com
Phone:	(217) 753-8911
Fax:	
Requested Due Date/TAT:	10 day

Section B Required Project Information:

Report To:	Brian Voelker
Copy To:	Sam Davies: samantha.davies@vistracorp.com
	Daryl Johnson: Robert.Johnson@vistracorp.com
Purchase Order No.:	
Project Name:	
Project Number:	

Section C Invoice Information:

Attention:	Brian Voelker
Company Name:	Vistra Corp
Address:	see Section A
Quote Reference:	
Project Manager:	
Profile #:	

REGULATORY AGENCY

NPDES | GROUND WATER | DRINKING WATER
UST | RCRA | OTHER

Site Location STATE: IL

Section D Required Client Information

Valid Matrix Codes

MATRIX	CODE
DRINKING WATER	DW
WATER	WT
WASTE WATER	WW
PRODUCT	P
SOIL/SOLID	SL
OIL	OL
WIPE	WP
AIR	AR
OTHER	OT
TISSUE	TS

SAMPLE ID (A-Z, 0-9 / ,-) Sample IDs MUST BE UNIQUE

Requested Analysis Filtered (Y/N)

ITEM #	SAMPLE ID	MATRIX CODE (see valid codes to left)	SAMPLE TYPE (G=GRAB C=COMP)	COLLECTED DATE	COLLECTED TIME	SAMPLE TEMP AT COLLECTION	# OF CONTAINERS	Unpreserved	H_2SO_4	HNO_3	HCl	NaOH	$Na_2S_2O_3$	Methanol	Other	Analysis Test (Y/N) DC-257-203	DC-257-204	DC-257-205	DC-811-204	DC-845-203	DC-845-205	DC-CLOSURE-201-202	DC-HCR-201-202	DC-SUP-000	DC-WPCP-203-206	Residual Chlorine (Y/N)	Project No./ Lab I.D.
1	G54L	WT	G	01/20/2025	1203		4	X		X																	
2	G57L	WT	G	01/20/2025	1445		3	X		X																	
3	BA02L	WT	G	01/20/2025	1535		4	X		X																	
4	BA05	WT	G	01/20/2025	1350		4	X		X																	
5	BA06	WT	G	01/20/2025	1225		4	X		X																	
6																											
7																											
8																											
9																											
10																											
11																											
12																											
13																											
14																											
15																											
16																											

IR Gun # 20 Correction Factor (Deg C) 10.1

Observed Temp (Deg C) 3.8 Corrected Temp (Deg C) 3.9

Delivery Method: FedEx UPS Walk-in USPS Other

ADDITIONAL COMMENTS	RELINQUISHED BY / AFFILIATION	DATE	TIME	ACCEPTED BY / AFFILIATION	DATE	TIME	SAMPLE CONDITIONS
DC-25Q1 Rev 0	JBohannan	01/20/25	1701				
				See below 1/20/25			

SAMPLER NAME AND SIGNATURE

PRINT Name of SAMPLER: Jordan Bohannan

SIGNATURE of SAMPLER: JBohannan

DATE Signed (MM/DD/YY): 01/20/25

Temp in °C | Received on Ice (Y/N) | Custody Sealed Cooler (Y/N) | Samples Intact (Y/N)

1/20/25 1701

ENV-FRM-PEOR-0098 v03_Sample Condition Upon Receipt

Client Name: Vistra-Duck Creek Work Order #: IA02984 Completed by / Date: CAP 1/20/25

Custody Seal on Cooler/Box Present: Yes ☐ No ☑ Seals intact: Yes ☐ No ☐ N/A ☑

Chain of Custody (CoC) Present:	☑Yes ☐No	
CoC is Legible:	☑Yes ☐No	
Sampler Name Present on COC:	☑Yes ☐No	
Sampler Signature Present on CoC:	☑Yes ☐No	
Sample Collection Date Present on CoC:	☑Yes ☐No	
Sample Collection Time Present on CoC:	☑Yes ☐No	
CoC Relinquished by Client:	☑Yes ☐No	
Unique Sample ID's Present on CoC:	☑Yes ☐No	
CoC and Sample Container Labels Match:	☑Yes ☐No	
Sample chilling process started prior to receipt: If yes, what type of ice:	☑Yes ☐No ☐N/A ☑Wet ☐Blue	
Samples received within temperature compliance: (≤ 6°C,but above freezing or received same day collected and chill process started prior to receipt)	☑Yes ☐No ☐N/A	
Container(s) Received Intact:	☑Yes ☐No	
Containers Received Labeled and Labels are Legible:	☑Yes ☐No	
Appropriate Bottles Received for Analysis Requested:	☑Yes ☐No	
Sufficient Sample Volume Received:	☑Yes ☐No	
USDA Regulated Soil: Country of Origin: _____ State of Origin: _____	☐Yes ☐No ☑N/A	
Trip Blank(s) Received: If present, are they Listed on CoC:	☐Yes ☐No ☑N/A ☐Yes ☐No	
Headspace (<6 mm or no bubbles) present in VOA vials – (Methods 8260, 624, 524.2 - including THM vials) *If headspace is present, note sample ID and # of vials	☐Yes ☐No ☑N/A	
All (Non-Field) Analysis Received Within Hold Times:	☑Yes ☐No	
Rush Turn Around Time Requested:	☐Yes ☑No	
Short Hold Time Analysis (48 Hours or Less):	☐Yes ☑No	

Client Notification/ Resolution: If checked, please see attached form for additional comments ☐

Person Contacted: _____ Date/Time: _____

Comments/ Resolution: _____

PM Review is documented electronically in LIMS. By releasing the project, the PM acknowledges they have reviewed the sample.

Title: Sample Receipt Form
Effective Date:

BIG CREEK POWER PLANT, BOTTOM ASH BASIN
DC-845-205

WORK ORDER #: JA02984 INITIALS: CAPI 1/20/25

	-1	-2	-3	-4	-5	-6	-7	-8	-9	-10
Plastic Bottles										
P, U, 1000ml - Total	1		1	1	1					
P, U, 250ml										
P, U, 500ml - Total	1	2	1	1	1	CAPI	1/20/25			
P, U, 500ml - Diss	1	2	1	1	1					
P, 250ml/500ml H_2SO_4 - Total										
P, 250ml/500ml H_2SO_4 - Diss										
P, 250ml/500ml NaOH										
P, 250ml/500ml HNO_3 - Total	1	1	1	1	1					
P, 250ml/500ml HNO_3 - Diss										
P, 500ml NaOH + ZnAc										
P, U, 150ml/4oz TC										
P, 2.5L HNO_3	1 CAPI 1/20/25		1 CAPI 1/20/25	1 CAPI 1/20/25	1 CAPI 1/20/25					
P, U, 2.5L										
P, U, 50ml										
S, P, 120ml $Na_2S_2O_3$										
P, 16oz - Soil/Sludge										
Amber Glass Bottles - Vials										
A, G, U, 1000ml										
A, G, 1000ml HCl										
A, G, 1000ml $MeCl_2$										
A, G, 500ml H_2SO_4										
A, G, U, 500ml										
A, G, U, 250ml H_2SO_4										
A, G, U, 250ml										
A, V, 40ml H_2SO_4										
A, V, U, 60ml										
Clear Glass Bottles - Soil/Sludge Jars - Vials										
C, G, 1000ml HCl										
C, G, U, 1000ml										
C, G, U, 250ml - LLHg										
C, G, U, 250ml - LLHg - FB										
C, G, 16oz - Soil Jar										
C, G, 9oz - Soil Jar										
C, G, 4oz - Soil Jar										
C, G, 2oz - Soil Jar										
C, V, 40ml TSP										
C, V, 40ml HCl										
C, V, U, 40ml										
C, V, 40ml $Na_2S_2O_3$										
C, V, 40ml MeOH										
C, V, 40ml Sodium Bisulfate										
C, V, U, 60ml										
Client Supplied										
Description										

IA 64400

CHAIN-OF-CUSTODY / Analytical Request Document

The Chain-of-Custody is a LEGAL DOCUMENT. All relevant fields must be completed accurately.

Page: 1 of 10

Section A Required Client Information:

Company:	Vistra Corp-Duck Creek
Address:	17751 North Cilco Rd
	Canton, IL 61520
Email To:	Brian.Voelker@VistraCorp.com
Phone: (217) 753-8911	Fax:
Requested Due Date/TAT:	10 day

Section B Required Project Information:

Report To:	Brian Voelker
Copy To:	Sam Davies: samantha.davies@vistracorp.com
	Daryl Johnson: Robert.Johnson@vistracorp.com
Purchase Order No.:	
Project Name:	
Project Number:	

Section C Invoice Information:

Attention:	Brian Voelker
Company Name:	Vistra Corp
Address:	see Section A
Quote Reference:	
Project Manager:	
Profile #:	

REGULATORY AGENCY

NPDES | GROUND WATER | DRINKING WATER
UST | RCRA | OTHER

Site Location STATE: IL

Section D Required Client Information

Valid Matrix Codes

MATRIX	CODE
DRINKING WATER	DW
WATER	WT
WASTE WATER	WW
PRODUCT	P
SOIL/SOLID	SL
OIL	OL
WIPE	WP
AIR	AR
OTHER	OT
TISSUE	TS

SAMPLE ID (A-Z, 0-9 / ,-) Sample IDs MUST BE UNIQUE

Requested Analysis Filtered (Y/N)

ITEM #	SAMPLE ID	MATRIX CODE (see valid codes to left)	SAMPLE TYPE (G=GRAB C=COMP)	COLLECTED DATE	COLLECTED TIME	SAMPLE TEMP AT COLLECTION	# OF CONTAINERS	Unpreserved	H_2SO_4	HNO_3	HCl	NaOH	$Na_2S_2O_3$	Methanol	Other	Analysis Test (Y/N) DC-257-203	DC-257-204	DC-257-205	DC-811-204	DC-845-203	DC-845-205	DC-CLOSURE-201-202	DC-HCR-201-202	DC-SUP-000	DC-WPCP-203-206	Residual Chlorine (Y/N)	Project No./ Lab I.D.
1	GS9L	WT	G	1/29/25	1015		2	X																			After Vol
2	OM07	WT	G	1/29/25	1150		2	X		X																	
3	OR03D	WT	G	1/29/25	1257		2	X		X																	
4	OR06A	WT	G	1/29/25	1220		2	X		X																	
5	OR19	WT	G	1/29/25	1126		2	X		X																	
6	OR20	WT	G	1/29/25	1058		2	X		X																	
7	XPW01	WT	G	1/29/25	1410		5	X		X																	
8	GS9L - DUP	WT	G	1/29/25	1015		1	X																			After Vol
9	EB #2	WT	G	1/29/25	1435		5	X		X																	Taken After XPW01
10	BA03	WT	G	1/29/25	1254		4	X		X																	
11	BA03L	WT	G	1/29/25	1341		4	X		X																	
12	BA04	WT	G	1/29/25	1500		4	X		X																	
13	GT9S	WT	G	1/29/25	1122		3	X		X																	
14	L103	WT	G	1/29/25	1032		3	X		X																	
15																											
16																											

ADDITIONAL COMMENTS	RELINQUISHED BY / AFFILIATION	DATE	TIME	ACCEPTED BY / AFFILIATION	DATE	TIME	SAMPLE CONDITIONS: Temp in °C	Received on Ice (Y/N)	Custody Sealed Cooler (Y/N)	Samples Intact (Y/N)
DC-25Q1 Rev 0		1/29/25	1700							
					1/29/25	1700	3.2	Y	N	Y

SAMPLER NAME AND SIGNATURE

PRINT Name of SAMPLER: Aaron Pemberton

SIGNATURE of SAMPLER: DATE Signed (MM/DD/YY): 01/29/25

ENV-FRM-PEOR-0098 v03_Sample Condition Upon Receipt

Client Name: Vistra DC Work Order #: _____ Completed by / Date: ZC 1/29

Custody Seal on Cooler/Box Present: Yes ☐ No ☐ Seals intact: Yes ☐ No ☐ N/A ☐

Chain of Custody (CoC) Present:	☑Yes ☐No	
CoC is Legible:	☑Yes ☐No	
Sampler Name Present on COC:	☑Yes ☐No	
Sampler Signature Present on CoC:	☑Yes ☐No	
Sample Collection Date Present on CoC:	☑Yes ☐No	
Sample Collection Time Present on CoC:	☑Yes ☐No	
CoC Relinquished by Client:	☑Yes ☐No	
Unique Sample ID's Present on CoC:	☑Yes ☐No	
CoC and Sample Container Labels Match:	☑Yes ☐No	
Sample chilling process started prior to receipt: If yes, what type of ice:	☑Yes ☐No ~~☑N/A~~ ZC 1/29 ☑Wet ☐Blue	
Samples received within temperature compliance: (≤ 6°C,but above freezing or received same day collected and chill process started prior to receipt)	☑Yes ☐No ☐N/A	
Container(s) Received Intact:	☑Yes ☐No	
Containers Received Labeled and Labels are Legible:	☑Yes ☐No	
Appropriate Bottles Received for Analysis Requested:	☑Yes ☐No	
Sufficient Sample Volume Received:	☑Yes ☐No	
USDA Regulated Soil: Country of Origin: _____ State of Origin: _____	☐Yes ☐No ☑N/A	
Trip Blank(s) Received: If present, are they Listed on CoC:	☐Yes ☐No ☑N/A ☐Yes ☐No	
Headspace (<6 mm or no bubbles) present in VOA vials – (Methods 8260, 624, 524.2 - including THM vials)<br*If headspace is present, note sample ID and # of vials	☐Yes ☐No ☑N/A	
All (Non-Field) Analysis Received Within Hold Times:	☑Yes ☐No	
Rush Turn Around Time Requested:	☐Yes ☑No	
Short Hold Time Analysis (48 Hours or Less):	☐Yes ☑No	

Client Notification/ Resolution: If checked, please see attached form for additional comments ☐

Person Contacted: _____ Date/Time: _____

Comments/ Resolution: _____

PM Review is documented electronically in LIMS. By releasing the project, the PM acknowledges they have reviewed the sample.

DC#_Title: ENV-FRM-PEOR-0005 v04_General Bottle Receipt Form
Effective Date:

WORK ORDER #:_____ INITIALS: ZU

	-1	-2 ~~-3~~ -6	~~-3~~ 7	~~-4~~ 8	~~-5~~ 9	~~-6~~ 10-13	-7	-8	-9	-10
Plastic Bottles										
P, U, 1000ml - Total			1		1	1				
P, U, ~~250ml~~ 1000 Dis					1					
P, U, 500ml - Total										
P, U, 500ml - Diss	1	1	1	1		1				
P, 250ml/500ml H_2SO_4 - Total										
P, 250ml/500ml H_2SO_4 - Diss										
P, 250ml/500ml NaOH										
P, 250ml/500ml HNO_3 - Total			1		1	1				
P, 250ml/500ml HNO_3 - Diss		1	1		1					
P, 500ml NaOH + ZnAc										
P, U, 150ml/4oz TC										
P, 2.5L HNO_3										
P, U, 2.5L										
P, U, 50ml										
S, P, 120ml $Na_2S_2O_3$										
P, 16oz - Soil/Sludge										
Amber Glass Bottles - Vials										
A, G, U, 1000ml										
A, G, 1000ml HCl										
A, G, 1000ml $MeCl_2$										
A, G, 500ml H_2SO_4										
A, G, U, 500ml										
A, G, U, 250ml H_2SO_4										
A, G, U, 250ml										
A, V, 40ml H_2SO_4										
A, V, U, 60ml										
Clear Glass Bottles - Soil/Sludge Jars - Vials										
C, G, 1000ml HCl										
C, G, U, 1000ml										
C, G, U, 250ml - LLHg										
C, G, U, 250ml - LLHg - FB										
C, G, 16oz - Soil Jar										
C, G, 9oz - Soil Jar										
C, G, 4oz - Soil Jar										
C, G, 2oz - Soil Jar										
C, V, 40ml TSP										
C, V, 40ml HCl										
C, V, U, 40ml										
C, V, 40ml $Na_2S_2O_3$										
C, V, 40ml MeOH										
C, V, 40ml Sodium Bisulfate										
C, V, U, 60ml										
Client Supplied										
Description										

Pace Analytical Services, LLC
2231 W. Altorfer Drive
Peoria, IL 61615
(800)752-6651

February 25, 2025

Daryl Johnson
Vistra - Duck Creek
17751 North Cilco Road
Canton, IL 61520-8761

Dear Daryl Johnson:

Please find enclosed the **revised** analytical results for the sample(s) the laboratory received. All testing is performed according to our current TNI accreditations unless otherwise noted. This report cannot be reproduced, except in full, without the written permission of Pace Analytical Services, LLC.

If you have any questions regarding your report, please contact your project manager. Quality and timely data is of the utmost importance to us.

Pace Analytical Services appreciates the opportunity to provide you with analytical expertise. We are always trying to improve our customer service and we welcome you to contact the General Manager, Lisa Grant, with any feedback you have about your experience with our laboratory at 309-683-1764 or lisa.grant@pacelabs.com.

Diane Billings
Project Manager

Pace Analytical Services, LLC
2231 W. Altorfer Drive
Peoria, IL 61615
(800)752-6651

Case Narrative

Original report was sent 2/22/25. Revised report is being sent updating the time taken on BA03.

Pace Analytical Services, LLC
2231 W. Altorfer Drive
Peoria, IL 61615
(800)752-6651

ANALYTICAL RESULTS

Sample: IA01457-01 **Sampled:** 01/09/25 15:56
Name: G64S **Received:** 01/09/25 16:54
Matrix: Ground Water - Grab

Parameter	Result	Unit	Qualifier	Prepared	Dilution	MRL	Analyzed	Analyst	Method
Miscellaneous - Pace Analytical - Mt Juliet, Tn									
Rad 226 and 228-Subcontract	0.571 J	pCi/L			1	0.716	01/20/25 18:28	PACE	904.0 903.0

Sample: IA01457-02 **Sampled:** 01/09/25 10:32
Name: OM100D **Received:** 01/09/25 16:54
Matrix: Ground Water - Grab

Parameter	Result	Unit	Qualifier	Prepared	Dilution	MRL	Analyzed	Analyst	Method
Miscellaneous - Pace Analytical - Mt Juliet, Tn									
Rad 226 and 228-Subcontract	1.24	pCi/L			1	0.842	01/20/25 18:28	PACE	904.0 903.0

Sample: IA01457-03 **Sampled:** 01/09/25 11:20
Name: OM100S **Received:** 01/09/25 16:54
Matrix: Ground Water - Grab

Parameter	Result	Unit	Qualifier	Prepared	Dilution	MRL	Analyzed	Analyst	Method
Miscellaneous - Pace Analytical - Mt Juliet, Tn									
Rad 226 and 228-Subcontract	2.13	pCi/L			1	0.827	01/20/25 18:28	PACE	904.0 903.0

Sample: IA01457-04 **Sampled:** 01/09/25 13:15
Name: OM101D **Received:** 01/09/25 16:54
Matrix: Ground Water - Grab

Parameter	Result	Unit	Qualifier	Prepared	Dilution	MRL	Analyzed	Analyst	Method
Miscellaneous - Pace Analytical - Mt Juliet, Tn									
Rad 226 and 228-Subcontract	1.47	pCi/L			1	0.909	01/20/25 18:28	PACE	904.0 903.0

Pace Analytical Services, LLC
2231 W. Altorfer Drive
Peoria, IL 61615
(800)752-6651

ANALYTICAL RESULTS

Sample: IA01457-05 **Sampled:** 01/09/25 12:10
Name: OM17D **Received:** 01/09/25 16:54
Matrix: Ground Water - Grab

Parameter	Result	Unit	Qualifier	Prepared	Dilution	MRL	Analyzed	Analyst	Method
Miscellaneous - Pace Analytical - Mt Juliet, Tn									
Rad 226 and 228-Subcontract	2.23	pCi/L			1	1.52	01/20/25 18:28	PACE	904.0 903.0

Sample: IA02032-01 **Sampled:** 01/13/25 16:20
Name: OM15D **Received:** 01/14/25 10:00
Matrix: Ground Water - Grab

Parameter	Result	Unit	Qualifier	Prepared	Dilution	MRL	Analyzed	Analyst	Method
Miscellaneous - Pace Analytical - Mt Juliet, Tn									
Rad 226 and 228-Subcontract	2.87	pCi/L			1	1.76	01/27/25 18:18	PACE	904.0 903.0

Sample: IA02032-02 **Sampled:** 01/13/25 16:20
Name: OM15D DUP **Received:** 01/14/25 10:00
Matrix: Ground Water - Grab

Parameter	Result	Unit	Qualifier	Prepared	Dilution	MRL	Analyzed	Analyst	Method
Miscellaneous - Pace Analytical - Mt Juliet, Tn									
Rad 226 and 228-Subcontract	0.355 U	pCi/L			1	2.41	01/27/25 18:18	PACE	904.0 903.0

Sample: IA02032-03 **Sampled:** 01/13/25 16:25
Name: EB #1 **Received:** 01/14/25 10:00
Matrix: DI Water - Equipment Blank

Parameter	Result	Unit	Qualifier	Prepared	Dilution	MRL	Analyzed	Analyst	Method
Miscellaneous - Pace Analytical - Mt Juliet, Tn									
Rad 226 and 228-Subcontract	0.667 J	pCi/L			1	0.962	01/27/25 18:18	PACE	904.0 903.0

Pace Analytical Services, LLC
2231 W. Altorfer Drive
Peoria, IL 61615
(800)752-6651

ANALYTICAL RESULTS

Sample: IA02354-01 **Sampled:** 01/15/25 14:40
Name: BA01 **Received:** 01/15/25 17:34
Matrix: Ground Water - Grab

Parameter	Result	Unit	Qualifier	Prepared	Dilution	MRL	Analyzed	Analyst	Method
Miscellaneous - Pace Analytical - Mt Juliet, Tn									
Rad 226 and 228-Subcontract	1.72	pCi/L			1	1.02	01/27/25 18:18	PACE	904.0 903.0

Sample: IA02354-02 **Sampled:** 01/15/25 14:40
Name: BA01 DUP **Received:** 01/15/25 17:34
Matrix: Ground Water - Grab

Parameter	Result	Unit	Qualifier	Prepared	Dilution	MRL	Analyzed	Analyst	Method
Miscellaneous - Pace Analytical - Mt Juliet, Tn									
Rad 226 and 228-Subcontract	1.72	pCi/L			1	0.825	01/27/25 18:18	PACE	904.0 903.0

Sample: IA02354-03 **Sampled:** 01/15/25 16:18
Name: BA02 **Received:** 01/15/25 17:34
Matrix: Ground Water - Grab

Parameter	Result	Unit	Qualifier	Prepared	Dilution	MRL	Analyzed	Analyst	Method
Miscellaneous - Pace Analytical - Mt Juliet, Tn									
Rad 226 and 228-Subcontract	0.805 J	pCi/L			1	0.807	01/27/25 18:18	PACE	904.0 903.0

Sample: IA02354-04 **Sampled:** 01/15/25 11:40
Name: OM12D **Received:** 01/15/25 17:34
Matrix: Ground Water - Grab

Parameter	Result	Unit	Qualifier	Prepared	Dilution	MRL	Analyzed	Analyst	Method
Miscellaneous - Pace Analytical - Mt Juliet, Tn									
Rad 226 and 228-Subcontract	3.79	pCi/L			1	1.06	01/27/25 18:18	PACE	904.0 903.0

Pace Analytical Services, LLC
2231 W. Altorfer Drive
Peoria, IL 61615
(800)752-6651

ANALYTICAL RESULTS

Sample: IA02354-05 **Sampled:** 01/15/25 12:10
Name: G64L **Received:** 01/15/25 17:34
Matrix: Ground Water - Grab

Parameter	Result	Unit	Qualifier	Prepared	Dilution	MRL	Analyzed	Analyst	Method
Miscellaneous - Pace Analytical - Mt Juliet, Tn									
Rad 226 and 228-Subcontract	1.48	pCi/L			1	0.984	01/27/25 18:18	PACE	904.0 903.0

Sample: IA02354-06 **Sampled:** 01/15/25 14:02
Name: G61S **Received:** 01/15/25 17:34
Matrix: Ground Water - Grab

Parameter	Result	Unit	Qualifier	Prepared	Dilution	MRL	Analyzed	Analyst	Method
Miscellaneous - Pace Analytical - Mt Juliet, Tn									
Rad 226 and 228-Subcontract	2.21	pCi/L			1	1.52	01/27/25 18:18	PACE	904.0 903.0

Sample: IA02354-07 **Sampled:** 01/15/25 14:50
Name: R61L **Received:** 01/15/25 17:34
Matrix: Ground Water - Grab

Parameter	Result	Unit	Qualifier	Prepared	Dilution	MRL	Analyzed	Analyst	Method
Miscellaneous - Pace Analytical - Mt Juliet, Tn									
Rad 226 and 228-Subcontract	1.03	pCi/L			1	0.817	01/27/25 18:18	PACE	904.0 903.0

Sample: IA02635-01 **Sampled:** 01/16/25 16:00
Name: G02S **Received:** 01/16/25 17:16
Matrix: Ground Water - Grab

Parameter	Result	Unit	Qualifier	Prepared	Dilution	MRL	Analyzed	Analyst	Method
Miscellaneous - Pace Analytical - Mt Juliet, Tn									
Rad 226 and 228-Subcontract	0.435 U	pCi/L			1	1.19	01/30/25 18:46	PACE	904.0 903.0

Pace Analytical Services, LLC
2231 W. Altorfer Drive
Peoria, IL 61615
(800)752-6651

ANALYTICAL RESULTS

Sample: IA02985-01 **Sampled:** 01/20/25 12:03
Name: G54L **Received:** 01/20/25 17:01
Matrix: Ground Water - Grab

Parameter	Result	Unit	Qualifier	Prepared	Dilution	MRL	Analyzed	Analyst	Method
Miscellaneous - Pace Analytical - Mt Juliet, Tn									
Rad 226 and 228-Subcontract	1.31	pCi/L			1	1.19	01/30/25 18:46	PACE	904.0 903.0

Sample: IA02985-02 **Sampled:** 01/20/25 12:25
Name: BA06 **Received:** 01/20/25 17:01
Matrix: Ground Water - Grab

Parameter	Result	Unit	Qualifier	Prepared	Dilution	MRL	Analyzed	Analyst	Method
Miscellaneous - Pace Analytical - Mt Juliet, Tn									
Rad 226 and 228-Subcontract	2.86	pCi/L			1	1.23	01/31/25 16:37	PACE	904.0 903.0

Sample: IA02985-03 **Sampled:** 01/20/25 15:35
Name: BA02L **Received:** 01/20/25 17:01
Matrix: Ground Water - Grab

Parameter	Result	Unit	Qualifier	Prepared	Dilution	MRL	Analyzed	Analyst	Method
Miscellaneous - Pace Analytical - Mt Juliet, Tn									
Rad 226 and 228-Subcontract	33.9	pCi/L			1	3.49	01/31/25 16:37	PACE	904.0 903.0

Sample: IA02985-04 **Sampled:** 01/20/25 13:50
Name: BA05 **Received:** 01/20/25 17:01
Matrix: Ground Water - Grab

Parameter	Result	Unit	Qualifier	Prepared	Dilution	MRL	Analyzed	Analyst	Method
Miscellaneous - Pace Analytical - Mt Juliet, Tn									
Rad 226 and 228-Subcontract	1.82	pCi/L			1	1.34	01/31/25 16:37	PACE	904.0 903.0

Pace Analytical Services, LLC
2231 W. Altorfer Drive
Peoria, IL 61615
(800)752-6651

ANALYTICAL RESULTS

Sample: IA03314-01 **Sampled:** 01/22/25 11:30
Name: G51S **Received:** 01/22/25 16:30
Matrix: Ground Water - Grab

Parameter	Result	Unit	Qualifier	Prepared	Dilution	MRL	Analyzed	Analyst	Method
Miscellaneous - Pace Analytical - Mt Juliet, Tn									
Rad 226 and 228-Subcontract	2.21	pCi/L			1	0.607	01/31/25 16:37	PACE	904.0 903.0

Sample: IA03314-02 **Sampled:** 01/22/25 11:30
Name: G51S DUP **Received:** 01/22/25 16:30
Matrix: Ground Water - Grab

Parameter	Result	Unit	Qualifier	Prepared	Dilution	MRL	Analyzed	Analyst	Method
Miscellaneous - Pace Analytical - Mt Juliet, Tn									
Rad 226 and 228-Subcontract	1.1	pCi/L			1	0.777	01/31/25 16:37	PACE	904.0 903.0

Sample: IA03314-03 **Sampled:** 01/22/25 12:45
Name: G50S **Received:** 01/22/25 16:30
Matrix: Ground Water - Grab

Parameter	Result	Unit	Qualifier	Prepared	Dilution	MRL	Analyzed	Analyst	Method
Miscellaneous - Pace Analytical - Mt Juliet, Tn									
Rad 226 and 228-Subcontract	0.870 J	pCi/L			1	1.2	01/31/25 16:37	PACE	904.0 903.0

Sample: IA03314-04 **Sampled:** 01/22/25 14:50
Name: G57S **Received:** 01/22/25 16:30
Matrix: Ground Water - Grab

Parameter	Result	Unit	Qualifier	Prepared	Dilution	MRL	Analyzed	Analyst	Method
Miscellaneous - Pace Analytical - Mt Juliet, Tn									
Rad 226 and 228-Subcontract	0.00812 U	pCi/L			1	1.47	01/31/25 16:37	PACE	904.0 903.0

Pace Analytical Services, LLC
2231 W. Altorfer Drive
Peoria, IL 61615
(800)752-6651

ANALYTICAL RESULTS

Sample: IA04117-01 **Sampled:** 01/28/25 12:08
Name: P60 **Received:** 01/28/25 16:45
Matrix: Ground Water - Grab

Parameter	Result	Unit	Qualifier	Prepared	Dilution	MRL	Analyzed	Analyst	Method
Miscellaneous - Pace Analytical - Mt Juliet, Tn									
Rad 226 and 228-Subcontract	0.938	pCi/L			1	0.704	02/10/25 14:52	PACE	904.0 903.0

Sample: IA04117-02 **Sampled:** 01/28/25 12:08
Name: P60 DUP **Received:** 01/28/25 16:45
Matrix: Ground Water - Grab

Parameter	Result	Unit	Qualifier	Prepared	Dilution	MRL	Analyzed	Analyst	Method
Miscellaneous - Pace Analytical - Mt Juliet, Tn									
Rad 226 and 228-Subcontract	1.83	pCi/L			1	0.682	02/10/25 14:52	PACE	904.0 903.0

Sample: IA04247-01 **Sampled:** 01/27/25 12:53
Name: G62L **Received:** 01/27/25 16:13
Matrix: Ground Water - Grab

Parameter	Result	Unit	Qualifier	Prepared	Dilution	MRL	Analyzed	Analyst	Method
Miscellaneous - Pace Analytical - Mt Juliet, Tn									
Rad 226 and 228-Subcontract	0.575	pCi/L			1	0.447	02/10/25 14:52	PACE	904.0 903.0

Sample: IA04429-01 **Sampled:** 01/29/25 14:10
Name: XPW01 **Received:** 01/29/25 17:00
Matrix: Ground Water - Grab

Parameter	Result	Unit	Qualifier	Prepared	Dilution	MRL	Analyzed	Analyst	Method
Miscellaneous - Pace Analytical - Mt Juliet, Tn									
Rad 226 and 228-Subcontract	1.85	pCi/L			1	0.553	02/13/25 13:10	PACE	904.0 903.0

Pace Analytical Services, LLC
2231 W. Altorfer Drive
Peoria, IL 61615
(800)752-6651

ANALYTICAL RESULTS

Sample: IA04429-02 **Sampled:** 01/29/25 14:35
Name: EB #2 **Received:** 01/29/25 17:00
Matrix: DI Water - Equipment Blank

Parameter	Result	Unit	Qualifier	Prepared	Dilution	MRL	Analyzed	Analyst	Method
Miscellaneous - Pace Analytical - Mt Juliet, Tn									
Rad 226 and 228-Subcontract	0.395 U	pCi/L			1	0.989	02/13/25 13:10	PACE	904.0 903.0

Sample: IA04429-03 **Sampled:** 01/29/25 12:59
Name: BA03 **Received:** 01/29/25 17:00
Matrix: Ground Water - Grab

Parameter	Result	Unit	Qualifier	Prepared	Dilution	MRL	Analyzed	Analyst	Method
Miscellaneous - Pace Analytical - Mt Juliet, Tn									
Rad 226 and 228-Subcontract	0.659	pCi/L			1	0.514	02/13/25 13:10	PACE	904.0 903.0

Sample: IA04429-04 **Sampled:** 01/29/25 13:41
Name: BA03L **Received:** 01/29/25 17:00
Matrix: Ground Water - Grab

Parameter	Result	Unit	Qualifier	Prepared	Dilution	MRL	Analyzed	Analyst	Method
Miscellaneous - Pace Analytical - Mt Juliet, Tn									
Rad 226 and 228-Subcontract	0.76	pCi/L			1	0.611	02/13/25 13:10	PACE	904.0 903.0

Sample: IA04429-05 **Sampled:** 01/29/25 15:00
Name: BA04 **Received:** 01/29/25 17:00
Matrix: Ground Water - Grab

Parameter	Result	Unit	Qualifier	Prepared	Dilution	MRL	Analyzed	Analyst	Method
Miscellaneous - Pace Analytical - Mt Juliet, Tn									
Rad 226 and 228-Subcontract	0.310 J	pCi/L			1	0.586	02/13/25 13:10	PACE	904.0 903.0

Pace Analytical Services, LLC
2231 W. Altorfer Drive
Peoria, IL 61615
(800)752-6651

ANALYTICAL RESULTS

Sample: IA04618-01 **Sampled:** 01/30/25 10:45
Name: G54S **Received:** 01/30/25 14:17
Matrix: Ground Water - Grab

Parameter	Result	Unit	Qualifier	Prepared	Dilution	MRL	Analyzed	Analyst	Method
Miscellaneous - Pace Analytical - Mt Juliet, Tn									
Rad 226 and 228-Subcontract	0.469 J	pCi/L			1	0.511	02/13/25 13:10	PACE	904.0 903.0

Sample: IA04618-02 **Sampled:** 01/30/25 12:15
Name: G60S **Received:** 01/30/25 14:17
Matrix: Ground Water - Grab

Parameter	Result	Unit	Qualifier	Prepared	Dilution	MRL	Analyzed	Analyst	Method
Miscellaneous - Pace Analytical - Mt Juliet, Tn									
Rad 226 and 228-Subcontract	1.22	pCi/L			1	1.15	02/13/25 13:10	PACE	904.0 903.0

Sample: IA04618-03 **Sampled:** 01/30/25 13:23
Name: G60L **Received:** 01/30/25 14:17
Matrix: Ground Water - Grab

Parameter	Result	Unit	Qualifier	Prepared	Dilution	MRL	Analyzed	Analyst	Method
Miscellaneous - Pace Analytical - Mt Juliet, Tn									
Rad 226 and 228-Subcontract	0.936 J	pCi/L			1	1.23	02/13/25 13:10	PACE	904.0 903.0

Sample: IA04618-04 **Sampled:** 01/30/25 13:23
Name: Field Blank **Received:** 01/30/25 14:17
Matrix: Ground Water - Grab

Parameter	Result	Unit	Qualifier	Prepared	Dilution	MRL	Analyzed	Analyst	Method
Miscellaneous - Pace Analytical - Mt Juliet, Tn									
Rad 226 and 228-Subcontract	0.448 U	pCi/L			1	0.533	02/13/25 13:10	PACE	904.0 903.0

Pace Analytical Services, LLC
2231 W. Altorfer Drive
Peoria, IL 61615
(800)752-6651

QC SAMPLE RESULTS

Parameter	Result	Unit	Qual	Spike Level	Source Result	%REC	%REC Limits	RPD	RPD Limit

Pace Analytical Services, LLC
2231 W. Altorfer Drive
Peoria, IL 61615
(800)752-6651

NOTES

Specifications regarding method revisions, method modifications, and calculations used for analysis are available upon request. Please contact your project manager.

* Not a TNI accredited analyte

Certifications

CHI - McHenry, IL - 4314-A W. Crystal Lake Road, McHenry, IL 60050
TNI Accreditation for Drinking Water and Wastewater Fields of Testing through IL EPA Accreditation No. 100279
Illinois Department of Public Health Bacterial Analysis in Drinking Water Approved Laboratory Registry No. 17556

PIA - Peoria, IL - 2231 W. Altorfer Drive, Peoria, IL 61615
TNI Accreditation for Drinking Water, Wastewater, Solid and Hazardous Material Fields of Testing through IL EPA Accreditation No. 100230
Illinois Department of Public Health Bacterial Analysis in Drinking Water Approved Laboratory Registry No. 17553
Drinking Water Certifications/Accreditations: Iowa (240); Kansas (E-10338); Missouri (870)
Wastewater Certifications/Accreditations: Arkansas (88-0677); Iowa (240); Kansas (E-10338)
Solid and Hazardous Material Certifications/Accreditations: Arkansas (88-0677); Iowa (240); Kansas (E-10338)

SPMO - Springfield, MO - 1805 W Sunset Street, Springfield, MO 65807
USEPA DMR-QA Program

STL - Hazelwood, MO - 944 Anglum Rd, Hazelwood, MO 63042
TNI Accreditation for Wastewater, Solid and Hazardous Material Fields of Testing through KS KDHE Certification No. E-10389
TNI Accreditation for Wastewater, Solid and Hazardous Material Fields of Testing through IL EPA Accreditation No. - 200080
Illinois Department of Public Health Bacterial Analysis in Drinking Water Approved Laboratory, Registry No. 171050
Missouri Department of Natural Resources - Certificate of Approval for Microbiological Laboratory Service - No. 1050

Certified by: Diane Billings, Project Manager

ANALYTICAL REPORT

January 29, 2025

1 Cp
2 Tc
3 Ss
4 Cn
5 Sr
6 Qc
7 Gl
8 Al
9 Sc

Pace IR - Peoria, IL

Sample Delivery Group:	L1816826
Samples Received:	01/14/2025
Project Number:	IA01457
Description:	
Site:	01
Report To:	Diane Billings 2231 W. Altorfer Drive Peoria, IL 61615

Entire Report Reviewed By:

Stephanie M Coble
Project Manager

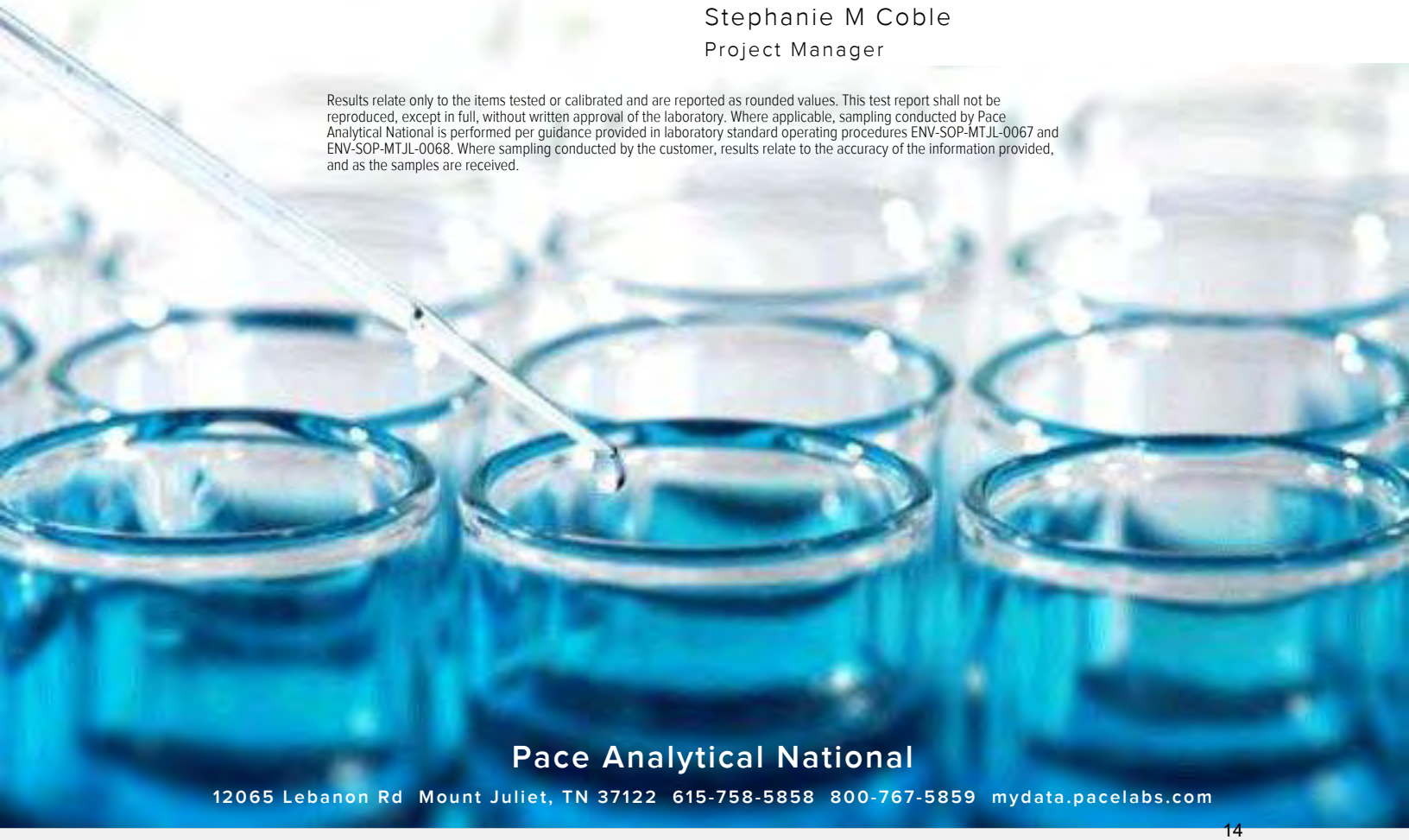

Pace Analytical National
12065 Lebanon Rd Mount Juliet, TN 37122 615-758-5858 800-767-5859 mydata.pacelabs.com

TABLE OF CONTENTS

Cp: Cover Page 1
Tc: Table of Contents 2
Ss: Sample Summary 3
Cn: Case Narrative 4
Sr: Sample Results 5
IA01457-01 L1816826-01 5
IA01457-02 L1816826-02 6
IA01457-03 L1816826-03 7
IA01457-04 L1816826-04 8
IA01457-05 L1816826-05 9
Qc: Quality Control Summary 10
Radiochemistry by Method 904/9320 10
Radiochemistry by Method SM7500Ra B M 11
Gl: Glossary of Terms 12
Al: Accreditations & Locations 13
Sc: Sample Chain of Custody 14

SAMPLE SUMMARY

IA01457-01 L1816826-01 Non-Potable Water

Collected by	Collected date/time	Received date/time
	01/09/25 15:56	01/14/25 09:30

Method	Batch	Dilution	Preparation date/time	Analysis date/time	Analyst	Location
Radiochemistry by Method 904/9320	WG2433908	1	01/16/25 10:40	01/20/25 18:28	DDD	Mt. Juliet, TN
Radiochemistry by Method Calculation	WG2434298	1	01/16/25 10:02	01/20/25 18:28	ZRG	Mt. Juliet, TN
Radiochemistry by Method SM7500Ra B M	WG2434298	1	01/16/25 10:02	01/16/25 16:52	ZRG	Mt. Juliet, TN

IA01457-02 L1816826-02 Non-Potable Water

Collected by	Collected date/time	Received date/time
	01/09/25 10:32	01/14/25 09:30

Method	Batch	Dilution	Preparation date/time	Analysis date/time	Analyst	Location
Radiochemistry by Method 904/9320	WG2433908	1	01/16/25 10:40	01/20/25 18:28	DDD	Mt. Juliet, TN
Radiochemistry by Method Calculation	WG2434298	1	01/16/25 10:02	01/20/25 18:28	ZRG	Mt. Juliet, TN
Radiochemistry by Method SM7500Ra B M	WG2434298	1	01/16/25 10:02	01/20/25 09:46	ZRG	Mt. Juliet, TN

IA01457-03 L1816826-03 Non-Potable Water

Collected by	Collected date/time	Received date/time
	01/09/25 11:20	01/14/25 09:30

Method	Batch	Dilution	Preparation date/time	Analysis date/time	Analyst	Location
Radiochemistry by Method 904/9320	WG2433908	1	01/16/25 10:40	01/20/25 18:28	DDD	Mt. Juliet, TN
Radiochemistry by Method Calculation	WG2434298	1	01/16/25 10:02	01/20/25 18:28	ZRG	Mt. Juliet, TN
Radiochemistry by Method SM7500Ra B M	WG2434298	1	01/16/25 10:02	01/20/25 09:46	ZRG	Mt. Juliet, TN

IA01457-04 L1816826-04 Non-Potable Water

Collected by	Collected date/time	Received date/time
	01/09/25 13:15	01/14/25 09:30

Method	Batch	Dilution	Preparation date/time	Analysis date/time	Analyst	Location
Radiochemistry by Method 904/9320	WG2433908	1	01/16/25 10:40	01/20/25 18:28	DDD	Mt. Juliet, TN
Radiochemistry by Method Calculation	WG2434298	1	01/16/25 10:02	01/20/25 18:28	ZRG	Mt. Juliet, TN
Radiochemistry by Method SM7500Ra B M	WG2434298	1	01/16/25 10:02	01/16/25 16:52	ZRG	Mt. Juliet, TN

IA01457-05 L1816826-05 Non-Potable Water

Collected by	Collected date/time	Received date/time
	01/09/25 12:10	01/14/25 09:30

Method	Batch	Dilution	Preparation date/time	Analysis date/time	Analyst	Location
Radiochemistry by Method 904/9320	WG2433908	1	01/16/25 10:40	01/20/25 18:28	DDD	Mt. Juliet, TN
Radiochemistry by Method Calculation	WG2434298	1	01/16/25 10:02	01/20/25 18:28	ZRG	Mt. Juliet, TN
Radiochemistry by Method SM7500Ra B M	WG2434298	1	01/16/25 10:02	01/20/25 09:46	ZRG	Mt. Juliet, TN

CASE NARRATIVE

All sample aliquots were received at the correct temperature, in the proper containers, with the appropriate preservatives, and within method specified holding times, unless qualified or notated within the report. Where applicable, all MDL (LOD) and RDL (LOQ) values reported for environmental samples have been corrected for the dilution factor used in the analysis. All radiochemical sample results for solids are reported on a dry weight basis with the exception of tritium, carbon-14 and radon, unless wet weight was requested by the client. All Method and Batch Quality Control are within established criteria except where addressed in this case narrative, a non-conformance form or properly qualified within the sample results. By my digital signature below, I affirm to the best of my knowledge, all problems/anomalies observed by the laboratory as having the potential to affect the quality of the data have been identified by the laboratory, and no information or data have been knowingly withheld that would affect the quality of the data.

Stephanie M Coble
Project Manager

Radiochemistry by Method 904/9320

Analyte	Result pCi/l	Qualifier	2 sigma CE + / -	TPU + / -	MDA pCi/l	Lc pCi/l	Analysis Date date / time	Batch
RADIUM-228	0.275	U	0.392	0.693	0.699	0.366	01/20/2025 18:28	WG2433908
(T) Barium	*92.4*					*30.0-143*	*01/20/2025 18:28*	WG2433908
(T) Yttrium	*92.2*					*30.0-136*	*01/20/2025 18:28*	WG2433908

Radiochemistry by Method Calculation

Analyte	Result pCi/l	Qualifier	Uncertainty + / -	MDA pCi/l	Analysis Date date / time	Batch
Combined Radium	0.571	J	0.440	0.716	01/20/2025 18:28	WG2434298

Radiochemistry by Method SM7500Ra B M

Analyte	Result pCi/l	Qualifier	2 sigma CE + / -	TPU + / -	MDA pCi/l	Lc pCi/l	Analysis Date date / time	Batch
RADIUM-226	0.297		0.200	0.359	0.156	0.0273	01/16/2025 16:52	WG2434298
(T) Barium-133	*101*					*30.0-143*	*01/16/2025 16:52*	WG2434298

Radiochemistry by Method 904/9320

Analyte	Result pCi/l	Qualifier	2 sigma CE + / -	TPU + / -	MDA pCi/l	Lc pCi/l	Analysis Date date / time	Batch
RADIUM-228	0.908		0.448	0.784	0.780	0.410	01/20/2025 18:28	WG2433908
(T) Barium	*71.9*					*30.0-143*	*01/20/2025 18:28*	WG2433908
(T) Yttrium	*99.4*					*30.0-136*	*01/20/2025 18:28*	WG2433908

Radiochemistry by Method Calculation

Analyte	Result pCi/l	Qualifier	Uncertainty + / -	MDA pCi/l	Analysis Date date / time	Batch
Combined Radium	1.24		0.525	0.842	01/20/2025 18:28	WG2434298

Radiochemistry by Method SM7500Ra B M

Analyte	Result pCi/l	Qualifier	2 sigma CE + / -	TPU + / -	MDA pCi/l	Lc pCi/l	Analysis Date date / time	Batch
RADIUM-226	0.333		0.273	0.534	0.318	0.0984	01/20/2025 09:46	WG2434298
(T) Barium-133	*108*					*30.0-143*	*01/20/2025 09:46*	WG2434298

ATTACHMENT B.
845 QUARTERLY REPORT - QUARTER 1, 2025
DUCK CREEK POWER PLANT, BOTTOM ASH BASIN
DC-845-205

Radiochemistry by Method 904/9320

Analyte	Result pCi/l	Qualifier	2 sigma CE + / -	TPU + / -	MDA pCi/l	Lc pCi/l	Analysis Date date / time	Batch
RADIUM-228	1.78		0.422	0.759	0.702	0.371	01/20/2025 18:28	WG2433908
(T) Barium	*79.2*					*30.0-143*	*01/20/2025 18:28*	WG2433908
(T) Yttrium	*85.4*					*30.0-136*	*01/20/2025 18:28*	WG2433908

Radiochemistry by Method Calculation

Analyte	Result pCi/l	Qualifier	Uncertainty + / -	MDA pCi/l	Analysis Date date / time	Batch
Combined Radium	2.13		0.540	0.827	01/20/2025 18:28	WG2434298

Radiochemistry by Method SM7500Ra B M

Analyte	Result pCi/l	Qualifier	2 sigma CE + / -	TPU + / -	MDA pCi/l	Lc pCi/l	Analysis Date date / time	Batch
RADIUM-226	0.344	J	0.337	0.526	0.438	0.155	01/20/2025 09:46	WG2434298
(T) Barium-133	*91.8*					*30.0-143*	*01/20/2025 09:46*	WG2434298

Radiochemistry by Method 904/9320

Analyte	Result pCi/l	Qualifier	2 sigma CE + / -	TPU + / -	MDA pCi/l	Lc pCi/l	Analysis Date date / time	Batch
RADIUM-228	1.39		0.515	0.854	0.888	0.466	01/20/2025 18:28	WG2433908
(T) Barium	*74.2*					*30.0-143*	*01/20/2025 18:28*	WG2433908
(T) Yttrium	*92.5*					*30.0-136*	*01/20/2025 18:28*	WG2433908

Radiochemistry by Method Calculation

Analyte	Result pCi/l	Qualifier	Uncertainty + / -	MDA pCi/l	Analysis Date date / time	Batch
Combined Radium	1.47		0.530	0.909	01/20/2025 18:28	WG2434298

Radiochemistry by Method SM7500Ra B M

Analyte	Result pCi/l	Qualifier	2 sigma CE + / -	TPU + / -	MDA pCi/l	Lc pCi/l	Analysis Date date / time	Batch
RADIUM-226	0.0805	J	0.125	0.208	0.194	0.0470	01/16/2025 16:52	WG2434298
(T) Barium-133	*99.9*					*30.0-143*	*01/16/2025 16:52*	WG2434298

Radiochemistry by Method 904/9320

Analyte	Result pCi/l	Qualifier	2 sigma CE + / -	TPU + / -	MDA pCi/l	Lc pCi/l	Analysis Date date / time	Batch
RADIUM-228	2.10		0.853	1.42	1.48	0.773	01/20/2025 18:28	WG2433908
(T) Barium	*74.0*					*30.0-143*	*01/20/2025 18:28*	WG2433908
(T) Yttrium	*91.7*					*30.0-136*	*01/20/2025 18:28*	WG2433908

Radiochemistry by Method Calculation

Analyte	Result pCi/l	Qualifier	Uncertainty + / -	MDA pCi/l	Analysis Date date / time	Batch
Combined Radium	2.23		0.881	1.52	01/20/2025 18:28	WG2434298

Radiochemistry by Method SM7500Ra B M

Analyte	Result pCi/l	Qualifier	2 sigma CE + / -	TPU + / -	MDA pCi/l	Lc pCi/l	Analysis Date date / time	Batch
RADIUM-226	0.130	J	0.220	0.306	0.338	0.112	01/20/2025 09:46	WG2434298
(T) Barium-133	*107*					*30.0-143*	*01/20/2025 09:46*	WG2434298

QUALITY CONTROL SUMMARY

L1816826-01,02,03,04,05

Method Blank (MB)

(MB) R4168642-1 01/20/25 18:28

Analyte	MB Result pCi/l	MB Qualifier	MB 2 sigma CE + / -	MB MDA pCi/l	MB Lc pCi/l
Radium-228	0.178	J	0.175	0.311	0.164
(T) Barium	*90.7*		*90.7*		
(T) Yttrium	*88.0*		*88.0*		

L1817270-01 Original Sample (OS) • Duplicate (DUP)

(OS) L1817270-01 01/20/25 18:28 • (DUP) R4168642-5 01/20/25 18:28

Analyte	Original Result pCi/l	Original 2 sigma CE + / -	Original MDA pCi/l	Original Lc pCi/l	DUP Result pCi/l	DUP 2 sigma CE + / -	DUP MDA pCi/l	DUP Lc pCi/l	DUP RPD %	DUP RER	DUP Qualifier	DUP RPD Limits %	DUP RER Limit
Radium-228	2.65	0.465	0.762	0.398	2.03	0.742	1.28	0.666	26.5	0.706		20	3
(T) Barium	*88.1*				*92.9*	*92.9*							
(T) Yttrium	*96.3*				*88.6*	*88.6*							

Laboratory Control Sample (LCS)

(LCS) R4168642-2 01/20/25 18:28

Analyte	Spike Amount pCi/l	LCS Result pCi/l	LCS Rec. %	Rec. Limits %	LCS Qualifier
Radium-228	5.00	5.83	117	80.0-120	
(T) Barium			*95.3*		
(T) Yttrium			*88.6*		

L1816826-04 Original Sample (OS) • Matrix Spike (MS) • Matrix Spike Duplicate (MSD)

(OS) L1816826-04 01/20/25 18:28 • (MS) R4168642-3 01/20/25 18:28 • (MSD) R4168642-4 01/20/25 18:28

Analyte	Spike Amount pCi/l	Original Result pCi/l	MS Result pCi/l	MSD Result pCi/l	MS Rec. %	MSD Rec. %	Dilution	Rec. Limits %	MS Qualifier	MSD Qualifier	RPD %	MS RER	RPD Limits %
Radium-228	16.7	1.39	21.6	21.8	121	122	1	70.0-130			0.829		20
(T) Barium		*74.2*			*69.2*	*90.7*							
(T) Yttrium		*92.5*			*89.3*	*82.6*							

QUALITY CONTROL SUMMARY

L1816826-01,02,03,04,05

Method Blank (MB)

(MB) R4169308-1 01/16/25 16:52

Analyte	MB Result pCi/l	MB Qualifier	MB 2 sigma CE + / -	MB MDA pCi/l	MB Lc pCi/l
Radium-226	-0.00391	U	0.0171	0.0390	0.0137
(T) Barium-133	*96.1*		*96.1*		

L1816826-04 Original Sample (OS) • Duplicate (DUP)

(OS) L1816826-04 01/16/25 16:52 • (DUP) R4169308-5 01/16/25 16:52

Analyte	Original Result pCi/l	Original 2 sigma CE + / -	Original MDA pCi/l	Original Lc pCi/l	DUP Result pCi/l	DUP 2 sigma CE + / -	DUP MDA pCi/l	DUP Lc pCi/l	DUP RPD %	DUP RER	DUP Qualifier	DUP RPD Limits %	DUP RER Limit
Radium-226	0.0805	0.125	0.194	0.0470	-0.0465	0.177	0.351	0.126	200	0.586	U	20	3
(T) Barium-133	*99.9*				*101*	*101*							

Laboratory Control Sample (LCS)

(LCS) R4169308-2 01/16/25 16:52

Analyte	Spike Amount pCi/l	LCS Result pCi/l	LCS Rec. %	Rec. Limits %	LCS Qualifier
Radium-226	5.00	5.03	101	80.0-120	
(T) Barium-133			*102*		

L1816826-01 Original Sample (OS) • Matrix Spike (MS) • Matrix Spike Duplicate (MSD)

(OS) L1816826-01 01/16/25 16:52 • (MS) R4169308-3 01/16/25 16:52 • (MSD) R4169308-4 01/16/25 16:52

Analyte	Spike Amount pCi/l	Original Result pCi/l	MS Result pCi/l	MSD Result pCi/l	MS Rec. %	MSD Rec. %	Dilution	Rec. Limits %	MS Qualifier	MSD Qualifier	RPD %	MS RER	RPD Limits %
Radium-226	20.0	0.297	16.7	15.6	81.8	76.4	1	75.0-125			6.70		20
(T) Barium-133		*101*			*97.2*	*95.7*							

GLOSSARY OF TERMS

Guide to Reading and Understanding Your Laboratory Report

The information below is designed to better explain the various terms used in your report of analytical results from the Laboratory. This is not intended as a comprehensive explanation, and if you have additional questions please contact your project representative.

Results Disclaimer - Information that may be provided by the customer, and contained within this report, include Permit Limits, Project Name, Sample ID, Sample Matrix, Sample Preservation, Field Blanks, Field Spikes, Field Duplicates, On-Site Data, Sampling Collection Dates/Times, and Sampling Location. Results relate to the accuracy of this information provided, and as the samples are received.

Abbreviations and Definitions

MDA	Minimum Detectable Activity.
Rec.	Recovery.
RER	Replicate Error Ratio.
RPD	Relative Percent Difference.
SDG	Sample Delivery Group.
(T)	Tracer - A radioisotope of known concentration added to a solution of chemically equivalent radioisotopes at a known concentration to assist in monitoring the yield of the chemical separation.
Analyte	The name of the particular compound or analysis performed. Some Analyses and Methods will have multiple analytes reported.
Dilution	If the sample matrix contains an interfering material, the sample preparation volume or weight values differ from the standard, or if concentrations of analytes in the sample are higher than the highest limit of concentration that the laboratory can accurately report, the sample may be diluted for analysis. If a value different than 1 is used in this field, the result reported has already been corrected for this factor.
Limits	These are the target % recovery ranges or % difference value that the laboratory has historically determined as normal for the method and analyte being reported. Successful QC Sample analysis will target all analytes recovered or duplicated within these ranges.
Original Sample	The non-spiked sample in the prep batch used to determine the Relative Percent Difference (RPD) from a quality control sample. The Original Sample may not be included within the reported SDG.
Qualifier	This column provides a letter and/or number designation that corresponds to additional information concerning the result reported. If a Qualifier is present, a definition per Qualifier is provided within the Glossary and Definitions page and potentially a discussion of possible implications of the Qualifier in the Case Narrative if applicable.
Result	The actual analytical final result (corrected for any sample specific characteristics) reported for your sample. If there was no measurable result returned for a specific analyte, the result in this column may state “ND” (Not Detected) or “BDL” (Below Detectable Levels). The information in the results column should always be accompanied by either an MDL (Method Detection Limit) or RDL (Reporting Detection Limit) that defines the lowest value that the laboratory could detect or report for this analyte.
Uncertainty (Radiochemistry)	Confidence level of 2 sigma.
Case Narrative (Cn)	A brief discussion about the included sample results, including a discussion of any non-conformances to protocol observed either at sample receipt by the laboratory from the field or during the analytical process. If present, there will be a section in the Case Narrative to discuss the meaning of any data qualifiers used in the report.
Quality Control Summary (Qc)	This section of the report includes the results of the laboratory quality control analyses required by procedure or analytical methods to assist in evaluating the validity of the results reported for your samples. These analyses are not being performed on your samples typically, but on laboratory generated material.
Sample Chain of Custody (Sc)	This is the document created in the field when your samples were initially collected. This is used to verify the time and date of collection, the person collecting the samples, and the analyses that the laboratory is requested to perform. This chain of custody also documents all persons (excluding commercial shippers) that have had control or possession of the samples from the time of collection until delivery to the laboratory for analysis.
Sample Results (Sr)	This section of your report will provide the results of all testing performed on your samples. These results are provided by sample ID and are separated by the analyses performed on each sample. The header line of each analysis section for each sample will provide the name and method number for the analysis reported.
Sample Summary (Ss)	This section of the Analytical Report defines the specific analyses performed for each sample ID, including the dates and times of preparation and/or analysis.

Qualifier	Description
J	The identification of the analyte is acceptable; the reported value is an estimate.
U	Below Detectable Limits: Indicates that the analyte was not detected.

ACCREDITATIONS & LOCATIONS

Pace Analytical National 12065 Lebanon Rd Mount Juliet, TN 37122

Alabama	40660	Nebraska	NE-OS-15-05
Alaska	17-026	Nevada	TN000032021-1
Arizona	AZ0612	New Hampshire	2975
Arkansas	88-0469	New Jersey–NELAP	TN002
California	2932	New Mexico [1]	TN00003
Colorado	TN00003	New York	11742
Connecticut	PH-0197	North Carolina	Env375
Florida	E87487	North Carolina [1]	DW21704
Georgia	NELAP	North Carolina [3]	41
Georgia [1]	923	North Dakota	R-140
Idaho	TN00003	Ohio–VAP	CL0069
Illinois	200008	Oklahoma	9915
Indiana	C-TN-01	Oregon	TN200002
Iowa	364	Pennsylvania	68-02979
Kansas	E-10277	Rhode Island	LAO000356
Kentucky [1 6]	KY90010	South Carolina	84004002
Kentucky [2]	16	South Dakota	n/a
Louisiana	AI30792	Tennessee [1 4]	2006
Louisiana	LA018	Texas	T104704245-20-18
Maine	TN00003	Texas [5]	LAB0152
Maryland	324	Utah	TN000032021-11
Massachusetts	M-TN003	Vermont	VT2006
Michigan	9958	Virginia	110033
Minnesota	047-999-395	Washington	C847
Mississippi	TN00003	West Virginia	233
Missouri	340	Wisconsin	998093910
Montana	CERT0086	Wyoming	A2LA
A2LA – ISO 17025	1461.01	AIHA-LAP,LLC EMLAP	100789
A2LA – ISO 17025 [5]	1461.02	DOD	1461.01
Canada	1461.01	USDA	P330-15-00234
EPA–Crypto	TN00003		

[1] Drinking Water [2] Underground Storage Tanks [3] Aquatic Toxicity [4] Chemical/Microbiological [5] Mold [6] Wastewater n/a Accreditation not applicable

* Not all certifications held by the laboratory are applicable to the results reported in the attached report.

* Accreditation is only applicable to the test methods specified on each scope of accreditation held by Pace Analytical.

SUBCONTRACT ORDER
Transfer Chain of Custody

Pace Analytical Services, LLC

IA01457

27

SENDING LABORATORY

PDC Laboratories, Inc.
2231 W Altorfer Dr
Peoria, IL 61615
(800) 752-6651

RECEIVING LABORATORY

Pace Analytical - Mt Juliet, Tn
12065 Lebanon Rd
Mt Juliet, TN 37122
(615) 758-5858

L1816826

Sample: IA01457-01
Name: G64S

Sampled: 01/09/25 15:56
Matrix: Ground Water
Preservative: HNO3, pH <2

-01

Analysis	Due	Expires	Comments
01-Radium 226/228 combined	01/22/25 16:00	07/08/25 15:56	10 Day TAT Required

Sample: IA01457-02
Name: OM100D

Sampled: 01/09/25 10:32
Matrix: Ground Water
Preservative: HNO3, pH <2

-02

Analysis	Due	Expires	Comments
01-Radium 226/228 combined	01/22/25 16:00	07/08/25 10:32	10 Day TAT Required

Sample: IA01457-03
Name: OM100S

Sampled: 01/09/25 11:20
Matrix: Ground Water
Preservative: HNO3, pH <2

-03

Analysis	Due	Expires	Comments
01-Radium 226/228 combined	01/22/25 16:00	07/08/25 11:20	10 Day TAT Required

Sample: IA01457-04
Name: OM101D

Sampled: 01/09/25 13:15
Matrix: Ground Water
Preservative: HNO3, pH <2

-04

Analysis	Due	Expires	Comments
01-Radium 226/228 combined	01/22/25 16:00	07/08/25 13:15	10 Day TAT Required

Sample: IA01457-05
Name: OM17D

Sampled: 01/09/25 12:10
Matrix: Ground Water
Preservative: HNO3, pH <2

-05

Analysis	Due	Expires	Comments
01-Radium 226/228 combined	01/22/25 16:00	07/08/25 12:10	10 Day TAT Required

SUBCONTRACT ORDER
Transfer Chain of Custody

Pace Analytical Services, LLC

IA01457

L81168260

28

Tracking: 1713 8988 7228 PH: ≤2

J088

Sample Receipt Checklist

COC Seal Present/Intact:	✓Y__N	If Applicable	
COC Signed/Accurate:	✓Y__N	VOA Zero Headspace:	__Y__N
Bottles arrive intact:	✓Y__N	Pres. Correct/Check:	✓Y__N
Correct bottles used:	✓Y__N	TLA9 10.9+0=10.9	
Sufficient volume sent:	✓Y__N		
If Screen <0.5 mR/hr:	✓Y__N	Bottle count. 5	

Please email results to Diane Billings at diane.billings@pacelabs.com

Date Shipped: 1/13/25 Total # of Containers: 5 Sample Origin (State): IL PO #: _____

Turn-Around Time Requested ☐ NORMAL ☐ RUSH Date Results Needed: _____

Relinquished By	Date/Time	Received By	Date/Time
[signature]	1/13/25 0925	[signature]	1/14/25 0930
Relinquished By	Date/Time	Received By	Date/Time

Sample Temperature Upon Receipt	____ °C
Sample(s) Received on Ice	Y or N
Proper Bottles Received in Good Condition	Y or N
Bottles Filled with Adequate Volume	Y or N
Samples Received Within Hold Time	Y or N
Date/Time Taken From Sample Bottle	Y or N

ANALYTICAL REPORT

January 30, 2025

1 Cp
2 Tc
3 Ss
4 Cn
5 Sr
6 Qc
7 Gl
8 Al
9 Sc

Pace IR - Peoria, IL

Sample Delivery Group:	L1818228
Samples Received:	01/17/2025
Project Number:	IA02032
Description:	
Report To:	Diane Billings 2231 W. Altorfer Drive Peoria, IL 61615

Entire Report Reviewed By:

Ashley N Pullium
Project Manager

Results relate only to the items tested or calibrated and are reported as rounded values. This test report shall not be reproduced, except in full, without written approval of the laboratory. Where applicable, sampling conducted by Pace Analytical National is performed per guidance provided in laboratory standard operating procedures ENV-SOP-MTJL-0067 and ENV-SOP-MTJL-0068. Where sampling conducted by the customer, results relate to the accuracy of the information provided, and as the samples are received.

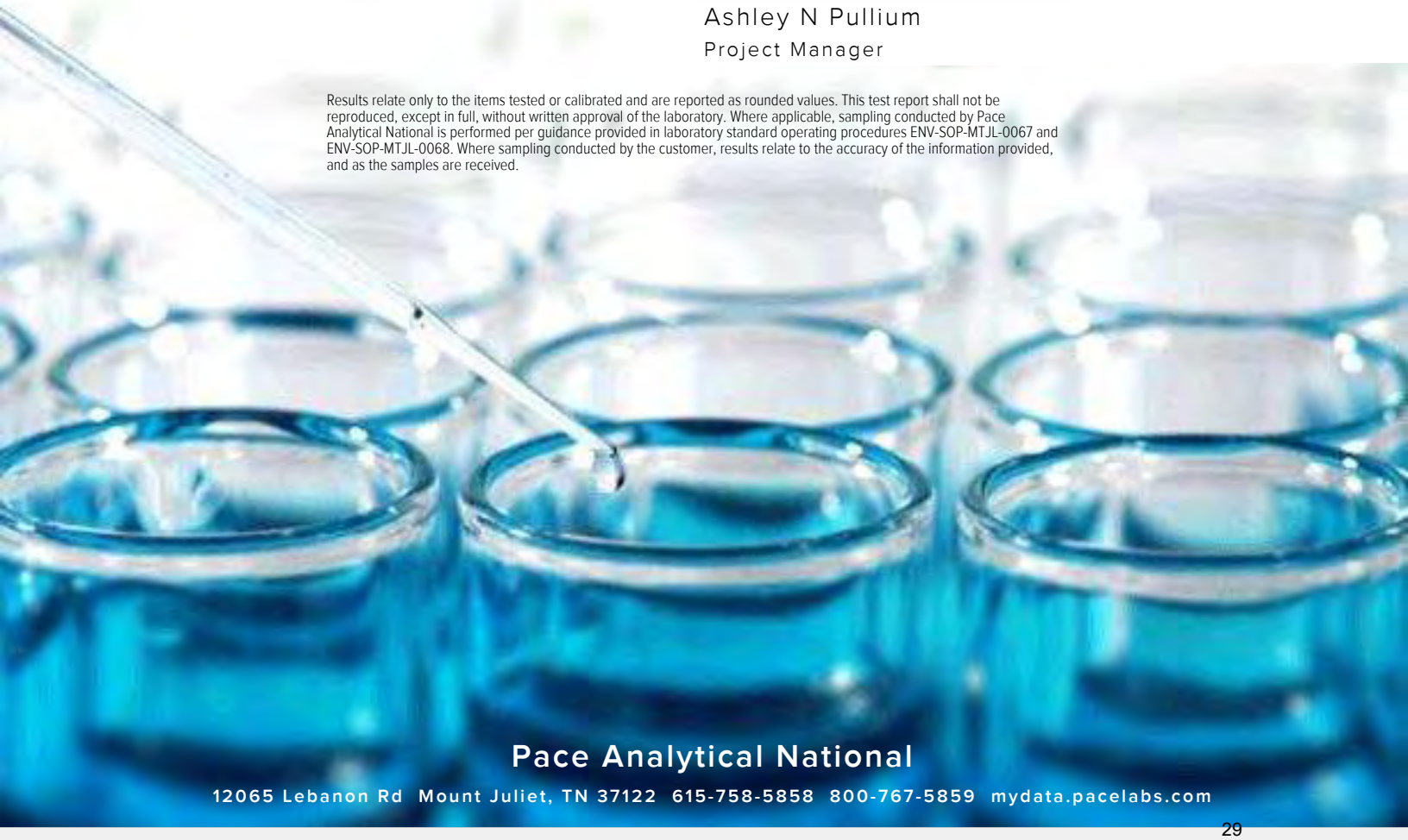

Pace Analytical National
12065 Lebanon Rd Mount Juliet, TN 37122 615-758-5858 800-767-5859 mydata.pacelabs.com

TABLE OF CONTENTS

Cp: Cover Page 1
Tc: Table of Contents 2
Ss: Sample Summary 3
Cn: Case Narrative 4
Sr: Sample Results 5
IA02032-01 L1818228-01 5
IA02032-02 L1818228-02 6
IA02032-03 L1818228-03 7
Qc: Quality Control Summary 8
Radiochemistry by Method 904/9320 8
Radiochemistry by Method SM7500Ra B M 9
Gl: Glossary of Terms 10
Al: Accreditations & Locations 11
Sc: Sample Chain of Custody 12

SAMPLE SUMMARY

IA02032-01 L1818228-01 Non-Potable Water

Collected by	Collected date/time	Received date/time
	01/13/25 16:20	01/17/25 09:00

Method	Batch	Dilution	Preparation date/time	Analysis date/time	Analyst	Location
Radiochemistry by Method 904/9320	WG2436311	1	01/20/25 16:16	01/27/25 18:18	DDD	Mt. Juliet, TN
Radiochemistry by Method Calculation	WG2436773	1	01/21/25 12:37	01/27/25 18:18	DDD	Mt. Juliet, TN
Radiochemistry by Method SM7500Ra B M	WG2436773	1	01/21/25 12:37	01/23/25 18:56	ZRG	Mt. Juliet, TN

IA02032-02 L1818228-02 Non-Potable Water

Collected by	Collected date/time	Received date/time
	01/13/25 16:20	01/17/25 09:00

Method	Batch	Dilution	Preparation date/time	Analysis date/time	Analyst	Location
Radiochemistry by Method 904/9320	WG2436311	1	01/20/25 16:16	01/27/25 18:18	DDD	Mt. Juliet, TN
Radiochemistry by Method Calculation	WG2436773	1	01/21/25 12:37	01/27/25 18:18	DDD	Mt. Juliet, TN
Radiochemistry by Method SM7500Ra B M	WG2436773	1	01/21/25 12:37	01/23/25 18:56	ZRG	Mt. Juliet, TN

IA02032-03 L1818228-03 Non-Potable Water

Collected by	Collected date/time	Received date/time
	01/13/25 16:25	01/17/25 09:00

Method	Batch	Dilution	Preparation date/time	Analysis date/time	Analyst	Location
Radiochemistry by Method 904/9320	WG2436311	1	01/20/25 16:16	01/27/25 18:18	DDD	Mt. Juliet, TN
Radiochemistry by Method Calculation	WG2436773	1	01/21/25 12:37	01/27/25 18:18	DDD	Mt. Juliet, TN
Radiochemistry by Method SM7500Ra B M	WG2436773	1	01/21/25 12:37	01/23/25 18:56	ZRG	Mt. Juliet, TN

CASE NARRATIVE

All sample aliquots were received at the correct temperature, in the proper containers, with the appropriate preservatives, and within method specified holding times, unless qualified or notated within the report. Where applicable, all MDL (LOD) and RDL (LOQ) values reported for environmental samples have been corrected for the dilution factor used in the analysis. All radiochemical sample results for solids are reported on a dry weight basis with the exception of tritium, carbon-14 and radon, unless wet weight was requested by the client. All Method and Batch Quality Control are within established criteria except where addressed in this case narrative, a non-conformance form or properly qualified within the sample results. By my digital signature below, I affirm to the best of my knowledge, all problems/anomalies observed by the laboratory as having the potential to affect the quality of the data have been identified by the laboratory, and no information or data have been knowingly withheld that would affect the quality of the data.

Ashley N Pullium
Project Manager

ATTACHMENT B.
845 QUARTERLY REPORT - QUARTER 1, 2025
DUCK CREEK POWER PLANT, BOTTOM ASH BASIN
DC-845-205

Radiochemistry by Method 904/9320

Analyte	Result pCi/l	Qualifier	2 sigma CE + / -	TPU + / -	MDA pCi/l	Lc pCi/l	Analysis Date date / time	Batch
RADIUM-228	1.93		0.994	1.63	1.73	0.904	01/27/2025 18:18	WG2436311
(T) Barium	*95.8*					*30.0-143*	*01/27/2025 18:18*	WG2436311
(T) Yttrium	*60.7*					*30.0-136*	*01/27/2025 18:18*	WG2436311

Radiochemistry by Method Calculation

Analyte	Result pCi/l	Qualifier	Uncertainty + / -	MDA pCi/l	Analysis Date date / time	Batch
Combined Radium	2.87		1.08	1.76	01/27/2025 18:18	WG2436773

Radiochemistry by Method SM7500Ra B M

Analyte	Result pCi/l	Qualifier	2 sigma CE + / -	TPU + / -	MDA pCi/l	Lc pCi/l	Analysis Date date / time	Batch
RADIUM-226	0.942		0.412	0.983	0.318	0.220	01/23/2025 18:56	WG2436773
(T) Barium-133	*112*					*30.0-143*	*01/23/2025 18:56*	WG2436773

ATTACHMENT B.
845 QUARTERLY REPORT - QUARTER 1, 2025
DUCK CREEK POWER PLANT, BOTTOM ASH BASIN
DC-845-205

Radiochemistry by Method 904/9320

Analyte	Result pCi/l	Qualifier	2 sigma CE + / -	TPU + / -	MDA pCi/l	Lc pCi/l	Analysis Date date / time	Batch
RADIUM-228	-0.644	U	1.32	2.00	2.38	1.24	01/27/2025 18:18	WG2436311
(T) Barium	*77.8*					*30.0-143*	*01/27/2025 18:18*	WG2436311
(T) Yttrium	*61.1*					*30.0-136*	*01/27/2025 18:18*	WG2436311

Radiochemistry by Method Calculation

Analyte	Result pCi/l	Qualifier	Uncertainty + / -	MDA pCi/l	Analysis Date date / time	Batch
Combined Radium	0.355	U	1.36	2.41	01/27/2025 18:18	WG2436773

Radiochemistry by Method SM7500Ra B M

Analyte	Result pCi/l	Qualifier	2 sigma CE + / -	TPU + / -	MDA pCi/l	Lc pCi/l	Analysis Date date / time	Batch
RADIUM-226	0.355	J	0.319	0.556	0.403	0.261	01/23/2025 18:56	WG2436773
(T) Barium-133	*111*					*30.0-143*	*01/23/2025 18:56*	WG2436773

ATTACHMENT B.
845 QUARTERLY REPORT - QUARTER 1, 2025
DUCK CREEK POWER PLANT, BOTTOM ASH BASIN
DC-845-205

Radiochemistry by Method 904/9320

Analyte	Result pCi/l	Qualifier	2 sigma CE + / -	TPU + / -	MDA pCi/l	Lc pCi/l	Analysis Date date / time	Batch
RADIUM-228	0.652	J	0.512	0.862	0.901	0.471	01/27/2025 18:18	WG2436311
(T) Barium	*114*					*30.0-143*	*01/27/2025 18:18*	WG2436311
(T) Yttrium	*67.4*					*30.0-136*	*01/27/2025 18:18*	WG2436311

Radiochemistry by Method Calculation

Analyte	Result pCi/l	Qualifier	Uncertainty + / -	MDA pCi/l	Analysis Date date / time	Batch
Combined Radium	0.667	J	0.542	0.962	01/27/2025 18:18	WG2436773

Radiochemistry by Method SM7500Ra B M

Analyte	Result pCi/l	Qualifier	2 sigma CE + / -	TPU + / -	MDA pCi/l	Lc pCi/l	Analysis Date date / time	Batch
RADIUM-226	0.0153	U	0.178	0.220	0.338	0.227	01/23/2025 18:56	WG2436773
(T) Barium-133	*106*					*30.0-143*	*01/23/2025 18:56*	WG2436773

QUALITY CONTROL SUMMARY

L1818228-01,02,03

Method Blank (MB)

(MB) R4171569-1 01/27/25 18:18

Analyte	MB Result pCi/l	MB Qualifier	MB 2 sigma CE + / -	MB MDA pCi/l	MB Lc pCi/l
Radium-228	0.174	U	0.229	0.410	0.216
(T) Barium	*115*		*115*		
(T) Yttrium	*60.2*		*60.2*		

L1818469-07 Original Sample (OS) • Duplicate (DUP)

(OS) L1818469-07 01/27/25 18:18 • (DUP) R4171569-5 01/27/25 18:18

Analyte	Original Result pCi/l	Original 2 sigma CE + / -	Original MDA pCi/l	Original Lc pCi/l	DUP Result pCi/l	DUP 2 sigma CE + / -	DUP MDA pCi/l	DUP Lc pCi/l	DUP RPD %	DUP RER	DUP Qualifier	DUP RPD Limits %	DUP RER Limit
Radium-228	1.40	0.828	0.992	0.521	0.319	0.639	1.14	0.593	126	1.03	U	20	3
(T) Barium	*88.8*				*83.7*	*83.7*							
(T) Yttrium	*62.8*				*66.6*	*66.6*							

Laboratory Control Sample (LCS)

(LCS) R4171569-2 01/27/25 18:18

Analyte	Spike Amount pCi/l	LCS Result pCi/l	LCS Rec. %	Rec. Limits %	LCS Qualifier
Radium-228	5.00	5.53	111	80.0-120	
(T) Barium			*122*		
(T) Yttrium			*74.2*		

L1818231-06 Original Sample (OS) • Matrix Spike (MS) • Matrix Spike Duplicate (MSD)

(OS) L1818231-06 01/27/25 18:18 • (MS) R4171569-3 01/27/25 18:18 • (MSD) R4171569-4 01/27/25 18:18

Analyte	Spike Amount pCi/l	Original Result pCi/l	MS Result pCi/l	MSD Result pCi/l	MS Rec. %	MSD Rec. %	Dilution	Rec. Limits %	MS Qualifier	MSD Qualifier	RPD %	MS RER	RPD Limits %
Radium-228	16.7	2.05	20.5	22.0	111	120	1	70.0-130			6.96		20
(T) Barium		*93.4*			*98.6*	*104*							
(T) Yttrium		*66.5*			*71.1*	*64.0*							

Method Blank (MB)

(MB) R4170041-5 01/23/25 22:51

Analyte	MB Result pCi/l	MB Qualifier	MB 2 sigma CE + / -	MB MDA pCi/l	MB Lc pCi/l
Radium-226	0.0136	J	0.0163	0.0239	0.0171
(T) Barium-133	*103*		*103*		

L1818231-03 Original Sample (OS) • Duplicate (DUP)

(OS) L1818231-03 01/23/25 22:51 • (DUP) R4170041-4 01/23/25 18:56

Analyte	Original Result pCi/l	Original 2 sigma CE + / -	Original MDA pCi/l	Original Lc pCi/l	DUP Result pCi/l	DUP 2 sigma CE + / -	DUP MDA pCi/l	DUP Lc pCi/l	DUP RPD %	DUP RER	DUP Qualifier	DUP RPD Limits %	DUP RER Limit
Radium-226	0.0660	0.129	0.218	0.159	0.000	0.166	0.343	0.235	200	0.314	U	20	3
(T) Barium-133	*95.3*				*97.9*	*97.9*							

Laboratory Control Sample (LCS)

(LCS) R4170041-1 01/23/25 18:56

Analyte	Spike Amount pCi/l	LCS Result pCi/l	LCS Rec. %	Rec. Limits %	LCS Qualifier
Radium-226	5.00	5.70	114	80.0-120	
(T) Barium-133			*74.4*		

L1818231-07 Original Sample (OS) • Matrix Spike (MS) • Matrix Spike Duplicate (MSD)

(OS) L1818231-07 01/23/25 18:56 • (MS) R4170041-2 01/23/25 18:56 • (MSD) R4170041-3 01/23/25 18:56

Analyte	Spike Amount pCi/l	Original Result pCi/l	MS Result pCi/l	MSD Result pCi/l	MS Rec. %	MSD Rec. %	Dilution	Rec. Limits %	MS Qualifier	MSD Qualifier	RPD %	MS RER	RPD Limits %
Radium-226	20.0	0.0629	18.1	18.0	90.2	89.7	1	75.0-125			0.554		20
(T) Barium-133		*112*			*99.0*	*101*							

GLOSSARY OF TERMS

1 Cp
2 Tc
3 Ss
4 Cn
5 Sr
6 Qc
7 Gl
8 Al
9 Sc

Guide to Reading and Understanding Your Laboratory Report

The information below is designed to better explain the various terms used in your report of analytical results from the Laboratory. This is not intended as a comprehensive explanation, and if you have additional questions please contact your project representative.

Results Disclaimer - Information that may be provided by the customer, and contained within this report, include Permit Limits, Project Name, Sample ID, Sample Matrix, Sample Preservation, Field Blanks, Field Spikes, Field Duplicates, On-Site Data, Sampling Collection Dates/Times, and Sampling Location. Results relate to the accuracy of this information provided, and as the samples are received.

Abbreviations and Definitions

MDA	Minimum Detectable Activity.
Rec.	Recovery.
RER	Replicate Error Ratio.
RPD	Relative Percent Difference.
SDG	Sample Delivery Group.
(T)	Tracer - A radioisotope of known concentration added to a solution of chemically equivalent radioisotopes at a known concentration to assist in monitoring the yield of the chemical separation.
Analyte	The name of the particular compound or analysis performed. Some Analyses and Methods will have multiple analytes reported.
Dilution	If the sample matrix contains an interfering material, the sample preparation volume or weight values differ from the standard, or if concentrations of analytes in the sample are higher than the highest limit of concentration that the laboratory can accurately report, the sample may be diluted for analysis. If a value different than 1 is used in this field, the result reported has already been corrected for this factor.
Limits	These are the target % recovery ranges or % difference value that the laboratory has historically determined as normal for the method and analyte being reported. Successful QC Sample analysis will target all analytes recovered or duplicated within these ranges.
Original Sample	The non-spiked sample in the prep batch used to determine the Relative Percent Difference (RPD) from a quality control sample. The Original Sample may not be included within the reported SDG.
Qualifier	This column provides a letter and/or number designation that corresponds to additional information concerning the result reported. If a Qualifier is present, a definition per Qualifier is provided within the Glossary and Definitions page and potentially a discussion of possible implications of the Qualifier in the Case Narrative if applicable.
Result	The actual analytical final result (corrected for any sample specific characteristics) reported for your sample. If there was no measurable result returned for a specific analyte, the result in this column may state “ND” (Not Detected) or “BDL” (Below Detectable Levels). The information in the results column should always be accompanied by either an MDL (Method Detection Limit) or RDL (Reporting Detection Limit) that defines the lowest value that the laboratory could detect or report for this analyte.
Uncertainty (Radiochemistry)	Confidence level of 2 sigma.
Case Narrative (Cn)	A brief discussion about the included sample results, including a discussion of any non-conformances to protocol observed either at sample receipt by the laboratory from the field or during the analytical process. If present, there will be a section in the Case Narrative to discuss the meaning of any data qualifiers used in the report.
Quality Control Summary (Qc)	This section of the report includes the results of the laboratory quality control analyses required by procedure or analytical methods to assist in evaluating the validity of the results reported for your samples. These analyses are not being performed on your samples typically, but on laboratory generated material.
Sample Chain of Custody (Sc)	This is the document created in the field when your samples were initially collected. This is used to verify the time and date of collection, the person collecting the samples, and the analyses that the laboratory is requested to perform. This chain of custody also documents all persons (excluding commercial shippers) that have had control or possession of the samples from the time of collection until delivery to the laboratory for analysis.
Sample Results (Sr)	This section of your report will provide the results of all testing performed on your samples. These results are provided by sample ID and are separated by the analyses performed on each sample. The header line of each analysis section for each sample will provide the name and method number for the analysis reported.
Sample Summary (Ss)	This section of the Analytical Report defines the specific analyses performed for each sample ID, including the dates and times of preparation and/or analysis.

Qualifier	Description
J	The identification of the analyte is acceptable; the reported value is an estimate.
U	Below Detectable Limits: Indicates that the analyte was not detected.

ACCREDITATIONS & LOCATIONS

Pace Analytical National 12065 Lebanon Rd Mount Juliet, TN 37122

Alabama	40660	Nebraska	NE-OS-15-05
Alaska	17-026	Nevada	TN000032021-1
Arizona	AZ0612	New Hampshire	2975
Arkansas	88-0469	New Jersey–NELAP	TN002
California	2932	New Mexico [1]	TN00003
Colorado	TN00003	New York	11742
Connecticut	PH-0197	North Carolina	Env375
Florida	E87487	North Carolina [1]	DW21704
Georgia	NELAP	North Carolina [3]	41
Georgia [1]	923	North Dakota	R-140
Idaho	TN00003	Ohio–VAP	CL0069
Illinois	200008	Oklahoma	9915
Indiana	C-TN-01	Oregon	TN200002
Iowa	364	Pennsylvania	68-02979
Kansas	E-10277	Rhode Island	LAO000356
Kentucky [1 6]	KY90010	South Carolina	84004002
Kentucky [2]	16	South Dakota	n/a
Louisiana	AI30792	Tennessee [1 4]	2006
Louisiana	LA018	Texas	T104704245-20-18
Maine	TN00003	Texas [5]	LAB0152
Maryland	324	Utah	TN000032021-11
Massachusetts	M-TN003	Vermont	VT2006
Michigan	9958	Virginia	110033
Minnesota	047-999-395	Washington	C847
Mississippi	TN00003	West Virginia	233
Missouri	340	Wisconsin	998093910
Montana	CERT0086	Wyoming	A2LA
A2LA – ISO 17025	1461.01	AIHA-LAP,LLC EMLAP	100789
A2LA – ISO 17025 [5]	1461.02	DOD	1461.01
Canada	1461.01	USDA	P330-15-00234
EPA–Crypto	TN00003		

[1] Drinking Water [2] Underground Storage Tanks [3] Aquatic Toxicity [4] Chemical/Microbiological [5] Mold [6] Wastewater n/a Accreditation not applicable

* Not all certifications held by the laboratory are applicable to the results reported in the attached report.

* Accreditation is only applicable to the test methods specified on each scope of accreditation held by Pace Analytical.

SUBCONTRACT ORDER
Transfer Chain of Custody

F156

Pace Analytical Services, LLC

IA02032

ATTACHMENT B.
845 QUARTERLY REPORT - QUARTER 1, 2025
DUCK CREEK POWER PLANT, BOTTOM ASH BASIN
DC-845-205

SENDING LABORATORY

PDC Laboratories, Inc.
2231 W Altorfer Dr
Peoria, IL 61615
(800) 752-6651

RECEIVING LABORATORY

Pace Analytical - Mt Juliet, Tn
12065 Lebanon Rd
Mt Juliet, TN 37122
(615) 758-5858

L1818278

Sample: IA02032-01 -01
Name: OM15D

Sampled: 01/13/25 16:20
Matrix: Ground Water
Preservative: HNO3, pH <2

Analysis	Due	Expires	Comments
01-Radium 226/228 combined	01/24/25 16:00	07/12/25 16:20	10 Day TAT Required

Sample: IA02032-02 -02
Name: OM15D DUP

Sampled: 01/13/25 16:20
Matrix: Ground Water
Preservative: HNO3, pH <2

Analysis	Due	Expires	Comments
01-Radium 226/228 combined	01/24/25 16:00	07/12/25 16:20	10 Day TAT Required

Sample: IA02032-03 -03
Name: EB #1

Sampled: 01/13/25 16:25
Matrix: DI Water
Preservative: HNO3, pH <2

Analysis	Due	Expires	Comments
01-Radium 226/228 combined	01/24/25 16:00	07/12/25 16:25	10 Day TAT Required

Please email results to Diane Billings at diane.billings@pacelabs.com

Date Shipped: 1-16-25 Total # of Containers: 3 Sample Origin (State): IL PO #: _____

Turn-Around Time Requested ☐ NORMAL ☐ RUSH Date Results Needed: 1/24/25 OK

Relinquished By	Date/Time	Received By	Date/Time
[signature]	1/16/25 0925	CRABERUP	0900 01.17.25
			Date/Time

Sample Temperature Upon Receipt	____ °C
Sample(s) Received on Ice	Y or N
Proper Bottles Received in Good Condition	Y or N
Bottles Filled with Adequate Volume	Y or N
Samples Received Within Hold Time	Y or N
Date/Time Taken From Sample Bottle	Y or N

40

7714751559824

Sample Receipt Checklist

COC Seal Present/Intact:	Y N	If Applicable	
COC Signed/Accurate:	Y N	VOA Zero Headspace:	Y N
Bottles arrive intact:	Y N	Pres. Correct/Check:	Y N
Correct bottles used:	Y N		
Sufficient volume sent:	Y N		
RA Screen <0.5 mR/hr:	Y N		

(3)

15.1+0.4=15.5 EDA9

ANALYTICAL REPORT

January 30, 2025

1 Cp
2 Tc
3 Ss
4 Cn
5 Sr
6 Qc
7 Gl
8 Al
9 Sc

Pace IR - Peoria, IL

Sample Delivery Group:	L1818231
Samples Received:	01/17/2025
Project Number:	IA02354
Description:	
Report To:	Diane Billings 2231 W. Altorfer Drive Peoria, IL 61615

Entire Report Reviewed By:

Ashley N Pullium
Project Manager

Results relate only to the items tested or calibrated and are reported as rounded values. This test report shall not be reproduced, except in full, without written approval of the laboratory. Where applicable, sampling conducted by Pace Analytical National is performed per guidance provided in laboratory standard operating procedures ENV-SOP-MTJL-0067 and ENV-SOP-MTJL-0068. Where sampling conducted by the customer, results relate to the accuracy of the information provided, and as the samples are received.

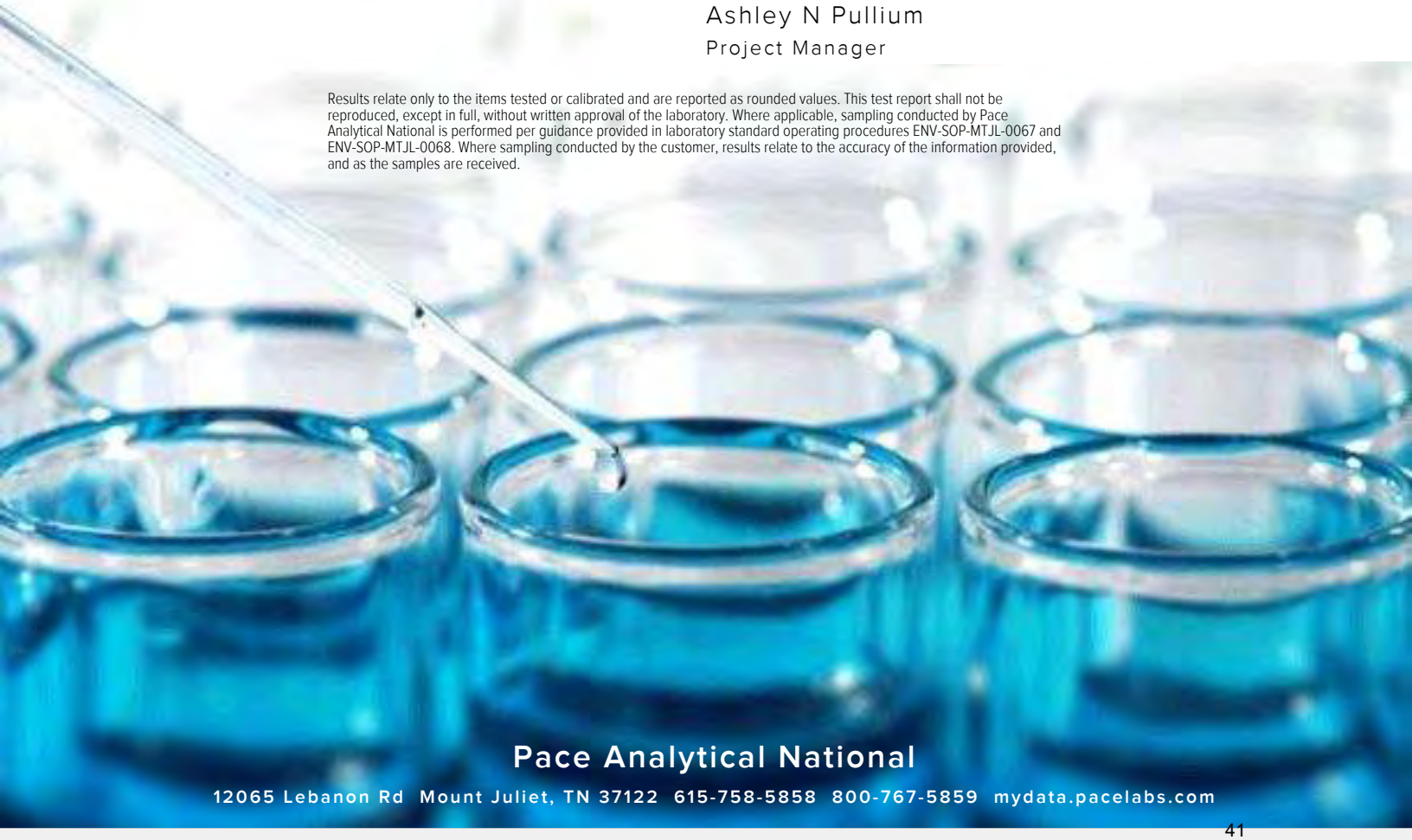

Pace Analytical National
12065 Lebanon Rd Mount Juliet, TN 37122 615-758-5858 800-767-5859 mydata.pacelabs.com

TABLE OF CONTENTS

Cp: Cover Page 1
Tc: Table of Contents 2
Ss: Sample Summary 3
Cn: Case Narrative 5
Sr: Sample Results 6
IA02354-01 L1818231-01 6
IA02354-02 L1818231-02 7
IA02354-03 L1818231-03 8
IA02354-04 L1818231-04 9
IA02354-05 L1818231-05 10
IA02354-06 L1818231-06 11
IA02354-07 L1818231-07 12
Qc: Quality Control Summary 13
Radiochemistry by Method 904/9320 13
Radiochemistry by Method SM7500Ra B M 14
Gl: Glossary of Terms 15
Al: Accreditations & Locations 16
Sc: Sample Chain of Custody 17

SAMPLE SUMMARY

IA02354-01 L1818231-01 Non-Potable Water

Collected by	Collected date/time	Received date/time
	01/15/25 14:40	01/17/25 09:00

Method	Batch	Dilution	Preparation date/time	Analysis date/time	Analyst	Location
Radiochemistry by Method 904/9320	WG2436311	1	01/20/25 16:16	01/27/25 18:18	DDD	Mt. Juliet, TN
Radiochemistry by Method Calculation	WG2436773	1	01/21/25 12:37	01/27/25 18:18	DDD	Mt. Juliet, TN
Radiochemistry by Method SM7500Ra B M	WG2436773	1	01/21/25 12:37	01/23/25 18:56	ZRG	Mt. Juliet, TN

IA02354-02 L1818231-02 Non-Potable Water

Collected by	Collected date/time	Received date/time
	01/15/25 14:40	01/17/25 09:00

Method	Batch	Dilution	Preparation date/time	Analysis date/time	Analyst	Location
Radiochemistry by Method 904/9320	WG2436311	1	01/20/25 16:16	01/27/25 18:18	DDD	Mt. Juliet, TN
Radiochemistry by Method Calculation	WG2436773	1	01/21/25 12:37	01/27/25 18:18	DDD	Mt. Juliet, TN
Radiochemistry by Method SM7500Ra B M	WG2436773	1	01/21/25 12:37	01/23/25 22:51	ZRG	Mt. Juliet, TN

IA02354-03 L1818231-03 Non-Potable Water

Collected by	Collected date/time	Received date/time
	01/15/25 16:18	01/17/25 09:00

Method	Batch	Dilution	Preparation date/time	Analysis date/time	Analyst	Location
Radiochemistry by Method 904/9320	WG2436311	1	01/20/25 16:16	01/27/25 18:18	DDD	Mt. Juliet, TN
Radiochemistry by Method Calculation	WG2436773	1	01/21/25 12:37	01/27/25 18:18	DDD	Mt. Juliet, TN
Radiochemistry by Method SM7500Ra B M	WG2436773	1	01/21/25 12:37	01/23/25 22:51	ZRG	Mt. Juliet, TN

IA02354-04 L1818231-04 Non-Potable Water

Collected by	Collected date/time	Received date/time
	01/15/25 11:40	01/17/25 09:00

Method	Batch	Dilution	Preparation date/time	Analysis date/time	Analyst	Location
Radiochemistry by Method 904/9320	WG2436311	1	01/20/25 16:16	01/27/25 18:18	DDD	Mt. Juliet, TN
Radiochemistry by Method Calculation	WG2436773	1	01/21/25 12:37	01/27/25 18:18	DDD	Mt. Juliet, TN
Radiochemistry by Method SM7500Ra B M	WG2436773	1	01/21/25 12:37	01/23/25 22:51	ZRG	Mt. Juliet, TN

IA02354-05 L1818231-05 Non-Potable Water

Collected by	Collected date/time	Received date/time
	01/15/25 12:10	01/17/25 09:00

Method	Batch	Dilution	Preparation date/time	Analysis date/time	Analyst	Location
Radiochemistry by Method 904/9320	WG2436311	1	01/20/25 16:16	01/27/25 18:18	DDD	Mt. Juliet, TN
Radiochemistry by Method Calculation	WG2436773	1	01/21/25 12:37	01/27/25 18:18	DDD	Mt. Juliet, TN
Radiochemistry by Method SM7500Ra B M	WG2436773	1	01/21/25 12:37	01/23/25 22:51	ZRG	Mt. Juliet, TN

IA02354-06 L1818231-06 Non-Potable Water

Collected by	Collected date/time	Received date/time
	01/15/25 14:02	01/17/25 09:00

Method	Batch	Dilution	Preparation date/time	Analysis date/time	Analyst	Location
Radiochemistry by Method 904/9320	WG2436311	1	01/20/25 16:16	01/27/25 18:18	DDD	Mt. Juliet, TN
Radiochemistry by Method Calculation	WG2436773	1	01/21/25 12:37	01/27/25 18:18	DDD	Mt. Juliet, TN
Radiochemistry by Method SM7500Ra B M	WG2436773	1	01/21/25 12:37	01/23/25 18:56	ZRG	Mt. Juliet, TN

SAMPLE SUMMARY

	Collected by	Collected date/time	Received date/time
IA02354-07 L1818231-07 Non-Potable Water		01/15/25 14:50	01/17/25 09:00

Method	Batch	Dilution	Preparation date/time	Analysis date/time	Analyst	Location
Radiochemistry by Method 904/9320	WG2436311	1	01/20/25 16:16	01/27/25 18:18	DDD	Mt. Juliet, TN
Radiochemistry by Method Calculation	WG2436773	1	01/21/25 12:37	01/27/25 18:18	DDD	Mt. Juliet, TN
Radiochemistry by Method SM7500Ra B M	WG2436773	1	01/21/25 12:37	01/23/25 18:56	ZRG	Mt. Juliet, TN

CASE NARRATIVE

1 Cp
2 Tc
3 Ss
4 Cn
5 Sr
6 Qc
7 Gl
8 Al
9 Sc

All sample aliquots were received at the correct temperature, in the proper containers, with the appropriate preservatives, and within method specified holding times, unless qualified or notated within the report. Where applicable, all MDL (LOD) and RDL (LOQ) values reported for environmental samples have been corrected for the dilution factor used in the analysis. All radiochemical sample results for solids are reported on a dry weight basis with the exception of tritium, carbon-14 and radon, unless wet weight was requested by the client. All Method and Batch Quality Control are within established criteria except where addressed in this case narrative, a non-conformance form or properly qualified within the sample results. By my digital signature below, I affirm to the best of my knowledge, all problems/anomalies observed by the laboratory as having the potential to affect the quality of the data have been identified by the laboratory, and no information or data have been knowingly withheld that would affect the quality of the data.

Ashley N Pullium
Project Manager

ATTACHMENT B.
845 QUARTERLY REPORT - QUARTER 1, 2025
DUCK CREEK POWER PLANT, BOTTOM ASH BASIN
DC-845-205

Radiochemistry by Method 904/9320

Analyte	Result pCi/l	Qualifier	2 sigma CE + / -	TPU + / -	MDA pCi/l	Lc pCi/l	Analysis Date date / time	Batch
RADIUM-228	1.17		0.564	0.941	0.980	0.513	01/27/2025 18:18	WG2436311
(T) Barium	*97.9*					*30.0-143*	*01/27/2025 18:18*	WG2436311
(T) Yttrium	*61.4*					*30.0-136*	*01/27/2025 18:18*	WG2436311

Radiochemistry by Method Calculation

Analyte	Result pCi/l	Qualifier	Uncertainty + / -	MDA pCi/l	Analysis Date date / time	Batch
Combined Radium	1.72		0.652	1.02	01/27/2025 18:18	WG2436773

Radiochemistry by Method SM7500Ra B M

Analyte	Result pCi/l	Qualifier	2 sigma CE + / -	TPU + / -	MDA pCi/l	Lc pCi/l	Analysis Date date / time	Batch
RADIUM-226	0.560		0.327	0.562	0.284	0.207	01/23/2025 18:56	WG2436773
(T) Barium-133	*102*					*30.0-143*	*01/23/2025 18:56*	WG2436773

ATTACHMENT B.
845 QUARTERLY REPORT - QUARTER 1, 2025
DUCK CREEK POWER PLANT, BOTTOM ASH BASIN
DC-845-205

Radiochemistry by Method 904/9320

Analyte	Result pCi/l	Qualifier	2 sigma CE + / -	TPU + / -	MDA pCi/l	Lc pCi/l	Analysis Date date / time	Batch
RADIUM-228	1.42		0.474	0.822	0.810	0.425	01/27/2025 18:18	WG2436311
(T) Barium	*103*					*30.0-143*	*01/27/2025 18:18*	WG2436311
(T) Yttrium	*68.2*					*30.0-136*	*01/27/2025 18:18*	WG2436311

Radiochemistry by Method Calculation

Analyte	Result pCi/l	Qualifier	Uncertainty + / -	MDA pCi/l	Analysis Date date / time	Batch
Combined Radium	1.72		0.514	0.825	01/27/2025 18:18	WG2436773

Radiochemistry by Method SM7500Ra B M

Analyte	Result pCi/l	Qualifier	2 sigma CE + / -	TPU + / -	MDA pCi/l	Lc pCi/l	Analysis Date date / time	Batch
RADIUM-226	0.294		0.199	0.393	0.154	0.127	01/23/2025 22:51	WG2436773
(T) Barium-133	*109*					*30.0-143*	*01/23/2025 22:51*	WG2436773

ATTACHMENT B.
845 QUARTERLY REPORT - QUARTER 1, 2025
DUCK CREEK POWER PLANT, BOTTOM ASH BASIN
DC-845-205

Radiochemistry by Method 904/9320

Analyte	Result pCi/l	Qualifier	2 sigma CE + / -	TPU + / -	MDA pCi/l	Lc pCi/l	Analysis Date date / time	Batch
RADIUM-228	0.739	J	0.443	0.821	0.777	0.411	01/27/2025 18:18	WG2436311
(T) Barium	*107*					*30.0-143*	*01/27/2025 18:18*	WG2436311
(T) Yttrium	*60.7*					*30.0-136*	*01/27/2025 18:18*	WG2436311

Radiochemistry by Method Calculation

Analyte	Result pCi/l	Qualifier	Uncertainty + / -	MDA pCi/l	Analysis Date date / time	Batch
Combined Radium	0.805	J	0.461	0.807	01/27/2025 18:18	WG2436773

Radiochemistry by Method SM7500Ra B M

Analyte	Result pCi/l	Qualifier	2 sigma CE + / -	TPU + / -	MDA pCi/l	Lc pCi/l	Analysis Date date / time	Batch
RADIUM-226	0.0660	U	0.129	0.212	0.218	0.159	01/23/2025 22:51	WG2436773
(T) Barium-133	*95.3*					*30.0-143*	*01/23/2025 22:51*	WG2436773

ATTACHMENT B.
845 QUARTERLY REPORT - QUARTER 1, 2025
DUCK CREEK POWER PLANT, BOTTOM ASH BASIN
DC-845-205

Radiochemistry by Method 904/9320

Analyte	Result pCi/l	Qualifier	2 sigma CE + / -	TPU + / -	MDA pCi/l	Lc pCi/l	Analysis Date date / time	Batch
RADIUM-228	3.46		0.644	1.02	1.05	0.553	01/27/2025 18:18	WG2436311
(T) Barium	*87.4*					*30.0-143*	*01/27/2025 18:18*	WG2436311
(T) Yttrium	*65.4*					*30.0-136*	*01/27/2025 18:18*	WG2436311

Radiochemistry by Method Calculation

Analyte	Result pCi/l	Qualifier	Uncertainty + / -	MDA pCi/l	Analysis Date date / time	Batch
Combined Radium	3.79		0.678	1.06	01/27/2025 18:18	WG2436773

Radiochemistry by Method SM7500Ra B M

Analyte	Result pCi/l	Qualifier	2 sigma CE + / -	TPU + / -	MDA pCi/l	Lc pCi/l	Analysis Date date / time	Batch
RADIUM-226	0.331		0.211	0.422	0.156	0.128	01/23/2025 22:51	WG2436773
(T) Barium-133	*107*					*30.0-143*	*01/23/2025 22:51*	WG2436773

ATTACHMENT B.
845 QUARTERLY REPORT - QUARTER 1, 2025
DUCK CREEK POWER PLANT, BOTTOM ASH BASIN
DC-845-205

Radiochemistry by Method 904/9320

Analyte	Result pCi/l	Qualifier	2 sigma CE + / -	TPU + / -	MDA pCi/l	Lc pCi/l	Analysis Date date / time	Batch
RADIUM-228	1.33		0.558	0.931	0.965	0.505	01/27/2025 18:18	WG2436311
(T) Barium	*99.0*					*30.0-143*	*01/27/2025 18:18*	WG2436311
(T) Yttrium	*62.1*					*30.0-136*	*01/27/2025 18:18*	WG2436311

Radiochemistry by Method Calculation

Analyte	Result pCi/l	Qualifier	Uncertainty + / -	MDA pCi/l	Analysis Date date / time	Batch
Combined Radium	1.48		0.579	0.984	01/27/2025 18:18	WG2436773

Radiochemistry by Method SM7500Ra B M

Analyte	Result pCi/l	Qualifier	2 sigma CE + / -	TPU + / -	MDA pCi/l	Lc pCi/l	Analysis Date date / time	Batch
RADIUM-226	0.147	J	0.155	0.279	0.194	0.147	01/23/2025 22:51	WG2436773
(T) Barium-133	*107*					*30.0-143*	*01/23/2025 22:51*	WG2436773

ATTACHMENT B.
845 QUARTERLY REPORT - QUARTER 1, 2025
DUCK CREEK POWER PLANT, BOTTOM ASH BASIN
DC-845-205

Radiochemistry by Method 904/9320

Analyte	Result pCi/l	Qualifier	2 sigma CE + / -	TPU + / -	MDA pCi/l	Lc pCi/l	Analysis Date date / time	Batch
RADIUM-228	2.05		0.870	1.47	1.51	0.792	01/27/2025 18:18	WG2436311
(T) Barium	*93.4*					*30.0-143*	*01/27/2025 18:18*	WG2436311
(T) Yttrium	*66.5*					*30.0-136*	*01/27/2025 18:18*	WG2436311

Radiochemistry by Method Calculation

Analyte	Result pCi/l	Qualifier	Uncertainty + / -	MDA pCi/l	Analysis Date date / time	Batch
Combined Radium	2.21		0.884	1.52	01/27/2025 18:18	WG2436773

Radiochemistry by Method SM7500Ra B M

Analyte	Result pCi/l	Qualifier	2 sigma CE + / -	TPU + / -	MDA pCi/l	Lc pCi/l	Analysis Date date / time	Batch
RADIUM-226	0.156	J	0.155	0.282	0.179	0.141	01/23/2025 18:56	WG2436773
(T) Barium-133	*108*					*30.0-143*	*01/23/2025 18:56*	WG2436773

ATTACHMENT B.
845 QUARTERLY REPORT - QUARTER 1, 2025
DUCK CREEK POWER PLANT, BOTTOM ASH BASIN
DC-845-205

Radiochemistry by Method 904/9320

Analyte	Result pCi/l	Qualifier	2 sigma CE + / -	TPU + / -	MDA pCi/l	Lc pCi/l	Analysis Date date / time	Batch
RADIUM-228	0.968		0.454	0.831	0.790	0.419	01/27/2025 18:18	WG2436311
(T) Barium	*94.0*					*30.0-143*	*01/27/2025 18:18*	WG2436311
(T) Yttrium	*62.3*					*30.0-136*	*01/27/2025 18:18*	WG2436311

Radiochemistry by Method Calculation

Analyte	Result pCi/l	Qualifier	Uncertainty + / -	MDA pCi/l	Analysis Date date / time	Batch
Combined Radium	1.03		0.470	0.817	01/27/2025 18:18	WG2436773

Radiochemistry by Method SM7500Ra B M

Analyte	Result pCi/l	Qualifier	2 sigma CE + / -	TPU + / -	MDA pCi/l	Lc pCi/l	Analysis Date date / time	Batch
RADIUM-226	0.0629	U	0.123	0.204	0.208	0.151	01/23/2025 18:56	WG2436773
(T) Barium-133	*112*					*30.0-143*	*01/23/2025 18:56*	WG2436773

QUALITY CONTROL SUMMARY

L1818231-01,02,03,04,05,06,07

Method Blank (MB)

(MB) R4171569-1 01/27/25 18:18

Analyte	MB Result pCi/l	MB Qualifier	MB 2 sigma CE + / -	MB MDA pCi/l	MB Lc pCi/l
Radium-228	0.174	U	0.229	0.410	0.216
(T) Barium	*115*		*115*		
(T) Yttrium	*60.2*		*60.2*		

L1818469-07 Original Sample (OS) • Duplicate (DUP)

(OS) L1818469-07 01/27/25 18:18 • (DUP) R4171569-5 01/27/25 18:18

Analyte	Original Result pCi/l	Original 2 sigma CE + / -	Original MDA pCi/l	Original Lc pCi/l	DUP Result pCi/l	DUP 2 sigma CE + / -	DUP MDA pCi/l	DUP Lc pCi/l	DUP RPD %	DUP RER	DUP Qualifier	DUP RPD Limits %	DUP RER Limit
Radium-228	1.40	0.828	0.992	0.521	0.319	0.639	1.14	0.593	126	1.03	U	20	3
(T) Barium	*88.8*				*83.7*	*83.7*							
(T) Yttrium	*62.8*				*66.6*	*66.6*							

Laboratory Control Sample (LCS)

(LCS) R4171569-2 01/27/25 18:18

Analyte	Spike Amount pCi/l	LCS Result pCi/l	LCS Rec. %	Rec. Limits %	LCS Qualifier
Radium-228	5.00	5.53	111	80.0-120	
(T) Barium			*122*		
(T) Yttrium			*74.2*		

L1818231-06 Original Sample (OS) • Matrix Spike (MS) • Matrix Spike Duplicate (MSD)

(OS) L1818231-06 01/27/25 18:18 • (MS) R4171569-3 01/27/25 18:18 • (MSD) R4171569-4 01/27/25 18:18

Analyte	Spike Amount pCi/l	Original Result pCi/l	MS Result pCi/l	MSD Result pCi/l	MS Rec. %	MSD Rec. %	Dilution	Rec. Limits %	MS Qualifier	MSD Qualifier	RPD %	MS RER	RPD Limits %
Radium-228	16.7	2.05	20.5	22.0	111	120	1	70.0-130			6.96		20
(T) Barium		*93.4*			*98.6*	*104*							
(T) Yttrium		*66.5*			*71.1*	*64.0*							

QUALITY CONTROL SUMMARY

L1818231-01,02,03,04,05,06,07

Method Blank (MB)

(MB) R4170041-5 01/23/25 22:51

Analyte	MB Result pCi/l	MB Qualifier	MB 2 sigma CE + / -	MB MDA pCi/l	MB Lc pCi/l
Radium-226	0.0136	J	0.0163	0.0239	0.0171
(T) Barium-133	*103*		*103*		

L1818231-03 Original Sample (OS) • Duplicate (DUP)

(OS) L1818231-03 01/23/25 22:51 • (DUP) R4170041-4 01/23/25 18:56

Analyte	Original Result pCi/l	Original 2 sigma CE + / -	Original MDA pCi/l	Original Lc pCi/l	DUP Result pCi/l	DUP 2 sigma CE + / -	DUP MDA pCi/l	DUP Lc pCi/l	DUP RPD %	DUP RER	DUP Qualifier	DUP RPD Limits %	DUP RER Limit
Radium-226	0.0660	0.129	0.218	0.159	0.000	0.166	0.343	0.235	200	0.314	U	20	3
(T) Barium-133	*95.3*				*97.9*	*97.9*							

Laboratory Control Sample (LCS)

(LCS) R4170041-1 01/23/25 18:56

Analyte	Spike Amount pCi/l	LCS Result pCi/l	LCS Rec. %	Rec. Limits %	LCS Qualifier
Radium-226	5.00	5.70	114	80.0-120	
(T) Barium-133			*74.4*		

L1818231-07 Original Sample (OS) • Matrix Spike (MS) • Matrix Spike Duplicate (MSD)

(OS) L1818231-07 01/23/25 18:56 • (MS) R4170041-2 01/23/25 18:56 • (MSD) R4170041-3 01/23/25 18:56

Analyte	Spike Amount pCi/l	Original Result pCi/l	MS Result pCi/l	MSD Result pCi/l	MS Rec. %	MSD Rec. %	Dilution	Rec. Limits %	MS Qualifier	MSD Qualifier	RPD %	MS RER	RPD Limits %
Radium-226	20.0	0.0629	18.1	18.0	90.2	89.7	1	75.0-125			0.554		20
(T) Barium-133		*112*			*99.0*	*101*							

GLOSSARY OF TERMS

Guide to Reading and Understanding Your Laboratory Report

The information below is designed to better explain the various terms used in your report of analytical results from the Laboratory. This is not intended as a comprehensive explanation, and if you have additional questions please contact your project representative.

Results Disclaimer - Information that may be provided by the customer, and contained within this report, include Permit Limits, Project Name, Sample ID, Sample Matrix, Sample Preservation, Field Blanks, Field Spikes, Field Duplicates, On-Site Data, Sampling Collection Dates/Times, and Sampling Location. Results relate to the accuracy of this information provided, and as the samples are received.

Abbreviations and Definitions

MDA	Minimum Detectable Activity.
Rec.	Recovery.
RER	Replicate Error Ratio.
RPD	Relative Percent Difference.
SDG	Sample Delivery Group.
(T)	Tracer - A radioisotope of known concentration added to a solution of chemically equivalent radioisotopes at a known concentration to assist in monitoring the yield of the chemical separation.
Analyte	The name of the particular compound or analysis performed. Some Analyses and Methods will have multiple analytes reported.
Dilution	If the sample matrix contains an interfering material, the sample preparation volume or weight values differ from the standard, or if concentrations of analytes in the sample are higher than the highest limit of concentration that the laboratory can accurately report, the sample may be diluted for analysis. If a value different than 1 is used in this field, the result reported has already been corrected for this factor.
Limits	These are the target % recovery ranges or % difference value that the laboratory has historically determined as normal for the method and analyte being reported. Successful QC Sample analysis will target all analytes recovered or duplicated within these ranges.
Original Sample	The non-spiked sample in the prep batch used to determine the Relative Percent Difference (RPD) from a quality control sample. The Original Sample may not be included within the reported SDG.
Qualifier	This column provides a letter and/or number designation that corresponds to additional information concerning the result reported. If a Qualifier is present, a definition per Qualifier is provided within the Glossary and Definitions page and potentially a discussion of possible implications of the Qualifier in the Case Narrative if applicable.
Result	The actual analytical final result (corrected for any sample specific characteristics) reported for your sample. If there was no measurable result returned for a specific analyte, the result in this column may state “ND” (Not Detected) or “BDL” (Below Detectable Levels). The information in the results column should always be accompanied by either an MDL (Method Detection Limit) or RDL (Reporting Detection Limit) that defines the lowest value that the laboratory could detect or report for this analyte.
Uncertainty (Radiochemistry)	Confidence level of 2 sigma.
Case Narrative (Cn)	A brief discussion about the included sample results, including a discussion of any non-conformances to protocol observed either at sample receipt by the laboratory from the field or during the analytical process. If present, there will be a section in the Case Narrative to discuss the meaning of any data qualifiers used in the report.
Quality Control Summary (Qc)	This section of the report includes the results of the laboratory quality control analyses required by procedure or analytical methods to assist in evaluating the validity of the results reported for your samples. These analyses are not being performed on your samples typically, but on laboratory generated material.
Sample Chain of Custody (Sc)	This is the document created in the field when your samples were initially collected. This is used to verify the time and date of collection, the person collecting the samples, and the analyses that the laboratory is requested to perform. This chain of custody also documents all persons (excluding commercial shippers) that have had control or possession of the samples from the time of collection until delivery to the laboratory for analysis.
Sample Results (Sr)	This section of your report will provide the results of all testing performed on your samples. These results are provided by sample ID and are separated by the analyses performed on each sample. The header line of each analysis section for each sample will provide the name and method number for the analysis reported.
Sample Summary (Ss)	This section of the Analytical Report defines the specific analyses performed for each sample ID, including the dates and times of preparation and/or analysis.

Qualifier	Description
J	The identification of the analyte is acceptable; the reported value is an estimate.
U	Below Detectable Limits: Indicates that the analyte was not detected.

ACCREDITATIONS & LOCATIONS

Pace Analytical National 12065 Lebanon Rd Mount Juliet, TN 37122

Alabama	40660	Nebraska	NE-OS-15-05
Alaska	17-026	Nevada	TN000032021-1
Arizona	AZ0612	New Hampshire	2975
Arkansas	88-0469	New Jersey–NELAP	TN002
California	2932	New Mexico [1]	TN00003
Colorado	TN00003	New York	11742
Connecticut	PH-0197	North Carolina	Env375
Florida	E87487	North Carolina [1]	DW21704
Georgia	NELAP	North Carolina [3]	41
Georgia [1]	923	North Dakota	R-140
Idaho	TN00003	Ohio–VAP	CL0069
Illinois	200008	Oklahoma	9915
Indiana	C-TN-01	Oregon	TN200002
Iowa	364	Pennsylvania	68-02979
Kansas	E-10277	Rhode Island	LAO000356
Kentucky [1 6]	KY90010	South Carolina	84004002
Kentucky [2]	16	South Dakota	n/a
Louisiana	AI30792	Tennessee [1 4]	2006
Louisiana	LA018	Texas	T104704245-20-18
Maine	TN00003	Texas [5]	LAB0152
Maryland	324	Utah	TN000032021-11
Massachusetts	M-TN003	Vermont	VT2006
Michigan	9958	Virginia	110033
Minnesota	047-999-395	Washington	C847
Mississippi	TN00003	West Virginia	233
Missouri	340	Wisconsin	998093910
Montana	CERT0086	Wyoming	A2LA
A2LA – ISO 17025	1461.01	AIHA-LAP,LLC EMLAP	100789
A2LA – ISO 17025 [5]	1461.02	DOD	1461.01
Canada	1461.01	USDA	P330-15-00234
EPA–Crypto	TN00003		

[1] Drinking Water [2] Underground Storage Tanks [3] Aquatic Toxicity [4] Chemical/Microbiological [5] Mold [6] Wastewater n/a Accreditation not applicable

* Not all certifications held by the laboratory are applicable to the results reported in the attached report.

* Accreditation is only applicable to the test methods specified on each scope of accreditation held by Pace Analytical.

SUBCONTRACT ORDER
Transfer Chain of Custody

F157

Pace Analytical Services, LLC

IA02354

SENDING LABORATORY

PDC Laboratories, Inc.
2231 W Altorfer Dr
Peoria, IL 61615
(800) 752-6651

RECEIVING LABORATORY

Pace Analytical - Mt Juliet, Tn
12065 Lebanon Rd
Mt Juliet, TN 37122
(615) 758-5858

L818231

Sample: IA02354-01
Name: BA01

Sampled: 01/15/25 14:40
Matrix: Ground Water
Preservative: HNO3, pH <2

-01

Analysis	Due	Expires	Comments
01-Radium 226/228 combined	01/28/25 16:00	07/14/25 14:40	10 Day TAT Required

Sample: IA02354-02
Name: BA01 DUP

Sampled: 01/15/25 14:40
Matrix: Ground Water
Preservative: HNO3, pH <2

-02

Analysis	Due	Expires	Comments
01-Radium 226/228 combined	01/28/25 16:00	07/14/25 14:40	10 Day TAT Required

Sample: IA02354-03
Name: BA02

Sampled: 01/15/25 16:18
Matrix: Ground Water
Preservative: HNO3, pH <2

-03

Analysis	Due	Expires	Comments
01-Radium 226/228 combined	01/28/25 16:00	07/14/25 16:18	10 Day TAT Required

Sample: IA02354-04
Name: OM12D

Sampled: 01/15/25 11:40
Matrix: Ground Water
Preservative: HNO3, pH <2

-04

Analysis	Due	Expires	Comments
01-Radium 226/228 combined	01/28/25 16:00	07/14/25 11:40	10 Day TAT Required

~~-05~~ TO

Sample: IA02354-05
Name: G64L

Sampled: 01/15/25 12:10
Matrix: Ground Water
Preservative: HNO3, pH <2

-05

Analysis	Due	Expires	Comments
01-Radium 226/228 combined	01/28/25 16:00	07/14/25 12:10	10 Day TAT Required

OK

SUBCONTRACT ORDER
Transfer Chain of Custody

Pace Analytical Services, LLC

IA02354

L1818231

SENDING LABORATORY

PDC Laboratories, Inc.
2231 W Altorfer Dr
Peoria, IL 61615
(800) 752-6651

RECEIVING LABORATORY

Pace Analytical - Mt Juliet, Tn
12065 Lebanon Rd
Mt Juliet, TN 37122
(615) 758-5858

Sample: IA02354-06
Name: G61S

Sampled: 01/15/25 14:02
Matrix: Ground Water
Preservative: HNO3, pH <2

-06

Analysis	Due	Expires	Comments
01-Radium 226/228 combined	01/28/25 16:00	07/14/25 14:02	10 Day TAT Required

Sample: IA02354-07
Name: R61L

Sampled: 01/15/25 14:50
Matrix: Ground Water
Preservative: HNO3, pH <2

-07

Analysis	Due	Expires	Comments
01-Radium 226/228 combined	01/28/25 16:00	07/14/25 14:50	10 Day TAT Required

7114791558024

Sample Receipt Checklist

			If Applicable	
COC Seal Present/Intact:	Y N			
COC Signed/Accurate:	Y N		VOA Zero Headspace:	Y N
Bottles arrive intact:	Y N		Free. Correct/Check:	Y N
Correct bottles used:	Y N			
Sufficient volume sent:	Y N			
RA Screen <0.5 mR/hr:	Y N			

15.1+0.4=15.5 EDA9

7

BK

Please email results to Diane Billings at diane.billings@pacelabs.com

Date Shipped: 1-16-25 Total # of Containers: 7 Sample Origin (State): IL PO #: _____

Turn-Around Time Requested ☐ NORMAL ☐ RUSH Date Results Needed: 1/28/25

Relinquished By	Date/Time	Received By	Date/Time
[signature]	1/16/25 0925	[signature]	0900 01.17.25

Relinquished By	Date/Time	Received By	Date/Time

Sample Temperature Upon Receipt	____ °C
Sample(s) Received on Ice	Y or N
Proper Bottles Received in Good Condition	Y or N
Bottles Filled with Adequate Volume	Y or N
Samples Received Within Hold Time	Y or N
Date/Time Taken From Sample Bottle	Y or N

ANALYTICAL REPORT

February 05, 2025

1 Cp
2 Tc
3 Ss
4 Cn
5 Sr
6 Qc
7 Gl
8 Al
9 Sc

Pace IR - Peoria, IL

Sample Delivery Group:	L1818764
Samples Received:	01/21/2025
Project Number:	IA02635
Description:	
Site:	01
Report To:	Scott Wickman

Entire Report Reviewed By:

Ashley N Pullium
Project Manager

Results relate only to the items tested or calibrated and are reported as rounded values. This test report shall not be reproduced, except in full, without written approval of the laboratory. Where applicable, sampling conducted by Pace Analytical National is performed per guidance provided in laboratory standard operating procedures ENV-SOP-MTJL-0067 and ENV-SOP-MTJL-0068. Where sampling conducted by the customer, results relate to the accuracy of the information provided, and as the samples are received.

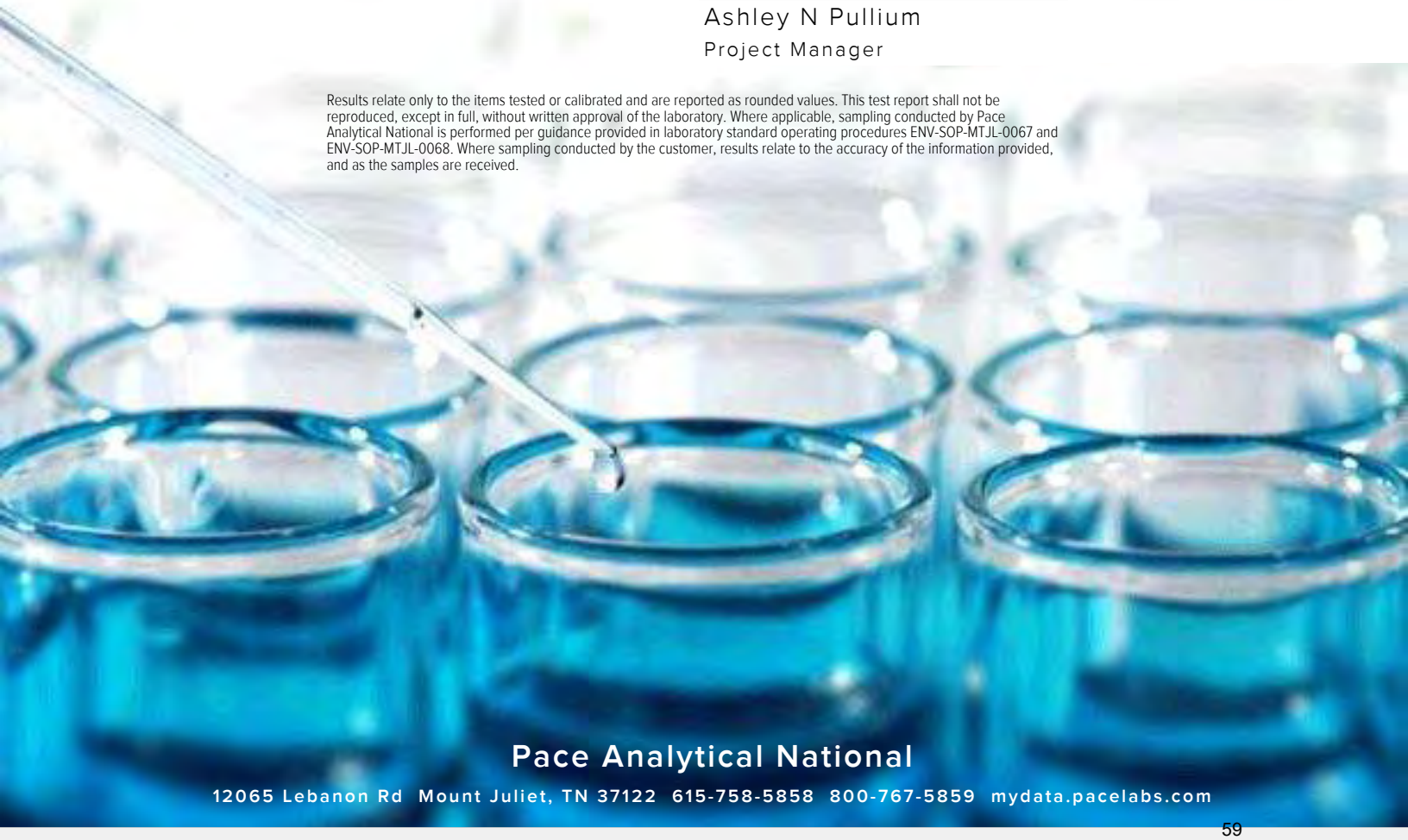

Pace Analytical National
12065 Lebanon Rd Mount Juliet, TN 37122 615-758-5858 800-767-5859 mydata.pacelabs.com

TABLE OF CONTENTS

Cp: Cover Page 1
Tc: Table of Contents 2
Ss: Sample Summary 3
Cn: Case Narrative 4
Sr: Sample Results 5
IA02635-01 L1818764-01 5
Qc: Quality Control Summary 6
Radiochemistry by Method 904/9320 6
Radiochemistry by Method SM7500Ra B M 7
Gl: Glossary of Terms 8
Al: Accreditations & Locations 9
Sc: Sample Chain of Custody 10

SAMPLE SUMMARY

IA02635-01 L1818764-01 Non-Potable Water

Collected by	Collected date/time	Received date/time
	01/16/25 16:00	01/21/25 08:30

Method	Batch	Dilution	Preparation date/time	Analysis date/time	Analyst	Location
Radiochemistry by Method 904/9320	WG2440415	1	01/27/25 12:39	01/30/25 18:46	DDD	Mt. Juliet, TN
Radiochemistry by Method Calculation	WG2439063	1	01/24/25 09:17	01/30/25 18:46	DDD	Mt. Juliet, TN
Radiochemistry by Method SM7500Ra B M	WG2439063	1	01/24/25 09:17	01/28/25 11:53	ZRG	Mt. Juliet, TN

CASE NARRATIVE

1 Cp
2 Tc
3 Ss
4 Cn
5 Sr
6 Qc
7 Gl
8 Al
9 Sc

All sample aliquots were received at the correct temperature, in the proper containers, with the appropriate preservatives, and within method specified holding times, unless qualified or notated within the report. Where applicable, all MDL (LOD) and RDL (LOQ) values reported for environmental samples have been corrected for the dilution factor used in the analysis. All radiochemical sample results for solids are reported on a dry weight basis with the exception of tritium, carbon-14 and radon, unless wet weight was requested by the client. All Method and Batch Quality Control are within established criteria except where addressed in this case narrative, a non-conformance form or properly qualified within the sample results. By my digital signature below, I affirm to the best of my knowledge, all problems/anomalies observed by the laboratory as having the potential to affect the quality of the data have been identified by the laboratory, and no information or data have been knowingly withheld that would affect the quality of the data.

Ashley N Pullium
Project Manager

ATTACHMENT B.
845 QUARTERLY REPORT - QUARTER 1, 2025
DUCK CREEK POWER PLANT, BOTTOM ASH BASIN
DC-845-205

Radiochemistry by Method 904/9320

Analyte	Result pCi/l	Qualifier	2 sigma CE + / -	TPU + / -	MDA pCi/l	Lc pCi/l	Analysis Date date / time	Batch
RADIUM-228	0.187	U	0.606	1.13	1.17	0.617	01/30/2025 18:46	WG2440415
(T) Barium	*82.6*					*30.0-143*	*01/30/2025 18:46*	WG2440415
(T) Yttrium	*96.4*					*30.0-136*	*01/30/2025 18:46*	WG2440415

Radiochemistry by Method Calculation

Analyte	Result pCi/l	Qualifier	Uncertainty + / -	MDA pCi/l	Analysis Date date / time	Batch
Combined Radium	0.435	U	0.636	1.19	01/30/2025 18:46	WG2439063

Radiochemistry by Method SM7500Ra B M

Analyte	Result pCi/l	Qualifier	2 sigma CE + / -	TPU + / -	MDA pCi/l	Lc pCi/l	Analysis Date date / time	Batch
RADIUM-226	0.248		0.193	0.355	0.194	0.147	01/28/2025 11:53	WG2439063
(T) Barium-133	*100*					*30.0-143*	*01/28/2025 11:53*	WG2439063

QUALITY CONTROL SUMMARY

L1818764-01

Method Blank (MB)

(MB) R4172937-1 01/30/25 18:46

Analyte	MB Result pCi/l	MB Qualifier	MB 2 sigma CE + / -	MB MDA pCi/l	MB Lc pCi/l
Radium-228	0.373		0.188	0.354	0.185
(T) Barium	*83.8*		*83.8*		
(T) Yttrium	*101*		*101*		

L1820183-07 Original Sample (OS) • Duplicate (DUP)

(OS) L1820183-07 01/31/25 16:37 • (DUP) R4172937-5 01/30/25 18:46

Analyte	Original Result pCi/l	Original 2 sigma CE + / -	Original MDA pCi/l	Original Lc pCi/l	DUP Result pCi/l	DUP 2 sigma CE + / -	DUP MDA pCi/l	DUP Lc pCi/l	DUP RPD %	DUP RER	DUP Qualifier	DUP RPD Limits %	DUP RER Limit
Radium-228	0.767	0.381	0.674	0.357	2.13	0.845	1.57	0.823	94.1	1.47		20	3
(T) Barium	*85.9*				*79.9*	*79.9*							
(T) Yttrium	*82.4*				*81.0*	*81.0*							

Laboratory Control Sample (LCS)

(LCS) R4172937-2 01/30/25 18:46

Analyte	Spike Amount pCi/l	LCS Result pCi/l	LCS Rec. %	Rec. Limits %	LCS Qualifier
Radium-228	5.00	5.80	116	80.0-120	
(T) Barium			*84.9*		
(T) Yttrium			*91.5*		

L1819831-03 Original Sample (OS) • Matrix Spike (MS) • Matrix Spike Duplicate (MSD)

(OS) L1819831-03 01/31/25 16:37 • (MS) R4172937-3 01/30/25 18:46 • (MSD) R4172937-4 01/30/25 18:46

Analyte	Spike Amount pCi/l	Original Result pCi/l	MS Result pCi/l	MSD Result pCi/l	MS Rec. %	MSD Rec. %	Dilution	Rec. Limits %	MS Qualifier	MSD Qualifier	RPD %	MS RER	RPD Limits %
Radium-228	16.7	0.666	19.9	20.9	115	121	1	70.0-130			4.51		20
(T) Barium		*93.7*			*83.3*	*86.6*							
(T) Yttrium		*89.6*			*92.8*	*93.2*							

QUALITY CONTROL SUMMARY

L1818764-01

Method Blank (MB)

(MB) R4171352-1 01/28/25 11:53

Analyte	MB Result pCi/l	MB Qualifier	MB 2 sigma CE + / -	MB MDA pCi/l	MB Lc pCi/l
Radium-226	0.0112	U	0.0346	0.0594	0.0365
(T) Barium-133	*87.3*		*87.3*		

L1817489-06 Original Sample (OS) • Duplicate (DUP)

(OS) L1817489-06 01/28/25 11:53 • (DUP) R4171352-5 01/28/25 11:53

Analyte	Original Result pCi/l	Original 2 sigma CE + / -	Original MDA pCi/l	Original Lc pCi/l	DUP Result pCi/l	DUP 2 sigma CE + / -	DUP MDA pCi/l	DUP Lc pCi/l	DUP RPD %	DUP RER	DUP Qualifier	DUP RPD Limits %	DUP RER Limit
Radium-226	21.3	1.83	0.318	0.220	16.8	1.60	0.245	0.182	23.5	1.84		20	3
(T) Barium-133	*109*				*104*	*104*							

Laboratory Control Sample (LCS)

(LCS) R4171352-2 01/28/25 11:53

Analyte	Spike Amount pCi/l	LCS Result pCi/l	LCS Rec. %	Rec. Limits %	LCS Qualifier
Radium-226	5.00	4.34	86.8	80.0-120	
(T) Barium-133			*97.5*		

L1819451-04 Original Sample (OS) • Matrix Spike (MS) • Matrix Spike Duplicate (MSD)

(OS) L1819451-04 01/28/25 11:53 • (MS) R4171352-3 01/28/25 11:53 • (MSD) R4171352-4 01/28/25 11:53

Analyte	Spike Amount pCi/l	Original Result pCi/l	MS Result pCi/l	MSD Result pCi/l	MS Rec. %	MSD Rec. %	Dilution	Rec. Limits %	MS Qualifier	MSD Qualifier	RPD %	MS RER	RPD Limits %
Radium-226	20.0	0.330	18.5	17.6	90.8	86.1	1	75.0-125			5.16		20
(T) Barium-133		*101*			*97.8*	*102*							

GLOSSARY OF TERMS

Guide to Reading and Understanding Your Laboratory Report

The information below is designed to better explain the various terms used in your report of analytical results from the Laboratory. This is not intended as a comprehensive explanation, and if you have additional questions please contact your project representative.

Results Disclaimer - Information that may be provided by the customer, and contained within this report, include Permit Limits, Project Name, Sample ID, Sample Matrix, Sample Preservation, Field Blanks, Field Spikes, Field Duplicates, On-Site Data, Sampling Collection Dates/Times, and Sampling Location. Results relate to the accuracy of this information provided, and as the samples are received.

Abbreviations and Definitions

MDA	Minimum Detectable Activity.
Rec.	Recovery.
RER	Replicate Error Ratio.
RPD	Relative Percent Difference.
SDG	Sample Delivery Group.
(T)	Tracer - A radioisotope of known concentration added to a solution of chemically equivalent radioisotopes at a known concentration to assist in monitoring the yield of the chemical separation.
Analyte	The name of the particular compound or analysis performed. Some Analyses and Methods will have multiple analytes reported.
Dilution	If the sample matrix contains an interfering material, the sample preparation volume or weight values differ from the standard, or if concentrations of analytes in the sample are higher than the highest limit of concentration that the laboratory can accurately report, the sample may be diluted for analysis. If a value different than 1 is used in this field, the result reported has already been corrected for this factor.
Limits	These are the target % recovery ranges or % difference value that the laboratory has historically determined as normal for the method and analyte being reported. Successful QC Sample analysis will target all analytes recovered or duplicated within these ranges.
Original Sample	The non-spiked sample in the prep batch used to determine the Relative Percent Difference (RPD) from a quality control sample. The Original Sample may not be included within the reported SDG.
Qualifier	This column provides a letter and/or number designation that corresponds to additional information concerning the result reported. If a Qualifier is present, a definition per Qualifier is provided within the Glossary and Definitions page and potentially a discussion of possible implications of the Qualifier in the Case Narrative if applicable.
Result	The actual analytical final result (corrected for any sample specific characteristics) reported for your sample. If there was no measurable result returned for a specific analyte, the result in this column may state “ND” (Not Detected) or “BDL” (Below Detectable Levels). The information in the results column should always be accompanied by either an MDL (Method Detection Limit) or RDL (Reporting Detection Limit) that defines the lowest value that the laboratory could detect or report for this analyte.
Uncertainty (Radiochemistry)	Confidence level of 2 sigma.
Case Narrative (Cn)	A brief discussion about the included sample results, including a discussion of any non-conformances to protocol observed either at sample receipt by the laboratory from the field or during the analytical process. If present, there will be a section in the Case Narrative to discuss the meaning of any data qualifiers used in the report.
Quality Control Summary (Qc)	This section of the report includes the results of the laboratory quality control analyses required by procedure or analytical methods to assist in evaluating the validity of the results reported for your samples. These analyses are not being performed on your samples typically, but on laboratory generated material.
Sample Chain of Custody (Sc)	This is the document created in the field when your samples were initially collected. This is used to verify the time and date of collection, the person collecting the samples, and the analyses that the laboratory is requested to perform. This chain of custody also documents all persons (excluding commercial shippers) that have had control or possession of the samples from the time of collection until delivery to the laboratory for analysis.
Sample Results (Sr)	This section of your report will provide the results of all testing performed on your samples. These results are provided by sample ID and are separated by the analyses performed on each sample. The header line of each analysis section for each sample will provide the name and method number for the analysis reported.
Sample Summary (Ss)	This section of the Analytical Report defines the specific analyses performed for each sample ID, including the dates and times of preparation and/or analysis.

Qualifier	Description
U	Below Detectable Limits: Indicates that the analyte was not detected.

ACCREDITATIONS & LOCATIONS

Pace Analytical National 12065 Lebanon Rd Mount Juliet, TN 37122

Alabama	40660	Nebraska	NE-OS-15-05
Alaska	17-026	Nevada	TN000032021-1
Arizona	AZ0612	New Hampshire	2975
Arkansas	88-0469	New Jersey–NELAP	TN002
California	2932	New Mexico [1]	TN00003
Colorado	TN00003	New York	11742
Connecticut	PH-0197	North Carolina	Env375
Florida	E87487	North Carolina [1]	DW21704
Georgia	NELAP	North Carolina [3]	41
Georgia [1]	923	North Dakota	R-140
Idaho	TN00003	Ohio–VAP	CL0069
Illinois	200008	Oklahoma	9915
Indiana	C-TN-01	Oregon	TN200002
Iowa	364	Pennsylvania	68-02979
Kansas	E-10277	Rhode Island	LAO000356
Kentucky [1 6]	KY90010	South Carolina	84004002
Kentucky [2]	16	South Dakota	n/a
Louisiana	AI30792	Tennessee [1 4]	2006
Louisiana	LA018	Texas	T104704245-20-18
Maine	TN00003	Texas [5]	LAB0152
Maryland	324	Utah	TN000032021-11
Massachusetts	M-TN003	Vermont	VT2006
Michigan	9958	Virginia	110033
Minnesota	047-999-395	Washington	C847
Mississippi	TN00003	West Virginia	233
Missouri	340	Wisconsin	998093910
Montana	CERT0086	Wyoming	A2LA
A2LA – ISO 17025	1461.01	AIHA-LAP,LLC EMLAP	100789
A2LA – ISO 17025 [5]	1461.02	DOD	1461.01
Canada	1461.01	USDA	P330-15-00234
EPA–Crypto	TN00003		

[1] Drinking Water [2] Underground Storage Tanks [3] Aquatic Toxicity [4] Chemical/Microbiological [5] Mold [6] Wastewater n/a Accreditation not applicable

* Not all certifications held by the laboratory are applicable to the results reported in the attached report.

* Accreditation is only applicable to the test methods specified on each scope of accreditation held by Pace Analytical.

SUBCONTRACT ORDER
Transfer Chain of Custody

A127

Pace Analytical Services, LLC

IA02635

SENDING LABORATORY

PDC Laboratories, Inc.
2231 W Altorfer Dr
Peoria, IL 61615
(800) 752-6651

RECEIVING LABORATORY

Pace Analytical - Mt Juliet, Tn
12065 Lebanon Rd
Mt Juliet, TN 37122
(615) 758-5858

L1818764

Sample: IA02635-01
Name: G02S

Sampled: 01/16/25 16:00
Matrix: Ground Water
Preservative: HNO3, pH <2

-01

Analysis	Due	Expires	Comments
01-Radium 226/228 combined	01/29/25 16:00	07/15/25 16:00	10 Day TAT Required

AmB to.4 = Am BTLs

Sample Receipt Checklist

COC Seal Present/Intact:	✓Y__N	If Applicable	
COC Signed/Accurate:	✓Y__N	VOA Zero Headspace:	__Y__N
Bottles arrive intact:	✓Y__N	Pres. Correct/Check:	__Y__N
Correct bottles used:	✓Y__N		
Sufficient volume sent:	✓Y__N		
RA Screen <0.5 mR/hr:	✓Y__N		

7715 4510 8873

Please email results to Diane Billings at diane.billings@pacelabs.com

Date Shipped: 1/20/25 Total # of Containers: 1 Sample Origin (State): IL PO #: _____

Turn-Around Time Requested ☐ NORMAL ☐ RUSH Date Results Needed: _____

Relinquished By	Date/Time	Received By	Date/Time
[signature]	01/20/25 0710	Demarcus	1.21.25 0830

Sample Temperature Upon Receipt	____ °C
Sample(s) Received on Ice	Y or N
Proper Bottles Received in Good Condition	Y or N
Bottles Filled with Adequate Volume	Y or N
Samples Received Within Hold Time	Y or N
Date/Time Taken From Sample Bottle	Y or N

ANALYTICAL REPORT

February 05, 2025

1 Cp
2 Tc
3 Ss
4 Cn
5 Sr
6 Qc
7 Gl
8 Al
9 Sc

Pace IR - Peoria, IL

Sample Delivery Group:	L1819451
Samples Received:	01/23/2025
Project Number:	IA02985
Description:	
Site:	01
Report To:	Diane Billings 2231 W. Altorfer Drive Peoria, IL 61615

Entire Report Reviewed By:

Ashley N Pullium
Project Manager

Results relate only to the items tested or calibrated and are reported as rounded values. This test report shall not be reproduced, except in full, without written approval of the laboratory. Where applicable, sampling conducted by Pace Analytical National is performed per guidance provided in laboratory standard operating procedures ENV-SOP-MTJL-0067 and ENV-SOP-MTJL-0068. Where sampling conducted by the customer, results relate to the accuracy of the information provided, and as the samples are received.

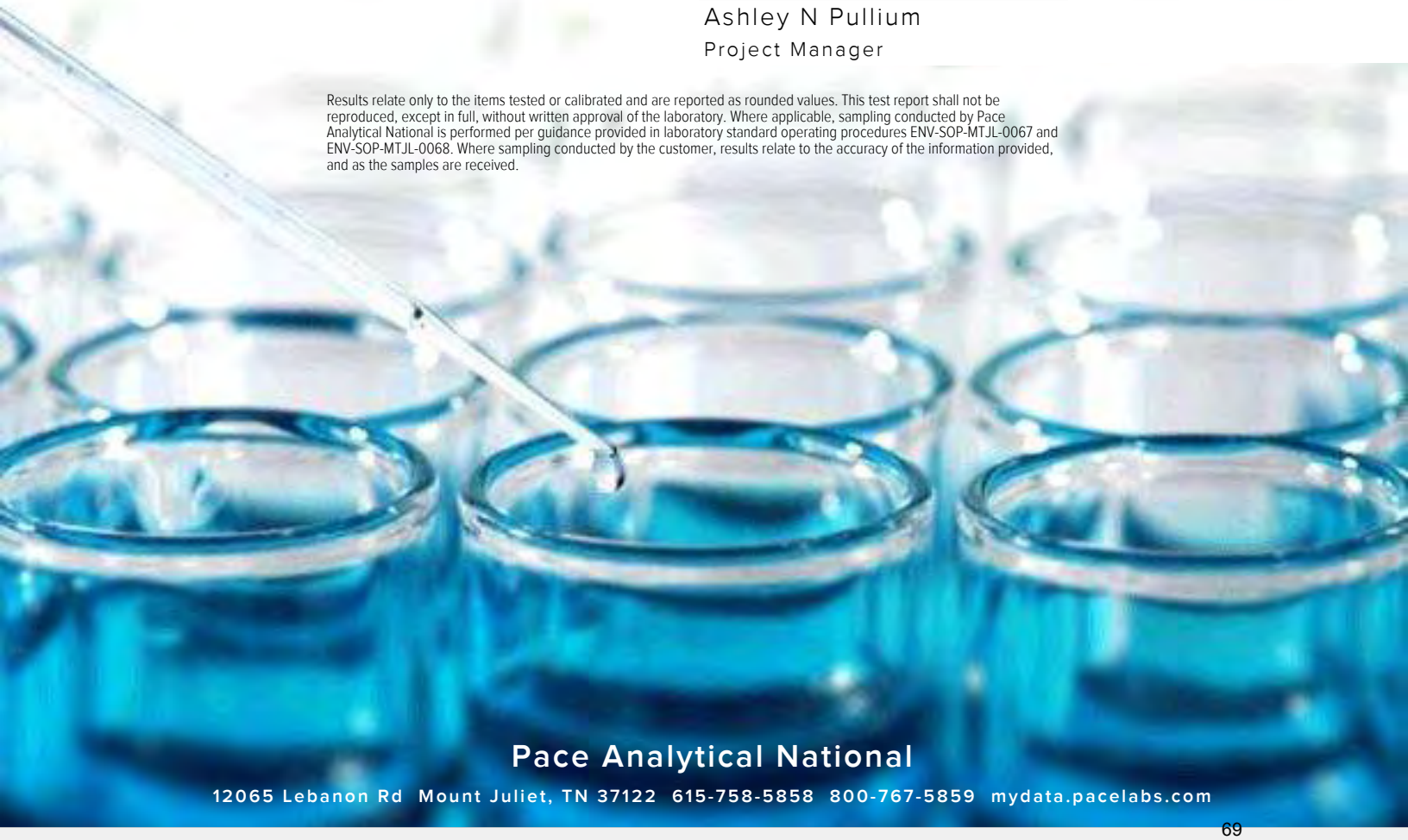

Pace Analytical National
12065 Lebanon Rd Mount Juliet, TN 37122 615-758-5858 800-767-5859 mydata.pacelabs.com

TABLE OF CONTENTS

Cp: Cover Page 1
Tc: Table of Contents 2
Ss: Sample Summary 3
Cn: Case Narrative 4
Sr: Sample Results 5
IA02985-01 L1819451-01 5
IA02985-02 L1819451-02 6
IA02985-03 L1819451-03 7
IA02985-04 L1819451-04 8
Qc: Quality Control Summary 9
Radiochemistry by Method 904/9320 9
Radiochemistry by Method SM7500Ra B M 10
Gl: Glossary of Terms 11
Al: Accreditations & Locations 12
Sc: Sample Chain of Custody 13

SAMPLE SUMMARY

IA02985-01 L1819451-01 Non-Potable Water

Collected by	Collected date/time	Received date/time
	01/20/25 12:03	01/23/25 08:45

Method	Batch	Dilution	Preparation date/time	Analysis date/time	Analyst	Location
Radiochemistry by Method 904/9320	WG2440415	1	01/27/25 12:39	01/30/25 18:46	DDD	Mt. Juliet, TN
Radiochemistry by Method Calculation	WG2439063	1	01/24/25 09:17	01/30/25 18:46	DDD	Mt. Juliet, TN
Radiochemistry by Method SM7500Ra B M	WG2439063	1	01/24/25 09:17	01/28/25 11:53	ZRG	Mt. Juliet, TN

IA02985-02 L1819451-02 Non-Potable Water

Collected by	Collected date/time	Received date/time
	01/20/25 12:25	01/23/25 08:45

Method	Batch	Dilution	Preparation date/time	Analysis date/time	Analyst	Location
Radiochemistry by Method 904/9320	WG2440415	1	01/27/25 12:39	01/31/25 16:37	DDD	Mt. Juliet, TN
Radiochemistry by Method Calculation	WG2439063	1	01/24/25 09:17	01/31/25 16:37	DDD	Mt. Juliet, TN
Radiochemistry by Method SM7500Ra B M	WG2439063	1	01/24/25 09:17	01/28/25 11:53	ZRG	Mt. Juliet, TN

IA02985-03 L1819451-03 Non-Potable Water

Collected by	Collected date/time	Received date/time
	01/20/25 15:35	01/23/25 08:45

Method	Batch	Dilution	Preparation date/time	Analysis date/time	Analyst	Location
Radiochemistry by Method 904/9320	WG2440415	1	01/27/25 12:39	01/31/25 16:37	DDD	Mt. Juliet, TN
Radiochemistry by Method Calculation	WG2439063	1	01/24/25 09:17	01/31/25 16:37	DDD	Mt. Juliet, TN
Radiochemistry by Method SM7500Ra B M	WG2439063	1	01/24/25 09:17	01/28/25 11:53	ZRG	Mt. Juliet, TN

IA02985-04 L1819451-04 Non-Potable Water

Collected by	Collected date/time	Received date/time
	01/20/25 13:50	01/23/25 08:45

Method	Batch	Dilution	Preparation date/time	Analysis date/time	Analyst	Location
Radiochemistry by Method 904/9320	WG2440415	1	01/27/25 12:39	01/31/25 16:37	DDD	Mt. Juliet, TN
Radiochemistry by Method Calculation	WG2439063	1	01/24/25 09:17	01/31/25 16:37	DDD	Mt. Juliet, TN
Radiochemistry by Method SM7500Ra B M	WG2439063	1	01/24/25 09:17	01/28/25 11:53	ZRG	Mt. Juliet, TN

CASE NARRATIVE

1 Cp
2 Tc
3 Ss
4 Cn
5 Sr
6 Qc
7 Gl
8 Al
9 Sc

All sample aliquots were received at the correct temperature, in the proper containers, with the appropriate preservatives, and within method specified holding times, unless qualified or notated within the report. Where applicable, all MDL (LOD) and RDL (LOQ) values reported for environmental samples have been corrected for the dilution factor used in the analysis. All radiochemical sample results for solids are reported on a dry weight basis with the exception of tritium, carbon-14 and radon, unless wet weight was requested by the client. All Method and Batch Quality Control are within established criteria except where addressed in this case narrative, a non-conformance form or properly qualified within the sample results. By my digital signature below, I affirm to the best of my knowledge, all problems/anomalies observed by the laboratory as having the potential to affect the quality of the data have been identified by the laboratory, and no information or data have been knowingly withheld that would affect the quality of the data.

Ashley N Pullium
Project Manager

Radiochemistry by Method 904/9320

Analyte	Result pCi/l	Qualifier	2 sigma CE + / -	TPU + / -	MDA pCi/l	Lc pCi/l	Analysis Date date / time	Batch
RADIUM-228	1.08	J	0.626	1.21	1.18	0.626	01/30/2025 18:46	WG2440415
(T) Barium	*68.8*					*30.0-143*	*01/30/2025 18:46*	WG2440415
(T) Yttrium	*98.1*					*30.0-136*	*01/30/2025 18:46*	WG2440415

Radiochemistry by Method Calculation

Analyte	Result pCi/l	Qualifier	Uncertainty + / -	MDA pCi/l	Analysis Date date / time	Batch
Combined Radium	1.31		0.651	1.19	01/30/2025 18:46	WG2439063

Radiochemistry by Method SM7500Ra B M

Analyte	Result pCi/l	Qualifier	2 sigma CE + / -	TPU + / -	MDA pCi/l	Lc pCi/l	Analysis Date date / time	Batch
RADIUM-226	0.228		0.177	0.331	0.155	0.128	01/28/2025 11:53	WG2439063
(T) Barium-133	*101*					*30.0-143*	*01/28/2025 11:53*	WG2439063

Radiochemistry by Method 904/9320

Analyte	Result pCi/l	Qualifier	2 sigma CE + / -	TPU + / -	MDA pCi/l	Lc pCi/l	Analysis Date date / time	Batch
RADIUM-228	2.13		0.703	1.26	1.22	0.641	01/31/2025 16:37	WG2440415
(T) Barium	*77.3*					*30.0-143*	*01/31/2025 16:37*	WG2440415
(T) Yttrium	*88.8*					*30.0-136*	*01/31/2025 16:37*	WG2440415

Radiochemistry by Method Calculation

Analyte	Result pCi/l	Qualifier	Uncertainty + / -	MDA pCi/l	Analysis Date date / time	Batch
Combined Radium	2.86		0.768	1.23	01/31/2025 16:37	WG2439063

Radiochemistry by Method SM7500Ra B M

Analyte	Result pCi/l	Qualifier	2 sigma CE + / -	TPU + / -	MDA pCi/l	Lc pCi/l	Analysis Date date / time	Batch
RADIUM-226	0.729		0.309	0.684	0.154	0.127	01/28/2025 11:53	WG2439063
(T) Barium-133	*103*					*30.0-143*	*01/28/2025 11:53*	WG2439063

ATTACHMENT B.
845 QUARTERLY REPORT - QUARTER 1, 2025
DUCK CREEK POWER PLANT, BOTTOM ASH BASIN
DC-845-205

Radiochemistry by Method 904/9320

Analyte	Result pCi/l	Qualifier	2 sigma CE + / -	TPU + / -	MDA pCi/l	Lc pCi/l	Analysis Date date / time	Batch
RADIUM-228	25.6		2.30	3.29	3.48	1.82	01/31/2025 16:37	WG2440415
(T) Barium	*35.8*					*30.0-143*	*01/31/2025 16:37*	WG2440415
(T) Yttrium	*83.2*					*30.0-136*	*01/31/2025 16:37*	WG2440415

Radiochemistry by Method Calculation

Analyte	Result pCi/l	Qualifier	Uncertainty + / -	MDA pCi/l	Analysis Date date / time	Batch
Combined Radium	33.9		2.54	3.49	01/31/2025 16:37	WG2439063

Radiochemistry by Method SM7500Ra B M

Analyte	Result pCi/l	Qualifier	2 sigma CE + / -	TPU + / -	MDA pCi/l	Lc pCi/l	Analysis Date date / time	Batch
RADIUM-226	8.30		1.08	4.66	0.239	0.174	01/28/2025 11:53	WG2439063
(T) Barium-133	*92.9*					*30.0-143*	*01/28/2025 11:53*	WG2439063

Radiochemistry by Method 904/9320

Analyte	Result pCi/l	Qualifier	2 sigma CE + / -	TPU + / -	MDA pCi/l	Lc pCi/l	Analysis Date date / time	Batch
RADIUM-228	1.49		0.744	1.30	1.31	0.690	01/31/2025 16:37	WG2440415
(T) Barium	*75.8*					*30.0-143*	*01/31/2025 16:37*	WG2440415
(T) Yttrium	*93.7*					*30.0-136*	*01/31/2025 16:37*	WG2440415

Radiochemistry by Method Calculation

Analyte	Result pCi/l	Qualifier	Uncertainty + / -	MDA pCi/l	Analysis Date date / time	Batch
Combined Radium	1.82		0.784	1.34	01/31/2025 16:37	WG2439063

Radiochemistry by Method SM7500Ra B M

Analyte	Result pCi/l	Qualifier	2 sigma CE + / -	TPU + / -	MDA pCi/l	Lc pCi/l	Analysis Date date / time	Batch
RADIUM-226	0.330		0.246	0.444	0.261	0.187	01/28/2025 11:53	WG2439063
(T) Barium-133	*101*					*30.0-143*	*01/28/2025 11:53*	WG2439063

QUALITY CONTROL SUMMARY

L1819451-01,02,03,04

Method Blank (MB)

(MB) R4172937-1 01/30/25 18:46

Analyte	MB Result pCi/l	MB Qualifier	MB 2 sigma CE + / -	MB MDA pCi/l	MB Lc pCi/l
Radium-228	0.373		0.188	0.354	0.185
(T) Barium	*83.8*		*83.8*		
(T) Yttrium	*101*		*101*		

L1820183-07 Original Sample (OS) • Duplicate (DUP)

(OS) L1820183-07 01/31/25 16:37 • (DUP) R4172937-5 01/30/25 18:46

Analyte	Original Result pCi/l	Original 2 sigma CE + / -	Original MDA pCi/l	Original Lc pCi/l	DUP Result pCi/l	DUP 2 sigma CE + / -	DUP MDA pCi/l	DUP Lc pCi/l	DUP RPD %	DUP RER	DUP Qualifier	DUP RPD Limits %	DUP RER Limit
Radium-228	0.767	0.381	0.674	0.357	2.13	0.845	1.57	0.823	94.1	1.47		20	3
(T) Barium	*85.9*				*79.9*	*79.9*							
(T) Yttrium	*82.4*				*81.0*	*81.0*							

Laboratory Control Sample (LCS)

(LCS) R4172937-2 01/30/25 18:46

Analyte	Spike Amount pCi/l	LCS Result pCi/l	LCS Rec. %	Rec. Limits %	LCS Qualifier
Radium-228	5.00	5.80	116	80.0-120	
(T) Barium			*84.9*		
(T) Yttrium			*91.5*		

L1819831-03 Original Sample (OS) • Matrix Spike (MS) • Matrix Spike Duplicate (MSD)

(OS) L1819831-03 01/31/25 16:37 • (MS) R4172937-3 01/30/25 18:46 • (MSD) R4172937-4 01/30/25 18:46

Analyte	Spike Amount pCi/l	Original Result pCi/l	MS Result pCi/l	MSD Result pCi/l	MS Rec. %	MSD Rec. %	Dilution	Rec. Limits %	MS Qualifier	MSD Qualifier	RPD %	MS RER	RPD Limits %
Radium-228	16.7	0.666	19.9	20.9	115	121	1	70.0-130			4.51		20
(T) Barium		*93.7*			*83.3*	*86.6*							
(T) Yttrium		*89.6*			*92.8*	*93.2*							

QUALITY CONTROL SUMMARY

L1819451-01,02,03,04

Method Blank (MB)

(MB) R4171352-1 01/28/25 11:53

Analyte	MB Result pCi/l	MB Qualifier	MB 2 sigma CE + / -	MB MDA pCi/l	MB Lc pCi/l
Radium-226	0.0112	U	0.0346	0.0594	0.0365
(T) Barium-133	*87.3*		*87.3*		

L1817489-06 Original Sample (OS) • Duplicate (DUP)

(OS) L1817489-06 01/28/25 11:53 • (DUP) R4171352-5 01/28/25 11:53

Analyte	Original Result pCi/l	Original 2 sigma CE + / -	Original MDA pCi/l	Original Lc pCi/l	DUP Result pCi/l	DUP 2 sigma CE + / -	DUP MDA pCi/l	DUP Lc pCi/l	DUP RPD %	DUP RER	DUP Qualifier	DUP RPD Limits %	DUP RER Limit
Radium-226	21.3	1.83	0.318	0.220	16.8	1.60	0.245	0.182	23.5	1.84		20	3
(T) Barium-133	*109*				*104*	*104*							

Laboratory Control Sample (LCS)

(LCS) R4171352-2 01/28/25 11:53

Analyte	Spike Amount pCi/l	LCS Result pCi/l	LCS Rec. %	Rec. Limits %	LCS Qualifier
Radium-226	5.00	4.34	86.8	80.0-120	
(T) Barium-133			*97.5*		

L1819451-04 Original Sample (OS) • Matrix Spike (MS) • Matrix Spike Duplicate (MSD)

(OS) L1819451-04 01/28/25 11:53 • (MS) R4171352-3 01/28/25 11:53 • (MSD) R4171352-4 01/28/25 11:53

Analyte	Spike Amount pCi/l	Original Result pCi/l	MS Result pCi/l	MSD Result pCi/l	MS Rec. %	MSD Rec. %	Dilution	Rec. Limits %	MS Qualifier	MSD Qualifier	RPD %	MS RER	RPD Limits %
Radium-226	20.0	0.330	18.5	17.6	90.8	86.1	1	75.0-125			5.16		20
(T) Barium-133		*101*			*97.8*	*102*							

GLOSSARY OF TERMS

Guide to Reading and Understanding Your Laboratory Report

The information below is designed to better explain the various terms used in your report of analytical results from the Laboratory. This is not intended as a comprehensive explanation, and if you have additional questions please contact your project representative.

Results Disclaimer - Information that may be provided by the customer, and contained within this report, include Permit Limits, Project Name, Sample ID, Sample Matrix, Sample Preservation, Field Blanks, Field Spikes, Field Duplicates, On-Site Data, Sampling Collection Dates/Times, and Sampling Location. Results relate to the accuracy of this information provided, and as the samples are received.

Abbreviations and Definitions

MDA	Minimum Detectable Activity.
Rec.	Recovery.
RER	Replicate Error Ratio.
RPD	Relative Percent Difference.
SDG	Sample Delivery Group.
(T)	Tracer - A radioisotope of known concentration added to a solution of chemically equivalent radioisotopes at a known concentration to assist in monitoring the yield of the chemical separation.
Analyte	The name of the particular compound or analysis performed. Some Analyses and Methods will have multiple analytes reported.
Dilution	If the sample matrix contains an interfering material, the sample preparation volume or weight values differ from the standard, or if concentrations of analytes in the sample are higher than the highest limit of concentration that the laboratory can accurately report, the sample may be diluted for analysis. If a value different than 1 is used in this field, the result reported has already been corrected for this factor.
Limits	These are the target % recovery ranges or % difference value that the laboratory has historically determined as normal for the method and analyte being reported. Successful QC Sample analysis will target all analytes recovered or duplicated within these ranges.
Original Sample	The non-spiked sample in the prep batch used to determine the Relative Percent Difference (RPD) from a quality control sample. The Original Sample may not be included within the reported SDG.
Qualifier	This column provides a letter and/or number designation that corresponds to additional information concerning the result reported. If a Qualifier is present, a definition per Qualifier is provided within the Glossary and Definitions page and potentially a discussion of possible implications of the Qualifier in the Case Narrative if applicable.
Result	The actual analytical final result (corrected for any sample specific characteristics) reported for your sample. If there was no measurable result returned for a specific analyte, the result in this column may state “ND” (Not Detected) or “BDL” (Below Detectable Levels). The information in the results column should always be accompanied by either an MDL (Method Detection Limit) or RDL (Reporting Detection Limit) that defines the lowest value that the laboratory could detect or report for this analyte.
Uncertainty (Radiochemistry)	Confidence level of 2 sigma.
Case Narrative (Cn)	A brief discussion about the included sample results, including a discussion of any non-conformances to protocol observed either at sample receipt by the laboratory from the field or during the analytical process. If present, there will be a section in the Case Narrative to discuss the meaning of any data qualifiers used in the report.
Quality Control Summary (Qc)	This section of the report includes the results of the laboratory quality control analyses required by procedure or analytical methods to assist in evaluating the validity of the results reported for your samples. These analyses are not being performed on your samples typically, but on laboratory generated material.
Sample Chain of Custody (Sc)	This is the document created in the field when your samples were initially collected. This is used to verify the time and date of collection, the person collecting the samples, and the analyses that the laboratory is requested to perform. This chain of custody also documents all persons (excluding commercial shippers) that have had control or possession of the samples from the time of collection until delivery to the laboratory for analysis.
Sample Results (Sr)	This section of your report will provide the results of all testing performed on your samples. These results are provided by sample ID and are separated by the analyses performed on each sample. The header line of each analysis section for each sample will provide the name and method number for the analysis reported.
Sample Summary (Ss)	This section of the Analytical Report defines the specific analyses performed for each sample ID, including the dates and times of preparation and/or analysis.

Qualifier	Description
J	The identification of the analyte is acceptable; the reported value is an estimate.
U	Below Detectable Limits: Indicates that the analyte was not detected.

ACCREDITATIONS & LOCATIONS

Pace Analytical National 12065 Lebanon Rd Mount Juliet, TN 37122

Alabama	40660	Nebraska	NE-OS-15-05
Alaska	17-026	Nevada	TN000032021-1
Arizona	AZ0612	New Hampshire	2975
Arkansas	88-0469	New Jersey–NELAP	TN002
California	2932	New Mexico [1]	TN00003
Colorado	TN00003	New York	11742
Connecticut	PH-0197	North Carolina	Env375
Florida	E87487	North Carolina [1]	DW21704
Georgia	NELAP	North Carolina [3]	41
Georgia [1]	923	North Dakota	R-140
Idaho	TN00003	Ohio–VAP	CL0069
Illinois	200008	Oklahoma	9915
Indiana	C-TN-01	Oregon	TN200002
Iowa	364	Pennsylvania	68-02979
Kansas	E-10277	Rhode Island	LAO000356
Kentucky [1 6]	KY90010	South Carolina	84004002
Kentucky [2]	16	South Dakota	n/a
Louisiana	AI30792	Tennessee [1 4]	2006
Louisiana	LA018	Texas	T104704245-20-18
Maine	TN00003	Texas [5]	LAB0152
Maryland	324	Utah	TN000032021-11
Massachusetts	M-TN003	Vermont	VT2006
Michigan	9958	Virginia	110033
Minnesota	047-999-395	Washington	C847
Mississippi	TN00003	West Virginia	233
Missouri	340	Wisconsin	998093910
Montana	CERT0086	Wyoming	A2LA
A2LA – ISO 17025	1461.01	AIHA-LAP,LLC EMLAP	100789
A2LA – ISO 17025 [5]	1461.02	DOD	1461.01
Canada	1461.01	USDA	P330-15-00234
EPA–Crypto	TN00003		

[1] Drinking Water [2] Underground Storage Tanks [3] Aquatic Toxicity [4] Chemical/Microbiological [5] Mold [6] Wastewater n/a Accreditation not applicable

* Not all certifications held by the laboratory are applicable to the results reported in the attached report.

* Accreditation is only applicable to the test methods specified on each scope of accreditation held by Pace Analytical.

SUBCONTRACT ORDER
Transfer Chain of Custody

Pace Analytical Services, LLC

IA02985

SENDING LABORATORY

PDC Laboratories, Inc.
2231 W Altorfer Dr
Peoria, IL 61615
(800) 752-6651

RECEIVING LABORATORY

Pace Analytical - Mt Juliet, Tn
12065 Lebanon Rd
Mt Juliet, TN 37122
(615) 758-5858

L1819451

Sample: IA02985-01
Name: G54L

Sampled: 01/20/25 12:03
Matrix: Ground Water
Preservative: HNO3, pH <2

-01

Analysis	Due	Expires	Comments
01-Radium 226/228 combined	01/31/25 16:00	07/19/25 12:03	10 Day TAT Required

Sample: IA02985-02
Name: BA06

Sampled: 01/20/25 12:25
Matrix: Ground Water
Preservative: HNO3, pH <2

-02

Analysis	Due	Expires	Comments
01-Radium 226/228 combined	01/31/25 16:00	07/19/25 12:25	10 Day TAT Required

Sample: IA02985-03
Name: BA02L

Sampled: 01/20/25 15:35
Matrix: Ground Water
Preservative: HNO3, pH <2

-03

Analysis	Due	Expires	Comments
01-Radium 226/228 combined	01/31/25 16:00	07/19/25 15:35	10 Day TAT Required

Sample: IA02985-04
Name: BA05

Sampled: 01/20/25 13:50
Matrix: Ground Water
Preservative: HNO3, pH <2

-04

Analysis	Due	Expires	Comments
01-Radium 226/228 combined	01/31/25 16:00	07/19/25 13:50	10 Day TAT Required

SUBCONTRACT ORDER
Transfer Chain of Custody

F241

Pace Analytical Services, LLC

IA02985

L18 19451

Sample Receipt Checklist

COC Seal Present/Intact:	Y N	If Applicable	
COC Signed/Accurate:	Y N	VOA Zero Headspace:	Y N
Bottles arrive intact:	Y N	Pres. Correct/Check:	Y N
Correct bottles used:	Y N		
Sufficient volume sent:	Y N		
RA Screen <0.5 mR/hr:	Y N		

(4)

Amb.

Please email results to Diane Billings at diane.billings@pacelabs.com

Date Shipped: 1/21/25 Total # of Containers: 4 Sample Origin (State): IL PO #: _____

Turn-Around Time Requested ☐ NORMAL ☐ RUSH Date Results Needed: _____

Relinquished By	Date/Time	Received By	Date/Time
	1/21/25 1010	C Roberts	01.23.25 0845

Sample Temperature Upon Receipt	____ °C
Sample(s) Received on Ice	Y or N
Proper Bottles Received in Good Condition	Y or N
Bottles Filled with Adequate Volume	Y or N
Samples Received Within Hold Time	Y or N
Date/Time Taken From Sample Bottle	Y or N

ANALYTICAL REPORT

February 18, 2025

Revised Report

1 Cp
2 Tc
3 Ss
4 Cn
5 Sr
6 Qc
7 Gl
8 Al
9 Sc

Pace IR - Peoria, IL

Sample Delivery Group:	L1819831
Samples Received:	01/24/2025
Project Number:	IA03314
Description:	
Site:	01
Report To:	Diane Billings 2231 W. Altorfer Drive Peoria, IL 61615

Entire Report Reviewed By:

Ashley N Pullium
Project Manager

Pace Analytical National
12065 Lebanon Rd Mount Juliet, TN 37122 615-758-5858 800-767-5859 mydata.pacelabs.com

TABLE OF CONTENTS

Cp: Cover Page 1
Tc: Table of Contents 2
Ss: Sample Summary 3
Cn: Case Narrative 4
Sr: Sample Results 5
IA03314-01 L1819831-01 5
IA03314-02 L1819831-02 6
IA03314-03 L1819831-03 7
IA03314-04 L1819831-04 8
Qc: Quality Control Summary 9
Radiochemistry by Method 904/9320 9
Radiochemistry by Method SM7500Ra B M 10
Gl: Glossary of Terms 11
Al: Accreditations & Locations 12
Sc: Sample Chain of Custody 13

SAMPLE SUMMARY

IA03314-01 L1819831-01 Non-Potable Water

Collected by | Collected date/time 01/22/25 11:30 | Received date/time 01/24/25 09:00

Method	Batch	Dilution	Preparation date/time	Analysis date/time	Analyst	Location
Radiochemistry by Method 904/9320	WG2440415	1	01/27/25 14:25	01/31/25 16:37	DDD	Mt. Juliet, TN
Radiochemistry by Method Calculation	WG2440475	1	01/27/25 13:31	01/31/25 16:37	DDD	Mt. Juliet, TN
Radiochemistry by Method SM7500Ra B M	WG2440475	1	01/27/25 13:31	01/29/25 18:19	ZRG	Mt. Juliet, TN

IA03314-02 L1819831-02 Non-Potable Water

Collected by | Collected date/time 01/22/25 11:30 | Received date/time 01/24/25 09:00

Method	Batch	Dilution	Preparation date/time	Analysis date/time	Analyst	Location
Radiochemistry by Method 904/9320	WG2440415	1	01/27/25 14:25	01/31/25 16:37	DDD	Mt. Juliet, TN
Radiochemistry by Method Calculation	WG2440475	1	01/27/25 13:31	01/31/25 16:37	DDD	Mt. Juliet, TN
Radiochemistry by Method SM7500Ra B M	WG2440475	1	01/27/25 13:31	01/29/25 18:19	ZRG	Mt. Juliet, TN

IA03314-03 L1819831-03 Non-Potable Water

Collected by | Collected date/time 01/22/25 12:45 | Received date/time 01/24/25 09:00

Method	Batch	Dilution	Preparation date/time	Analysis date/time	Analyst	Location
Radiochemistry by Method 904/9320	WG2440415	1	01/27/25 14:25	01/31/25 16:37	DDD	Mt. Juliet, TN
Radiochemistry by Method Calculation	WG2440475	1	01/27/25 13:31	01/31/25 16:37	DDD	Mt. Juliet, TN
Radiochemistry by Method SM7500Ra B M	WG2440475	1	01/27/25 13:31	01/29/25 18:19	ZRG	Mt. Juliet, TN

IA03314-04 L1819831-04 Non-Potable Water

Collected by | Collected date/time 01/22/25 14:50 | Received date/time 01/24/25 09:00

Method	Batch	Dilution	Preparation date/time	Analysis date/time	Analyst	Location
Radiochemistry by Method 904/9320	WG2440415	1	01/27/25 14:25	01/31/25 16:37	DDD	Mt. Juliet, TN
Radiochemistry by Method Calculation	WG2440475	1	01/27/25 13:31	01/31/25 16:37	DDD	Mt. Juliet, TN
Radiochemistry by Method SM7500Ra B M	WG2440475	1	01/27/25 13:31	01/29/25 18:19	ZRG	Mt. Juliet, TN

CASE NARRATIVE

All sample aliquots were received at the correct temperature, in the proper containers, with the appropriate preservatives, and within method specified holding times, unless qualified or notated within the report. Where applicable, all MDL (LOD) and RDL (LOQ) values reported for environmental samples have been corrected for the dilution factor used in the analysis. All radiochemical sample results for solids are reported on a dry weight basis with the exception of tritium, carbon-14 and radon, unless wet weight was requested by the client. All Method and Batch Quality Control are within established criteria except where addressed in this case narrative, a non-conformance form or properly qualified within the sample results. By my digital signature below, I affirm to the best of my knowledge, all problems/anomalies observed by the laboratory as having the potential to affect the quality of the data have been identified by the laboratory, and no information or data have been knowingly withheld that would affect the quality of the data.

Ashley N Pullium
Project Manager

Report Revision History

Level II Report - Version 1: 02/05/25 14:04

Project Narrative

Fixed email address AP

Radiochemistry by Method 904/9320

Analyte	Result pCi/l	Qualifier	2 sigma CE + / -	TPU + / -	MDA pCi/l	Lc pCi/l	Analysis Date date / time	Batch
RADIUM-228	0.135	U	0.280	0.491	0.506	0.265	01/31/2025 16:37	WG2440415
(T) Barium	*88.2*					*30.0-143*	*01/31/2025 16:37*	WG2440415
(T) Yttrium	*284*	C1				*30.0-136*	*01/31/2025 16:37*	WG2440415

Radiochemistry by Method Calculation

Analyte	Result pCi/l	Qualifier	Uncertainty + / -	MDA pCi/l	Analysis Date date / time	Batch
Combined Radium	2.21		0.659	0.607	01/31/2025 16:37	WG2440475

Radiochemistry by Method SM7500Ra B M

Analyte	Result pCi/l	Qualifier	2 sigma CE + / -	TPU + / -	MDA pCi/l	Lc pCi/l	Analysis Date date / time	Batch
RADIUM-226	2.07		0.597	1.54	0.336	0.230	01/29/2025 18:19	WG2440475
(T) Barium-133	*124*					*30.0-143*	*01/29/2025 18:19*	WG2440475

ATTACHMENT B.
845 QUARTERLY REPORT - QUARTER 1, 2025
DUCK CREEK POWER PLANT, BOTTOM ASH BASIN
DC-845-205

Radiochemistry by Method 904/9320

Analyte	Result pCi/l	Qualifier	2 sigma CE + / -	TPU + / -	MDA pCi/l	Lc pCi/l	Analysis Date date / time	Batch
RADIUM-228	0.703		0.388	0.634	0.686	0.358	01/31/2025 16:37	WG2440415
(T) Barium	*74.8*					*30.0-143*	*01/31/2025 16:37*	WG2440415
(T) Yttrium	*87.8*					*30.0-136*	*01/31/2025 16:37*	WG2440415

Radiochemistry by Method Calculation

Analyte	Result pCi/l	Qualifier	Uncertainty + / -	MDA pCi/l	Analysis Date date / time	Batch
Combined Radium	1.10		0.496	0.777	01/31/2025 16:37	WG2440475

Radiochemistry by Method SM7500Ra B M

Analyte	Result pCi/l	Qualifier	2 sigma CE + / -	TPU + / -	MDA pCi/l	Lc pCi/l	Analysis Date date / time	Batch
RADIUM-226	0.394		0.309	0.524	0.364	0.241	01/29/2025 18:19	WG2440475
(T) Barium-133	*104*					*30.0-143*	*01/29/2025 18:19*	WG2440475

Radiochemistry by Method 904/9320

Analyte	Result pCi/l	Qualifier	2 sigma CE + / -	TPU + / -	MDA pCi/l	Lc pCi/l	Analysis Date date / time	Batch
RADIUM-228	0.666	J	0.655	1.16	1.17	0.614	01/31/2025 16:37	WG2440415
(T) Barium	*93.7*					*30.0-143*	*01/31/2025 16:37*	WG2440415
(T) Yttrium	*89.6*					*30.0-136*	*01/31/2025 16:37*	WG2440415

Radiochemistry by Method Calculation

Analyte	Result pCi/l	Qualifier	Uncertainty + / -	MDA pCi/l	Analysis Date date / time	Batch
Combined Radium	0.870	J	0.685	1.20	01/31/2025 16:37	WG2440475

Radiochemistry by Method SM7500Ra B M

Analyte	Result pCi/l	Qualifier	2 sigma CE + / -	TPU + / -	MDA pCi/l	Lc pCi/l	Analysis Date date / time	Batch
RADIUM-226	0.205	J	0.201	0.310	0.245	0.182	01/29/2025 18:19	WG2440475
(T) Barium-133	*103*					*30.0-143*	*01/29/2025 18:19*	WG2440475

Radiochemistry by Method 904/9320

Analyte	Result pCi/l	Qualifier	2 sigma CE + / -	TPU + / -	MDA pCi/l	Lc pCi/l	Analysis Date date / time	Batch
RADIUM-228	-0.0677	U	0.791	1.34	1.44	0.754	01/31/2025 16:37	WG2440415
(T) Barium	*84.9*					*30.0-143*	*01/31/2025 16:37*	WG2440415
(T) Yttrium	*82.8*					*30.0-136*	*01/31/2025 16:37*	WG2440415

Radiochemistry by Method Calculation

Analyte	Result pCi/l	Qualifier	Uncertainty + / -	MDA pCi/l	Analysis Date date / time	Batch
Combined Radium	0.00812	U	0.806	1.47	01/31/2025 16:37	WG2440475

Radiochemistry by Method SM7500Ra B M

Analyte	Result pCi/l	Qualifier	2 sigma CE + / -	TPU + / -	MDA pCi/l	Lc pCi/l	Analysis Date date / time	Batch
RADIUM-226	0.00812	U	0.155	0.206	0.318	0.220	01/29/2025 18:19	WG2440475
(T) Barium-133	*108*					*30.0-143*	*01/29/2025 18:19*	WG2440475

QUALITY CONTROL SUMMARY

L1819831-01,02,03,04

Radiochemistry by Method 904/9320

Method Blank (MB)

(MB) R4172937-1 01/30/25 18:46

Analyte	MB Result pCi/l	MB Qualifier	MB 2 sigma CE + / -	MB MDA pCi/l	MB Lc pCi/l
Radium-228	0.373		0.188	0.354	0.185
(T) Barium	*83.8*		*83.8*		
(T) Yttrium	*101*		*101*		

L1820183-07 Original Sample (OS) • Duplicate (DUP)

(OS) L1820183-07 01/31/25 16:37 • (DUP) R4172937-5 01/30/25 18:46

Analyte	Original Result pCi/l	Original 2 sigma CE + / -	Original MDA pCi/l	Original Lc pCi/l	DUP Result pCi/l	DUP 2 sigma CE + / -	DUP MDA pCi/l	DUP Lc pCi/l	DUP RPD %	DUP RER	DUP Qualifier	DUP RPD Limits %	DUP RER Limit
Radium-228	0.767	0.381	0.674	0.357	2.13	0.845	1.57	0.823	94.1	1.47		20	3
(T) Barium	*85.9*				*79.9*	*79.9*							
(T) Yttrium	*82.4*				*81.0*	*81.0*							

Laboratory Control Sample (LCS)

(LCS) R4172937-2 01/30/25 18:46

Analyte	Spike Amount pCi/l	LCS Result pCi/l	LCS Rec. %	Rec. Limits %	LCS Qualifier
Radium-228	5.00	5.80	116	80.0-120	
(T) Barium			*84.9*		
(T) Yttrium			*91.5*		

L1819831-03 Original Sample (OS) • Matrix Spike (MS) • Matrix Spike Duplicate (MSD)

(OS) L1819831-03 01/31/25 16:37 • (MS) R4172937-3 01/30/25 18:46 • (MSD) R4172937-4 01/30/25 18:46

Analyte	Spike Amount pCi/l	Original Result pCi/l	MS Result pCi/l	MSD Result pCi/l	MS Rec. %	MSD Rec. %	Dilution	Rec. Limits %	MS Qualifier	MSD Qualifier	RPD %	MS RER	RPD Limits %
Radium-228	16.7	0.666	19.9	20.9	115	121	1	70.0-130			4.51		20
(T) Barium		*93.7*			*83.3*	*86.6*							
(T) Yttrium		*89.6*			*92.8*	*93.2*							

QUALITY CONTROL SUMMARY

L1819831-01,02,03,04

Method Blank (MB)

(MB) R4171723-1 01/29/25 18:19

Analyte	MB Result pCi/l	MB Qualifier	MB 2 sigma CE + / -	MB MDA pCi/l	MB Lc pCi/l
Radium-226	-0.00635	U	0.0445	0.0932	0.0626
(T) Barium-133	*92.3*		*92.3*		

L1820183-07 Original Sample (OS) • Duplicate (DUP)

(OS) L1820183-07 01/29/25 18:19 • (DUP) R4171723-5 01/29/25 18:19

Analyte	Original Result pCi/l	Original 2 sigma CE + / -	Original MDA pCi/l	Original Lc pCi/l	DUP Result pCi/l	DUP 2 sigma CE + / -	DUP MDA pCi/l	DUP Lc pCi/l	DUP RPD %	DUP RER	DUP Qualifier	DUP RPD Limits %	DUP RER Limit
Radium-226	0.0892	0.138	0.215	0.164	-0.124	0.136	0.367	0.242	200	1.10	U	20	3
(T) Barium-133	*108*				*102*	*102*							

Laboratory Control Sample (LCS)

(LCS) R4171723-2 01/29/25 18:19

Analyte	Spike Amount pCi/l	LCS Result pCi/l	LCS Rec. %	Rec. Limits %	LCS Qualifier
Radium-226	5.00	5.32	106	80.0-120	
(T) Barium-133			*76.6*		

L1819831-01 Original Sample (OS) • Matrix Spike (MS) • Matrix Spike Duplicate (MSD)

(OS) L1819831-01 01/29/25 18:19 • (MS) R4171723-3 01/29/25 18:19 • (MSD) R4171723-4 01/29/25 18:19

Analyte	Spike Amount pCi/l	Original Result pCi/l	MS Result pCi/l	MSD Result pCi/l	MS Rec. %	MSD Rec. %	Dilution	Rec. Limits %	MS Qualifier	MSD Qualifier	RPD %	MS RER	RPD Limits %
Radium-226	20.0	2.07	20.4	17.3	91.5	76.1	1	75.0-125			16.3		20
(T) Barium-133		*124*			*104*	*111*							

GLOSSARY OF TERMS

Guide to Reading and Understanding Your Laboratory Report

The information below is designed to better explain the various terms used in your report of analytical results from the Laboratory. This is not intended as a comprehensive explanation, and if you have additional questions please contact your project representative.

Results Disclaimer - Information that may be provided by the customer, and contained within this report, include Permit Limits, Project Name, Sample ID, Sample Matrix, Sample Preservation, Field Blanks, Field Spikes, Field Duplicates, On-Site Data, Sampling Collection Dates/Times, and Sampling Location. Results relate to the accuracy of this information provided, and as the samples are received.

Abbreviations and Definitions

MDA	Minimum Detectable Activity.
Rec.	Recovery.
RER	Replicate Error Ratio.
RPD	Relative Percent Difference.
SDG	Sample Delivery Group.
(T)	Tracer - A radioisotope of known concentration added to a solution of chemically equivalent radioisotopes at a known concentration to assist in monitoring the yield of the chemical separation.
Analyte	The name of the particular compound or analysis performed. Some Analyses and Methods will have multiple analytes reported.
Dilution	If the sample matrix contains an interfering material, the sample preparation volume or weight values differ from the standard, or if concentrations of analytes in the sample are higher than the highest limit of concentration that the laboratory can accurately report, the sample may be diluted for analysis. If a value different than 1 is used in this field, the result reported has already been corrected for this factor.
Limits	These are the target % recovery ranges or % difference value that the laboratory has historically determined as normal for the method and analyte being reported. Successful QC Sample analysis will target all analytes recovered or duplicated within these ranges.
Original Sample	The non-spiked sample in the prep batch used to determine the Relative Percent Difference (RPD) from a quality control sample. The Original Sample may not be included within the reported SDG.
Qualifier	This column provides a letter and/or number designation that corresponds to additional information concerning the result reported. If a Qualifier is present, a definition per Qualifier is provided within the Glossary and Definitions page and potentially a discussion of possible implications of the Qualifier in the Case Narrative if applicable.
Result	The actual analytical final result (corrected for any sample specific characteristics) reported for your sample. If there was no measurable result returned for a specific analyte, the result in this column may state “ND” (Not Detected) or “BDL” (Below Detectable Levels). The information in the results column should always be accompanied by either an MDL (Method Detection Limit) or RDL (Reporting Detection Limit) that defines the lowest value that the laboratory could detect or report for this analyte.
Uncertainty (Radiochemistry)	Confidence level of 2 sigma.
Case Narrative (Cn)	A brief discussion about the included sample results, including a discussion of any non-conformances to protocol observed either at sample receipt by the laboratory from the field or during the analytical process. If present, there will be a section in the Case Narrative to discuss the meaning of any data qualifiers used in the report.
Quality Control Summary (Qc)	This section of the report includes the results of the laboratory quality control analyses required by procedure or analytical methods to assist in evaluating the validity of the results reported for your samples. These analyses are not being performed on your samples typically, but on laboratory generated material.
Sample Chain of Custody (Sc)	This is the document created in the field when your samples were initially collected. This is used to verify the time and date of collection, the person collecting the samples, and the analyses that the laboratory is requested to perform. This chain of custody also documents all persons (excluding commercial shippers) that have had control or possession of the samples from the time of collection until delivery to the laboratory for analysis.
Sample Results (Sr)	This section of your report will provide the results of all testing performed on your samples. These results are provided by sample ID and are separated by the analyses performed on each sample. The header line of each analysis section for each sample will provide the name and method number for the analysis reported.
Sample Summary (Ss)	This section of the Analytical Report defines the specific analyses performed for each sample ID, including the dates and times of preparation and/or analysis.

Qualifier	Description
C1	Tracer recovery limits have been exceeded; values are outside upper control limits.
J	The identification of the analyte is acceptable; the reported value is an estimate.
U	Below Detectable Limits: Indicates that the analyte was not detected.

ACCREDITATIONS & LOCATIONS

1 Cp
2 Tc
3 Ss
4 Cn
5 Sr
6 Qc
7 Gl
8 Al
9 Sc

Pace Analytical National 12065 Lebanon Rd Mount Juliet, TN 37122

Alabama	40660	Nebraska	NE-OS-15-05
Alaska	17-026	Nevada	TN000032021-1
Arizona	AZ0612	New Hampshire	2975
Arkansas	88-0469	New Jersey–NELAP	TN002
California	2932	New Mexico [1]	TN00003
Colorado	TN00003	New York	11742
Connecticut	PH-0197	North Carolina	Env375
Florida	E87487	North Carolina [1]	DW21704
Georgia	NELAP	North Carolina [3]	41
Georgia [1]	923	North Dakota	R-140
Idaho	TN00003	Ohio–VAP	CL0069
Illinois	200008	Oklahoma	9915
Indiana	C-TN-01	Oregon	TN200002
Iowa	364	Pennsylvania	68-02979
Kansas	E-10277	Rhode Island	LAO000356
Kentucky [1 6]	KY90010	South Carolina	84004002
Kentucky [2]	16	South Dakota	n/a
Louisiana	AI30792	Tennessee [1 4]	2006
Louisiana	LA018	Texas	T104704245-20-18
Maine	TN00003	Texas [5]	LAB0152
Maryland	324	Utah	TN000032021-11
Massachusetts	M-TN003	Vermont	VT2006
Michigan	9958	Virginia	110033
Minnesota	047-999-395	Washington	C847
Mississippi	TN00003	West Virginia	233
Missouri	340	Wisconsin	998093910
Montana	CERT0086	Wyoming	A2LA
A2LA – ISO 17025	1461.01	AIHA-LAP,LLC EMLAP	100789
A2LA – ISO 17025 [5]	1461.02	DOD	1461.01
Canada	1461.01	USDA	P330-15-00234
EPA–Crypto	TN00003		

[1] Drinking Water [2] Underground Storage Tanks [3] Aquatic Toxicity [4] Chemical/Microbiological [5] Mold [6] Wastewater n/a Accreditation not applicable

* Not all certifications held by the laboratory are applicable to the results reported in the attached report.

* Accreditation is only applicable to the test methods specified on each scope of accreditation held by Pace Analytical.

SUBCONTRACT ORDER
Transfer Chain of Custody

Pace Analytical Services, LLC

IA03314

95

SENDING LABORATORY

PDC Laboratories, Inc.
2231 W Altorfer Dr
Peoria, IL 61615
(800) 752-6651

RECEIVING LABORATORY

Pace Analytical - Mt Juliet, Tn
12065 Lebanon Rd
Mt Juliet, TN 37122
(615) 758-5858

L819831

Sample: IA03314-01
Name: G51S

Sampled: 01/22/25 11:30
Matrix: Ground Water
Preservative: HNO3, pH <2

-01

Analysis	Due	Expires	Comments
01-Radium 226/228 combined	02/04/25 16:00	07/21/25 11:30	10 Day TAT Required

Sample: IA03314-02
Name: G51S DUP

Sampled: 01/22/25 11:30
Matrix: Ground Water
Preservative: HNO3, pH <2

-02

Analysis	Due	Expires	Comments
01-Radium 226/228 combined	02/04/25 16:00	07/21/25 11:30	10 Day TAT Required

Sample: IA03314-03
Name: G50S

Sampled: 01/22/25 12:45
Matrix: Ground Water
Preservative: HNO3, pH <2

-03

Analysis	Due	Expires	Comments
01-Radium 226/228 combined	02/04/25 16:00	07/21/25 12:45	10 Day TAT Required

Sample: IA03314-04
Name: G57S

Sampled: 01/22/25 14:50
Matrix: Ground Water
Preservative: HNO3, pH <2

-04

Analysis	Due	Expires	Comments
01-Radium 226/228 combined	02/04/25 16:00	07/21/25 14:50	10 Day TAT Required

SUBCONTRACT ORDER
Transfer Chain of Custody

Pace Analytical Services, LLC

IA03314

F022

96

4819831

7114 2578 8190

Sample Receipt Checklist

COC Seal Present/Intact:	Y N	If Applicable	
COC Signed/Accurate:	Y N	VOA Zero Headspace:	Y N
Bottles arrive intact:	Y N	Pres. Correct/Check:	Y N
Correct bottles used:	Y N		
Sufficient volume sent:	Y N		
RA Screen <0.5 mR/hr:	Y N		

Amb.

(4)

Please email results to Diane Billings at diane.billings@pacelabs.com

Date Shipped: 1/23/25 Total # of Containers: 4 Sample Origin (State): IL PO #: _____

Turn-Around Time Requested ☐ NORMAL ☐ RUSH Date Results Needed: _____

Relinquished By	Date/Time	Received By	Date/Time
[signature]	1/23/25 0700	CRoberts	0900 01.24.25

Relinquished By	Date/Time	Received By	Date/Time

Sample Temperature Upon Receipt	____ °C
Sample(s) Received on Ice	Y or N
Proper Bottles Received in Good Condition	Y or N
Bottles Filled with Adequate Volume	Y or N
Samples Received Within Hold Time	Y or N
Date/Time Taken From Sample Bottle	Y or N

ANALYTICAL REPORT

February 14, 2025

1 Cp
2 Tc
3 Ss
4 Cn
5 Sr
6 Qc
7 Gl
8 Al
9 Sc

Pace IR - Peoria, IL

Sample Delivery Group:	L1821694
Samples Received:	01/31/2025
Project Number:	IA04117
Description:	IA04117
Report To:	Diane Billings 2231 W. Altorfer Drive Peoria, IL 61615

Entire Report Reviewed By:

Ashley N Pullium
Project Manager

Results relate only to the items tested or calibrated and are reported as rounded values. This test report shall not be reproduced, except in full, without written approval of the laboratory. Where applicable, sampling conducted by Pace Analytical National is performed per guidance provided in laboratory standard operating procedures ENV-SOP-MTJL-0067 and ENV-SOP-MTJL-0068. Where sampling conducted by the customer, results relate to the accuracy of the information provided, and as the samples are received.

Pace Analytical National
12065 Lebanon Rd Mount Juliet, TN 37122 615-758-5858 800-767-5859 mydata.pacelabs.com

TABLE OF CONTENTS

Cp: Cover Page 1
Tc: Table of Contents 2
Ss: Sample Summary 3
Cn: Case Narrative 4
Sr: Sample Results 5
P60 L1821694-01 5
P60 DUP L1821694-02 6
Qc: Quality Control Summary 7
Radiochemistry by Method 904/9320 7
Radiochemistry by Method SM7500Ra B M 8
Gl: Glossary of Terms 9
Al: Accreditations & Locations 10
Sc: Sample Chain of Custody 11

SAMPLE SUMMARY

P60 L1821694-01 Non-Potable Water

Collected by	Collected date/time	Received date/time
	01/28/25 12:08	01/31/25 09:00

Method	Batch	Dilution	Preparation date/time	Analysis date/time	Analyst	Location
Radiochemistry by Method 904/9320	WG2445424	1	02/04/25 11:19	02/07/25 17:45	DDD	Mt. Juliet, TN
Radiochemistry by Method Calculation	WG2446253	1	02/05/25 11:30	02/10/25 14:52	DDD	Mt. Juliet, TN
Radiochemistry by Method SM7500Ra B M	WG2446253	1	02/05/25 11:30	02/10/25 14:52	ZRG	Mt. Juliet, TN

P60 DUP L1821694-02 Non-Potable Water

Collected by	Collected date/time	Received date/time
	01/28/25 12:08	01/31/25 09:00

Method	Batch	Dilution	Preparation date/time	Analysis date/time	Analyst	Location
Radiochemistry by Method 904/9320	WG2445424	1	02/04/25 11:19	02/07/25 17:45	DDD	Mt. Juliet, TN
Radiochemistry by Method Calculation	WG2446253	1	02/05/25 11:30	02/10/25 14:52	DDD	Mt. Juliet, TN
Radiochemistry by Method SM7500Ra B M	WG2446253	1	02/05/25 11:30	02/10/25 14:52	ZRG	Mt. Juliet, TN

CASE NARRATIVE

1 Cp
2 Tc
3 Ss
4 Cn
5 Sr
6 Qc
7 Gl
8 Al
9 Sc

All sample aliquots were received at the correct temperature, in the proper containers, with the appropriate preservatives, and within method specified holding times, unless qualified or notated within the report. Where applicable, all MDL (LOD) and RDL (LOQ) values reported for environmental samples have been corrected for the dilution factor used in the analysis. All radiochemical sample results for solids are reported on a dry weight basis with the exception of tritium, carbon-14 and radon, unless wet weight was requested by the client. All Method and Batch Quality Control are within established criteria except where addressed in this case narrative, a non-conformance form or properly qualified within the sample results. By my digital signature below, I affirm to the best of my knowledge, all problems/anomalies observed by the laboratory as having the potential to affect the quality of the data have been identified by the laboratory, and no information or data have been knowingly withheld that would affect the quality of the data.

Ashley N Pullium
Project Manager

Radiochemistry by Method 904/9320

Analyte	Result pCi/l	Qualifier	2 sigma CE + / -	TPU + / -	MDA pCi/l	Lc pCi/l	Analysis Date date / time	Batch
RADIUM-228	0.737		0.355	0.653	0.680	0.356	02/07/2025 17:45	WG2445424
(T) Barium	*96.2*					*30.0-143*	*02/07/2025 17:45*	WG2445424
(T) Yttrium	*90.1*					*30.0-136*	*02/07/2025 17:45*	WG2445424

Radiochemistry by Method Calculation

Analyte	Result pCi/l	Qualifier	Uncertainty + / -	MDA pCi/l	Analysis Date date / time	Batch
Combined Radium	0.938		0.394	0.704	02/10/2025 14:52	WG2446253

Radiochemistry by Method SM7500Ra B M

Analyte	Result pCi/l	Qualifier	2 sigma CE + / -	TPU + / -	MDA pCi/l	Lc pCi/l	Analysis Date date / time	Batch
RADIUM-226	0.201		0.170	0.270	0.182	0.138	02/10/2025 14:52	WG2446253
(T) Barium-133	*103*					*30.0-143*	*02/10/2025 14:52*	WG2446253

Radiochemistry by Method 904/9320

Analyte	Result pCi/l	Qualifier	2 sigma CE + / -	TPU + / -	MDA pCi/l	Lc pCi/l	Analysis Date date / time	Batch
RADIUM-228	0.456	J	0.324	0.619	0.630	0.331	02/07/2025 17:45	WG2445424
(T) Barium	*97.5*					*30.0-143*	*02/07/2025 17:45*	WG2445424
(T) Yttrium	*90.9*					*30.0-136*	*02/07/2025 17:45*	WG2445424

Radiochemistry by Method Calculation

Analyte	Result pCi/l	Qualifier	Uncertainty + / -	MDA pCi/l	Analysis Date date / time	Batch
Combined Radium	1.83		0.562	0.682	02/10/2025 14:52	WG2446253

Radiochemistry by Method SM7500Ra B M

Analyte	Result pCi/l	Qualifier	2 sigma CE + / -	TPU + / -	MDA pCi/l	Lc pCi/l	Analysis Date date / time	Batch
RADIUM-226	1.38		0.459	1.06	0.260	0.186	02/10/2025 14:52	WG2446253
(T) Barium-133	*108*					*30.0-143*	*02/10/2025 14:52*	WG2446253

QUALITY CONTROL SUMMARY

L1821694-01,02

Method Blank (MB)

(MB) R4176536-1 02/07/25 17:45

Analyte	MB Result pCi/l	MB Qualifier	MB 2 sigma CE + / -	MB MDA pCi/l	MB Lc pCi/l
Radium-228	0.394		0.183	0.350	0.183
(T) Barium	*128*		*128*		
(T) Yttrium	*87.3*		*87.3*		

L1821694-02 Original Sample (OS) • Duplicate (DUP)

(OS) L1821694-02 02/07/25 17:45 • (DUP) R4176536-5 02/07/25 17:45

Analyte	Original Result pCi/l	Original 2 sigma CE + / -	Original MDA pCi/l	Original Lc pCi/l	DUP Result pCi/l	DUP 2 sigma CE + / -	DUP MDA pCi/l	DUP Lc pCi/l	DUP RPD %	DUP RER	DUP Qualifier	DUP RPD Limits %	DUP RER Limit
Radium-228	0.456	0.324	0.630	0.331	0.697	0.387	0.745	0.389	41.8	0.477	J	20	3
(T) Barium	*97.5*				*99.1*	*99.1*							
(T) Yttrium	*90.9*				*92.1*	*92.1*							

Laboratory Control Sample (LCS)

(LCS) R4176536-2 02/07/25 17:45

Analyte	Spike Amount pCi/l	LCS Result pCi/l	LCS Rec. %	Rec. Limits %	LCS Qualifier
Radium-228	5.00	5.02	100	80.0-120	
(T) Barium			*84.3*		
(T) Yttrium			*91.1*		

L1821697-01 Original Sample (OS) • Matrix Spike (MS) • Matrix Spike Duplicate (MSD)

(OS) L1821697-01 02/07/25 17:45 • (MS) R4176536-3 02/07/25 17:45 • (MSD) R4176536-4 02/07/25 17:45

Analyte	Spike Amount pCi/l	Original Result pCi/l	MS Result pCi/l	MSD Result pCi/l	MS Rec. %	MSD Rec. %	Dilution	Rec. Limits %	MS Qualifier	MSD Qualifier	RPD %	MS RER	RPD Limits %
Radium-228	16.7	0.349	14.0	14.9	81.6	87.1	1	70.0-130			6.30		20
(T) Barium		*93.0*			*91.6*	*110*							
(T) Yttrium		*89.9*			*93.6*	*88.7*							

QUALITY CONTROL SUMMARY

L1821694-01,02

Method Blank (MB)

(MB) R4175382-1 02/10/25 14:52

Analyte	MB Result pCi/l	MB Qualifier	MB 2 sigma CE + / -	MB MDA pCi/l	MB Lc pCi/l
Radium-226	0.0515	J	0.0647	0.0905	0.0578
(T) Barium-133	*103*		*103*		

L1821694-01 Original Sample (OS) • Duplicate (DUP)

(OS) L1821694-01 02/10/25 14:52 • (DUP) R4175382-5 02/10/25 14:52

Analyte	Original Result pCi/l	Original 2 sigma CE + / -	Original MDA pCi/l	Original Lc pCi/l	DUP Result pCi/l	DUP 2 sigma CE + / -	DUP MDA pCi/l	DUP Lc pCi/l	DUP RPD %	DUP RER	DUP Qualifier	DUP RPD Limits %	DUP RER Limit
Radium-226	0.201	0.170	0.182	0.138	0.220	0.218	0.278	0.193	8.97	0.0684	J	20	3
(T) Barium-133	*103*				*109*	*109*							

Laboratory Control Sample (LCS)

(LCS) R4175382-2 02/10/25 14:52

Analyte	Spike Amount pCi/l	LCS Result pCi/l	LCS Rec. %	Rec. Limits %	LCS Qualifier
Radium-226	5.00	5.03	101	80.0-120	
(T) Barium-133			*105*		

L1822869-06 Original Sample (OS) • Matrix Spike (MS) • Matrix Spike Duplicate (MSD)

(OS) L1822869-06 02/10/25 14:52 • (MS) R4175382-3 02/10/25 14:52 • (MSD) R4175382-4 02/10/25 14:52

Analyte	Spike Amount pCi/l	Original Result pCi/l	MS Result pCi/l	MSD Result pCi/l	MS Rec. %	MSD Rec. %	Dilution	Rec. Limits %	MS Qualifier	MSD Qualifier	RPD %	MS RER	RPD Limits %
Radium-226	20.0	0.506	20.1	16.5	98.1	80.1	1	75.0-125			19.7		20
(T) Barium-133		*110*			*105*	*111*							

GLOSSARY OF TERMS

Guide to Reading and Understanding Your Laboratory Report

The information below is designed to better explain the various terms used in your report of analytical results from the Laboratory. This is not intended as a comprehensive explanation, and if you have additional questions please contact your project representative.

Results Disclaimer - Information that may be provided by the customer, and contained within this report, include Permit Limits, Project Name, Sample ID, Sample Matrix, Sample Preservation, Field Blanks, Field Spikes, Field Duplicates, On-Site Data, Sampling Collection Dates/Times, and Sampling Location. Results relate to the accuracy of this information provided, and as the samples are received.

Abbreviations and Definitions

MDA	Minimum Detectable Activity.
Rec.	Recovery.
RER	Replicate Error Ratio.
RPD	Relative Percent Difference.
SDG	Sample Delivery Group.
(T)	Tracer - A radioisotope of known concentration added to a solution of chemically equivalent radioisotopes at a known concentration to assist in monitoring the yield of the chemical separation.
Analyte	The name of the particular compound or analysis performed. Some Analyses and Methods will have multiple analytes reported.
Dilution	If the sample matrix contains an interfering material, the sample preparation volume or weight values differ from the standard, or if concentrations of analytes in the sample are higher than the highest limit of concentration that the laboratory can accurately report, the sample may be diluted for analysis. If a value different than 1 is used in this field, the result reported has already been corrected for this factor.
Limits	These are the target % recovery ranges or % difference value that the laboratory has historically determined as normal for the method and analyte being reported. Successful QC Sample analysis will target all analytes recovered or duplicated within these ranges.
Original Sample	The non-spiked sample in the prep batch used to determine the Relative Percent Difference (RPD) from a quality control sample. The Original Sample may not be included within the reported SDG.
Qualifier	This column provides a letter and/or number designation that corresponds to additional information concerning the result reported. If a Qualifier is present, a definition per Qualifier is provided within the Glossary and Definitions page and potentially a discussion of possible implications of the Qualifier in the Case Narrative if applicable.
Result	The actual analytical final result (corrected for any sample specific characteristics) reported for your sample. If there was no measurable result returned for a specific analyte, the result in this column may state “ND” (Not Detected) or “BDL” (Below Detectable Levels). The information in the results column should always be accompanied by either an MDL (Method Detection Limit) or RDL (Reporting Detection Limit) that defines the lowest value that the laboratory could detect or report for this analyte.
Uncertainty (Radiochemistry)	Confidence level of 2 sigma.
Case Narrative (Cn)	A brief discussion about the included sample results, including a discussion of any non-conformances to protocol observed either at sample receipt by the laboratory from the field or during the analytical process. If present, there will be a section in the Case Narrative to discuss the meaning of any data qualifiers used in the report.
Quality Control Summary (Qc)	This section of the report includes the results of the laboratory quality control analyses required by procedure or analytical methods to assist in evaluating the validity of the results reported for your samples. These analyses are not being performed on your samples typically, but on laboratory generated material.
Sample Chain of Custody (Sc)	This is the document created in the field when your samples were initially collected. This is used to verify the time and date of collection, the person collecting the samples, and the analyses that the laboratory is requested to perform. This chain of custody also documents all persons (excluding commercial shippers) that have had control or possession of the samples from the time of collection until delivery to the laboratory for analysis.
Sample Results (Sr)	This section of your report will provide the results of all testing performed on your samples. These results are provided by sample ID and are separated by the analyses performed on each sample. The header line of each analysis section for each sample will provide the name and method number for the analysis reported.
Sample Summary (Ss)	This section of the Analytical Report defines the specific analyses performed for each sample ID, including the dates and times of preparation and/or analysis.

Qualifier	Description
J	The identification of the analyte is acceptable; the reported value is an estimate.

ACCREDITATIONS & LOCATIONS

Pace Analytical National 12065 Lebanon Rd Mount Juliet, TN 37122

Alabama	40660	Nebraska	NE-OS-15-05
Alaska	17-026	Nevada	TN000032021-1
Arizona	AZ0612	New Hampshire	2975
Arkansas	88-0469	New Jersey–NELAP	TN002
California	2932	New Mexico [1]	TN00003
Colorado	TN00003	New York	11742
Connecticut	PH-0197	North Carolina	Env375
Florida	E87487	North Carolina [1]	DW21704
Georgia	NELAP	North Carolina [3]	41
Georgia [1]	923	North Dakota	R-140
Idaho	TN00003	Ohio–VAP	CL0069
Illinois	200008	Oklahoma	9915
Indiana	C-TN-01	Oregon	TN200002
Iowa	364	Pennsylvania	68-02979
Kansas	E-10277	Rhode Island	LAO000356
Kentucky [1 6]	KY90010	South Carolina	84004002
Kentucky [2]	16	South Dakota	n/a
Louisiana	AI30792	Tennessee [1 4]	2006
Louisiana	LA018	Texas	T104704245-20-18
Maine	TN00003	Texas [5]	LAB0152
Maryland	324	Utah	TN000032021-11
Massachusetts	M-TN003	Vermont	VT2006
Michigan	9958	Virginia	110033
Minnesota	047-999-395	Washington	C847
Mississippi	TN00003	West Virginia	233
Missouri	340	Wisconsin	998093910
Montana	CERT0086	Wyoming	A2LA
A2LA – ISO 17025	1461.01	AIHA-LAP,LLC EMLAP	100789
A2LA – ISO 17025 [5]	1461.02	DOD	1461.01
Canada	1461.01	USDA	P330-15-00234
EPA–Crypto	TN00003		

[1] Drinking Water [2] Underground Storage Tanks [3] Aquatic Toxicity [4] Chemical/Microbiological [5] Mold [6] Wastewater n/a Accreditation not applicable

* Not all certifications held by the laboratory are applicable to the results reported in the attached report.

* Accreditation is only applicable to the test methods specified on each scope of accreditation held by Pace Analytical.

SUBCONTRACT ORDER
Transfer Chain of Custody

C022

Pace Analytical Services, LLC

IA04117

107

SENDING LABORATORY

PDC Laboratories, Inc.
2231 W Altorfer Dr
Peoria, IL 61615
(800) 752-6651

RECEIVING LABORATORY

Pace Analytical - Mt Juliet, Tn
12065 Lebanon Rd
Mt Juliet, TN 37122
(615) 758-5858

L1529644

Sample: IA04117-01
Name: P60

Sampled: 01/28/25 12:08
Matrix: Ground Water
Preservative: HNO3, pH <2

-01

Analysis	Due	Expires	Comments
01-Radium 226/228 combined	02/10/25 16:00	07/27/25 12:08	10 Day TAT Required

Sample: IA04117-02
Name: P60 DUP

Sampled: 01/28/25 12:08
Matrix: Ground Water
Preservative: HNO3, pH <2

-02

Analysis	Due	Expires	Comments
01-Radium 226/228 combined	02/10/25 16:00	07/27/25 12:08	10 Day TAT Required

CGA9 16.870.4-7.2 7717 5429 4570

Sample Receipt Checklist

COC Seal Present/Intact:	Y__N	If Applicable	
COC Signed/Accurate:	Y__N	VOA Zero Headspace:	__Y__N
Bottles arrive intact:	Y__N	Pres. Correct/Check:	__Y__N
Correct bottles used:	Y__N		
Sufficient volume sent:	Y__N		
RA Screen <0.5 mR/hr:	Y__N		

Containers: 2

Please email results to Diane Billings at diane.billings@pacelabs.com

Date Shipped: 1/29/25 Total # of Containers: 2 Sample Origin (State): IL PO #: _____

Turn-Around Time Requested ☐ NORMAL ☐ RUSH Date Results Needed: _____

Relinquished By	Date/Time	Received By	Date/Time
[signature]	1/29/25 1330	Ashley Baxter	01/31/2025 0900
Relinquished By	Date/Time	Received By	Date/Time

Sample Temperature Upon Receipt	____ °C
Sample(s) Received on Ice	Y or N
Proper Bottles Received in Good Condition	Y or N
Bottles Filled with Adequate Volume	Y or N
Samples Received Within Hold Time	Y or N
Date/Time Taken From Sample Bottle	Y or N

ATTACHMENT B
845 QUARTERLY REPORT - QUARTER 1, 2025
DUCK CREEK POWER PLANT, BOTTOM ASH BASIN
DC-845-005

ANALYTICAL REPORT

February 14, 2025

1 Cp
2 Tc
3 Ss
4 Cn
5 Sr
6 Qc
7 Gl
8 Al
9 Sc

Pace IR - Peoria, IL

Sample Delivery Group:	L1821697
Samples Received:	01/31/2025
Project Number:	IA04247
Description:	IA04247
Report To:	Diane Billings 2231 W. Altorfer Drive Peoria, IL 61615

Entire Report Reviewed By:

Ashley N Pullium
Project Manager

Pace Analytical National
12065 Lebanon Rd Mount Juliet, TN 37122 615-758-5858 800-767-5859 mydata.pacelabs.com

TABLE OF CONTENTS

Cp: Cover Page 1
Tc: Table of Contents 2
Ss: Sample Summary 3
Cn: Case Narrative 4
Sr: Sample Results 5
G62L L1821697-01 5
Qc: Quality Control Summary 6
Radiochemistry by Method 904/9320 6
Radiochemistry by Method SM7500Ra B M 7
Gl: Glossary of Terms 8
Al: Accreditations & Locations 9
Sc: Sample Chain of Custody 10

SAMPLE SUMMARY

G62L L1821697-01 Non-Potable Water

Collected by	Collected date/time	Received date/time
	01/27/25 12:53	01/31/25 09:00

Method	Batch	Dilution	Preparation date/time	Analysis date/time	Analyst	Location
Radiochemistry by Method 904/9320	WG2445424	1	02/04/25 11:19	02/07/25 17:45	DDD	Mt. Juliet, TN
Radiochemistry by Method Calculation	WG2446253	1	02/05/25 11:30	02/10/25 14:52	DDD	Mt. Juliet, TN
Radiochemistry by Method SM7500Ra B M	WG2446253	1	02/05/25 11:30	02/10/25 14:52	ZRG	Mt. Juliet, TN

CASE NARRATIVE

1 Cp
2 Tc
3 Ss
4 Cn
5 Sr
6 Qc
7 Gl
8 Al
9 Sc

All sample aliquots were received at the correct temperature, in the proper containers, with the appropriate preservatives, and within method specified holding times, unless qualified or notated within the report. Where applicable, all MDL (LOD) and RDL (LOQ) values reported for environmental samples have been corrected for the dilution factor used in the analysis. All radiochemical sample results for solids are reported on a dry weight basis with the exception of tritium, carbon-14 and radon, unless wet weight was requested by the client. All Method and Batch Quality Control are within established criteria except where addressed in this case narrative, a non-conformance form or properly qualified within the sample results. By my digital signature below, I affirm to the best of my knowledge, all problems/anomalies observed by the laboratory as having the potential to affect the quality of the data have been identified by the laboratory, and no information or data have been knowingly withheld that would affect the quality of the data.

Ashley N Pullium
Project Manager

Radiochemistry by Method 904/9320

Analyte	Result pCi/l	Qualifier	2 sigma CE + / -	TPU + / -	MDA pCi/l	Lc pCi/l	Analysis Date date / time	Batch
RADIUM-228	0.349	J	0.206	0.422	0.399	0.211	02/07/2025 17:45	WG2445424
(T) Barium	*93.0*					*30.0-143*	*02/07/2025 17:45*	WG2445424
(T) Yttrium	*89.9*					*30.0-136*	*02/07/2025 17:45*	WG2445424

Radiochemistry by Method Calculation

Analyte	Result pCi/l	Qualifier	Uncertainty + / -	MDA pCi/l	Analysis Date date / time	Batch
Combined Radium	0.575		0.274	0.447	02/10/2025 14:52	WG2446253

Radiochemistry by Method SM7500Ra B M

Analyte	Result pCi/l	Qualifier	2 sigma CE + / -	TPU + / -	MDA pCi/l	Lc pCi/l	Analysis Date date / time	Batch
RADIUM-226	0.226		0.181	0.332	0.201	0.144	02/10/2025 14:52	WG2446253
(T) Barium-133	*108*					*30.0-143*	*02/10/2025 14:52*	WG2446253

QUALITY CONTROL SUMMARY

L1821697-01

Method Blank (MB)

(MB) R4176536-1 02/07/25 17:45

Analyte	MB Result pCi/l	MB Qualifier	MB 2 sigma CE + / -	MB MDA pCi/l	MB Lc pCi/l
Radium-228	0.394		0.183	0.350	0.183
(T) Barium	*128*		*128*		
(T) Yttrium	*87.3*		*87.3*		

L1821694-02 Original Sample (OS) • Duplicate (DUP)

(OS) L1821694-02 02/07/25 17:45 • (DUP) R4176536-5 02/07/25 17:45

Analyte	Original Result pCi/l	Original 2 sigma CE + / -	Original MDA pCi/l	Original Lc pCi/l	DUP Result pCi/l	DUP 2 sigma CE + / -	DUP MDA pCi/l	DUP Lc pCi/l	DUP RPD %	DUP RER	DUP Qualifier	DUP RPD Limits %	DUP RER Limit
Radium-228	0.456	0.324	0.630	0.331	0.697	0.387	0.745	0.389	41.8	0.477	J	20	3
(T) Barium	*97.5*				*99.1*	*99.1*							
(T) Yttrium	*90.9*				*92.1*	*92.1*							

Laboratory Control Sample (LCS)

(LCS) R4176536-2 02/07/25 17:45

Analyte	Spike Amount pCi/l	LCS Result pCi/l	LCS Rec. %	Rec. Limits %	LCS Qualifier
Radium-228	5.00	5.02	100	80.0-120	
(T) Barium			*84.3*		
(T) Yttrium			*91.1*		

L1821697-01 Original Sample (OS) • Matrix Spike (MS) • Matrix Spike Duplicate (MSD)

(OS) L1821697-01 02/07/25 17:45 • (MS) R4176536-3 02/07/25 17:45 • (MSD) R4176536-4 02/07/25 17:45

Analyte	Spike Amount pCi/l	Original Result pCi/l	MS Result pCi/l	MSD Result pCi/l	MS Rec. %	MSD Rec. %	Dilution	Rec. Limits %	MS Qualifier	MSD Qualifier	RPD %	MS RER	RPD Limits %
Radium-228	16.7	0.349	14.0	14.9	81.6	87.1	1	70.0-130			6.30		20
(T) Barium		*93.0*			*91.6*	*110*							
(T) Yttrium		*89.9*			*93.6*	*88.7*							

QUALITY CONTROL SUMMARY

L1821697-01

Method Blank (MB)

(MB) R4175382-1 02/10/25 14:52

Analyte	MB Result pCi/l	MB Qualifier	MB 2 sigma CE + / -	MB MDA pCi/l	MB Lc pCi/l
Radium-226	0.0515	J	0.0647	0.0905	0.0578
(T) Barium-133	*103*		*103*		

L1821694-01 Original Sample (OS) • Duplicate (DUP)

(OS) L1821694-01 02/10/25 14:52 • (DUP) R4175382-5 02/10/25 14:52

Analyte	Original Result pCi/l	Original 2 sigma CE + / -	Original MDA pCi/l	Original Lc pCi/l	DUP Result pCi/l	DUP 2 sigma CE + / -	DUP MDA pCi/l	DUP Lc pCi/l	DUP RPD %	DUP RER	DUP Qualifier	DUP RPD Limits %	DUP RER Limit
Radium-226	0.201	0.170	0.182	0.138	0.220	0.218	0.278	0.193	8.97	0.0684	J	20	3
(T) Barium-133	*103*				*109*	*109*							

Laboratory Control Sample (LCS)

(LCS) R4175382-2 02/10/25 14:52

Analyte	Spike Amount pCi/l	LCS Result pCi/l	LCS Rec. %	Rec. Limits %	LCS Qualifier
Radium-226	5.00	5.03	101	80.0-120	
(T) Barium-133			*105*		

L1822869-06 Original Sample (OS) • Matrix Spike (MS) • Matrix Spike Duplicate (MSD)

(OS) L1822869-06 02/10/25 14:52 • (MS) R4175382-3 02/10/25 14:52 • (MSD) R4175382-4 02/10/25 14:52

Analyte	Spike Amount pCi/l	Original Result pCi/l	MS Result pCi/l	MSD Result pCi/l	MS Rec. %	MSD Rec. %	Dilution	Rec. Limits %	MS Qualifier	MSD Qualifier	RPD %	MS RER	RPD Limits %
Radium-226	20.0	0.506	20.1	16.5	98.1	80.1	1	75.0-125			19.7		20
(T) Barium-133		*110*			*105*	*111*							

GLOSSARY OF TERMS

Guide to Reading and Understanding Your Laboratory Report

The information below is designed to better explain the various terms used in your report of analytical results from the Laboratory. This is not intended as a comprehensive explanation, and if you have additional questions please contact your project representative.

Results Disclaimer - Information that may be provided by the customer, and contained within this report, include Permit Limits, Project Name, Sample ID, Sample Matrix, Sample Preservation, Field Blanks, Field Spikes, Field Duplicates, On-Site Data, Sampling Collection Dates/Times, and Sampling Location. Results relate to the accuracy of this information provided, and as the samples are received.

Abbreviations and Definitions

MDA	Minimum Detectable Activity.
Rec.	Recovery.
RER	Replicate Error Ratio.
RPD	Relative Percent Difference.
SDG	Sample Delivery Group.
(T)	Tracer - A radioisotope of known concentration added to a solution of chemically equivalent radioisotopes at a known concentration to assist in monitoring the yield of the chemical separation.
Analyte	The name of the particular compound or analysis performed. Some Analyses and Methods will have multiple analytes reported.
Dilution	If the sample matrix contains an interfering material, the sample preparation volume or weight values differ from the standard, or if concentrations of analytes in the sample are higher than the highest limit of concentration that the laboratory can accurately report, the sample may be diluted for analysis. If a value different than 1 is used in this field, the result reported has already been corrected for this factor.
Limits	These are the target % recovery ranges or % difference value that the laboratory has historically determined as normal for the method and analyte being reported. Successful QC Sample analysis will target all analytes recovered or duplicated within these ranges.
Original Sample	The non-spiked sample in the prep batch used to determine the Relative Percent Difference (RPD) from a quality control sample. The Original Sample may not be included within the reported SDG.
Qualifier	This column provides a letter and/or number designation that corresponds to additional information concerning the result reported. If a Qualifier is present, a definition per Qualifier is provided within the Glossary and Definitions page and potentially a discussion of possible implications of the Qualifier in the Case Narrative if applicable.
Result	The actual analytical final result (corrected for any sample specific characteristics) reported for your sample. If there was no measurable result returned for a specific analyte, the result in this column may state “ND” (Not Detected) or “BDL” (Below Detectable Levels). The information in the results column should always be accompanied by either an MDL (Method Detection Limit) or RDL (Reporting Detection Limit) that defines the lowest value that the laboratory could detect or report for this analyte.
Uncertainty (Radiochemistry)	Confidence level of 2 sigma.
Case Narrative (Cn)	A brief discussion about the included sample results, including a discussion of any non-conformances to protocol observed either at sample receipt by the laboratory from the field or during the analytical process. If present, there will be a section in the Case Narrative to discuss the meaning of any data qualifiers used in the report.
Quality Control Summary (Qc)	This section of the report includes the results of the laboratory quality control analyses required by procedure or analytical methods to assist in evaluating the validity of the results reported for your samples. These analyses are not being performed on your samples typically, but on laboratory generated material.
Sample Chain of Custody (Sc)	This is the document created in the field when your samples were initially collected. This is used to verify the time and date of collection, the person collecting the samples, and the analyses that the laboratory is requested to perform. This chain of custody also documents all persons (excluding commercial shippers) that have had control or possession of the samples from the time of collection until delivery to the laboratory for analysis.
Sample Results (Sr)	This section of your report will provide the results of all testing performed on your samples. These results are provided by sample ID and are separated by the analyses performed on each sample. The header line of each analysis section for each sample will provide the name and method number for the analysis reported.
Sample Summary (Ss)	This section of the Analytical Report defines the specific analyses performed for each sample ID, including the dates and times of preparation and/or analysis.

Qualifier	Description
J	The identification of the analyte is acceptable; the reported value is an estimate.

ACCREDITATIONS & LOCATIONS

Pace Analytical National 12065 Lebanon Rd Mount Juliet, TN 37122

Alabama	40660	Nebraska	NE-OS-15-05
Alaska	17-026	Nevada	TN000032021-1
Arizona	AZ0612	New Hampshire	2975
Arkansas	88-0469	New Jersey–NELAP	TN002
California	2932	New Mexico [1]	TN00003
Colorado	TN00003	New York	11742
Connecticut	PH-0197	North Carolina	Env375
Florida	E87487	North Carolina [1]	DW21704
Georgia	NELAP	North Carolina [3]	41
Georgia [1]	923	North Dakota	R-140
Idaho	TN00003	Ohio–VAP	CL0069
Illinois	200008	Oklahoma	9915
Indiana	C-TN-01	Oregon	TN200002
Iowa	364	Pennsylvania	68-02979
Kansas	E-10277	Rhode Island	LAO000356
Kentucky [1 6]	KY90010	South Carolina	84004002
Kentucky [2]	16	South Dakota	n/a
Louisiana	AI30792	Tennessee [1 4]	2006
Louisiana	LA018	Texas	T104704245-20-18
Maine	TN00003	Texas [5]	LAB0152
Maryland	324	Utah	TN000032021-11
Massachusetts	M-TN003	Vermont	VT2006
Michigan	9958	Virginia	110033
Minnesota	047-999-395	Washington	C847
Mississippi	TN00003	West Virginia	233
Missouri	340	Wisconsin	998093910
Montana	CERT0086	Wyoming	A2LA
A2LA – ISO 17025	1461.01	AIHA-LAP,LLC EMLAP	100789
A2LA – ISO 17025 [5]	1461.02	DOD	1461.01
Canada	1461.01	USDA	P330-15-00234
EPA–Crypto	TN00003		

[1] Drinking Water [2] Underground Storage Tanks [3] Aquatic Toxicity [4] Chemical/Microbiological [5] Mold [6] Wastewater n/a Accreditation not applicable

* Not all certifications held by the laboratory are applicable to the results reported in the attached report.

* Accreditation is only applicable to the test methods specified on each scope of accreditation held by Pace Analytical.

SUBCONTRACT ORDER
Transfer Chain of Custody

C023

Pace Analytical Services, LLC

IA04247

SENDING LABORATORY

PDC Laboratories, Inc.
2231 W Altorfer Dr
Peoria, IL 61615
(800) 752-6651

RECEIVING LABORATORY

Pace Analytical - Mt Juliet, Tn
12065 Lebanon Rd
Mt Juliet, TN 37122
(615) 758-5858

U821817

Sample: IA04247-01
Name: G62L

Sampled: 01/27/25 12:53
Matrix: Ground Water
Preservative: HNO3, pH <2

-a

Analysis	Due	Expires	Comments
01-Radium 226/228 combined	02/07/25 16:00	07/26/25 12:53	10 Day TAT Required

CGA9 16810.4 °F 17.2 7717 54.29 4570

Sample Receipt Checklist

COC Seal Present/Intact:	X Y N	If Applicable	
COC Signed/Accurate:	Y N	VOA Zero Headspace	Y N
Bottles arrive intact:	Y N	Pres. Correct/Check:	Y N
Correct bottles used:	Y N		
Sufficient volume sent:	Y N		
RA Screen <0.5 mR/hr:	Y N		

Container: 1

Please email results to Diane Billings at diane.billings@pacelabs.com

Date Shipped: 1/29/25 Total # of Containers: 1 Sample Origin (State): IL PO #: _____

Turn-Around Time Requested ☐ NORMAL ☐ RUSH Date Results Needed: _____

Relinquished By	Date/Time	Received By	Date/Time
[signature]	1/29/25 1330	[signature]	01/31/2025 0900

Sample Temperature Upon Receipt	____ °C
Sample(s) Received on Ice	Y or N
Proper Bottles Received in Good Condition	Y or N
Bottles Filled with Adequate Volume	Y or N
Samples Received Within Hold Time	Y or N
Date/Time Taken From Sample Bottle	Y or N

ANALYTICAL REPORT

February 25, 2025

Revised Report

1 Cp
2 Tc
3 Ss
4 Cn
5 Sr
6 Qc
7 Gl
8 Al
9 Sc

Pace IR - Peoria, IL

Sample Delivery Group:	L1822864
Samples Received:	02/04/2025
Project Number:	IA04429
Description:	
Site:	01
Report To:	Diane Billings 2231 W. Altorfer Drive Peoria, IL 61615

Entire Report Reviewed By:

Ashley N Pullium
Project Manager

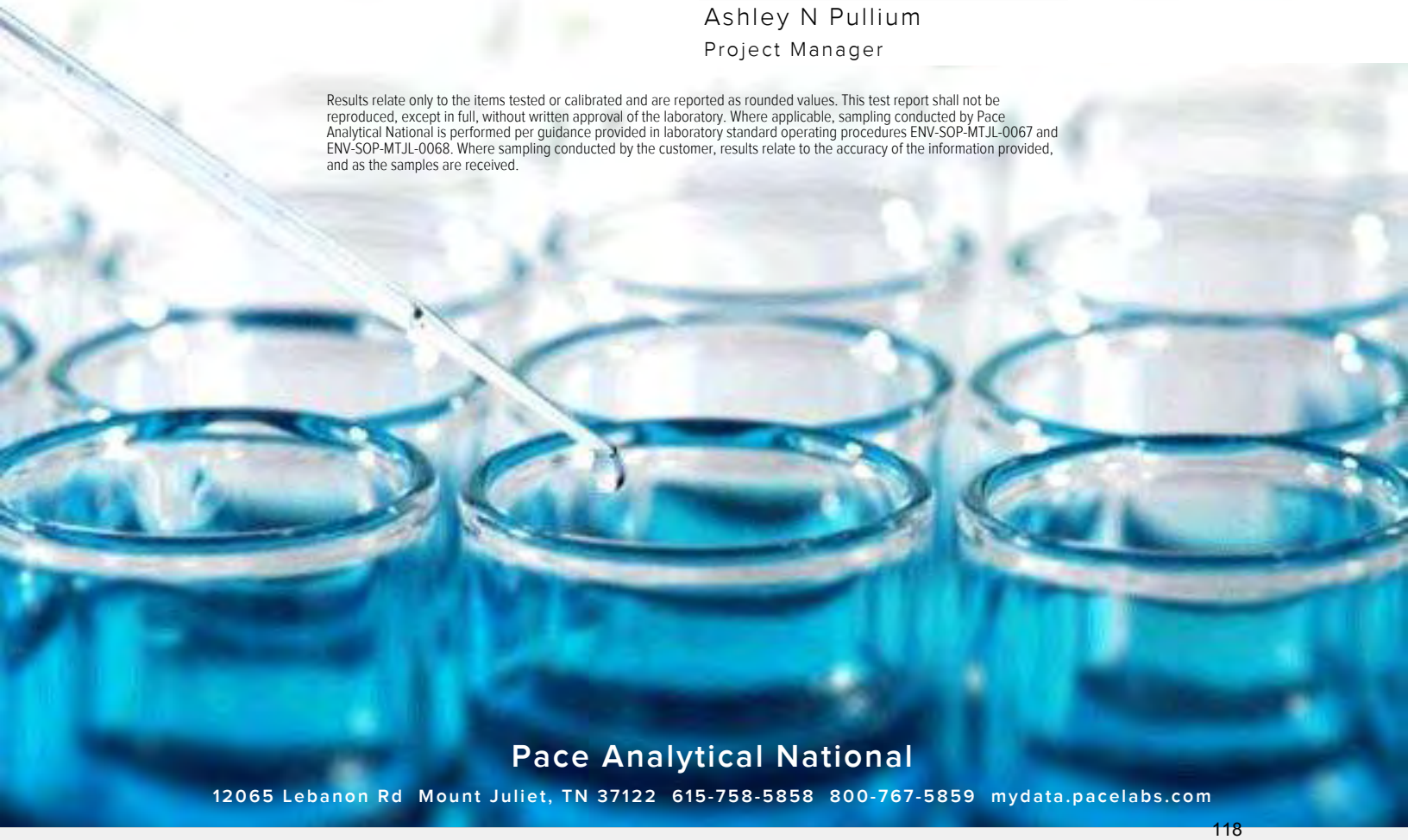

Pace Analytical National
12065 Lebanon Rd Mount Juliet, TN 37122 615-758-5858 800-767-5859 mydata.pacelabs.com

TABLE OF CONTENTS

Cp: Cover Page 1
Tc: Table of Contents 2
Ss: Sample Summary 3
Cn: Case Narrative 4
Sr: Sample Results 5
XPW01 L1822864-01 5
EB #2 L1822864-02 6
BA03 L1822864-03 7
BA03L L1822864-04 8
BA04 L1822864-05 9
Qc: Quality Control Summary 10
Radiochemistry by Method 904/9320 10
Radiochemistry by Method SM7500Ra B M 11
Gl: Glossary of Terms 12
Al: Accreditations & Locations 13
Sc: Sample Chain of Custody 14

SAMPLE SUMMARY

XPW01 L1822864-01 Non-Potable Water

Collected by	Collected date/time	Received date/time
	01/29/25 14:10	02/04/25 09:00

Method	Batch	Dilution	Preparation date/time	Analysis date/time	Analyst	Location
Radiochemistry by Method 904/9320	WG2447151	1	02/06/25 22:41	02/13/25 13:10	DDD	Mt. Juliet, TN
Radiochemistry by Method Calculation	WG2446253	1	02/05/25 11:30	02/13/25 13:10	DDD	Mt. Juliet, TN
Radiochemistry by Method SM7500Ra B M	WG2446253	1	02/05/25 11:30	02/10/25 14:52	ZRG	Mt. Juliet, TN

EB #2 L1822864-02 Non-Potable Water

Collected by	Collected date/time	Received date/time
	01/29/25 14:35	02/04/25 09:00

Method	Batch	Dilution	Preparation date/time	Analysis date/time	Analyst	Location
Radiochemistry by Method 904/9320	WG2447151	1	02/06/25 22:41	02/13/25 13:10	DDD	Mt. Juliet, TN
Radiochemistry by Method Calculation	WG2446253	1	02/05/25 11:30	02/13/25 13:10	DDD	Mt. Juliet, TN
Radiochemistry by Method SM7500Ra B M	WG2446253	1	02/05/25 11:30	02/10/25 14:52	ZRG	Mt. Juliet, TN

BA03 L1822864-03 Non-Potable Water

Collected by	Collected date/time	Received date/time
	01/29/25 12:59	02/04/25 09:00

Method	Batch	Dilution	Preparation date/time	Analysis date/time	Analyst	Location
Radiochemistry by Method 904/9320	WG2447151	1	02/06/25 22:41	02/13/25 13:10	DDD	Mt. Juliet, TN
Radiochemistry by Method Calculation	WG2446253	1	02/05/25 11:30	02/13/25 13:10	DDD	Mt. Juliet, TN
Radiochemistry by Method SM7500Ra B M	WG2446253	1	02/05/25 11:30	02/10/25 14:52	ZRG	Mt. Juliet, TN

BA03L L1822864-04 Non-Potable Water

Collected by	Collected date/time	Received date/time
	01/29/25 13:41	02/04/25 09:00

Method	Batch	Dilution	Preparation date/time	Analysis date/time	Analyst	Location
Radiochemistry by Method 904/9320	WG2447151	1	02/06/25 22:41	02/13/25 13:10	DDD	Mt. Juliet, TN
Radiochemistry by Method Calculation	WG2446253	1	02/05/25 11:30	02/13/25 13:10	DDD	Mt. Juliet, TN
Radiochemistry by Method SM7500Ra B M	WG2446253	1	02/05/25 11:30	02/10/25 14:52	ZRG	Mt. Juliet, TN

BA04 L1822864-05 Non-Potable Water

Collected by	Collected date/time	Received date/time
	01/29/25 15:00	02/04/25 09:00

Method	Batch	Dilution	Preparation date/time	Analysis date/time	Analyst	Location
Radiochemistry by Method 904/9320	WG2447151	1	02/06/25 22:41	02/13/25 13:10	DDD	Mt. Juliet, TN
Radiochemistry by Method Calculation	WG2446253	1	02/05/25 11:30	02/13/25 13:10	DDD	Mt. Juliet, TN
Radiochemistry by Method SM7500Ra B M	WG2446253	1	02/05/25 11:30	02/10/25 14:52	ZRG	Mt. Juliet, TN

CASE NARRATIVE

All sample aliquots were received at the correct temperature, in the proper containers, with the appropriate preservatives, and within method specified holding times, unless qualified or notated within the report. Where applicable, all MDL (LOD) and RDL (LOQ) values reported for environmental samples have been corrected for the dilution factor used in the analysis. All radiochemical sample results for solids are reported on a dry weight basis with the exception of tritium, carbon-14 and radon, unless wet weight was requested by the client. All Method and Batch Quality Control are within established criteria except where addressed in this case narrative, a non-conformance form or properly qualified within the sample results. By my digital signature below, I affirm to the best of my knowledge, all problems/anomalies observed by the laboratory as having the potential to affect the quality of the data have been identified by the laboratory, and no information or data have been knowingly withheld that would affect the quality of the data.

Ashley N Pullium
Project Manager

Report Revision History

Level II Report - Version 1: 02/18/25 12:01

Project Narrative

Editing time

Radiochemistry by Method 904/9320

Analyte	Result pCi/l	Qualifier	2 sigma CE + / -	TPU + / -	MDA pCi/l	Lc pCi/l	Analysis Date date / time	Batch
RADIUM-228	0.233	U	0.267	0.480	0.514	0.269	02/13/2025 13:10	WG2447151
(T) Barium	*88.7*					*30.0-143*	*02/13/2025 13:10*	WG2447151
(T) Yttrium	*98.4*					*30.0-136*	*02/13/2025 13:10*	WG2447151

Radiochemistry by Method Calculation

Analyte	Result pCi/l	Qualifier	Uncertainty + / -	MDA pCi/l	Analysis Date date / time	Batch
Combined Radium	1.85		0.521	0.553	02/13/2025 13:10	WG2446253

Radiochemistry by Method SM7500Ra B M

Analyte	Result pCi/l	Qualifier	2 sigma CE + / -	TPU + / -	MDA pCi/l	Lc pCi/l	Analysis Date date / time	Batch
RADIUM-226	1.62		0.447	1.51	0.205	0.149	02/10/2025 14:52	WG2446253
(T) Barium-133	*104*					*30.0-143*	*02/10/2025 14:52*	WG2446253

Radiochemistry by Method 904/9320

Analyte	Result pCi/l	Qualifier	2 sigma CE + / -	TPU + / -	MDA pCi/l	Lc pCi/l	Analysis Date date / time	Batch
RADIUM-228	0.245	U	0.488	0.950	0.949	0.498	02/13/2025 13:10	WG2447151
(T) Barium	*142*					*30.0-143*	*02/13/2025 13:10*	WG2447151
(T) Yttrium	*101*					*30.0-136*	*02/13/2025 13:10*	WG2447151

Radiochemistry by Method Calculation

Analyte	Result pCi/l	Qualifier	Uncertainty + / -	MDA pCi/l	Analysis Date date / time	Batch
Combined Radium	0.395	U	0.526	0.989	02/13/2025 13:10	WG2446253

Radiochemistry by Method SM7500Ra B M

Analyte	Result pCi/l	Qualifier	2 sigma CE + / -	TPU + / -	MDA pCi/l	Lc pCi/l	Analysis Date date / time	Batch
RADIUM-226	0.150	J	0.195	0.303	0.279	0.193	02/10/2025 14:52	WG2446253
(T) Barium-133	*107*					*30.0-143*	*02/10/2025 14:52*	WG2446253

Radiochemistry by Method 904/9320

Analyte	Result pCi/l	Qualifier	2 sigma CE + / -	TPU + / -	MDA pCi/l	Lc pCi/l	Analysis Date date / time	Batch
RADIUM-228	0.547		0.222	0.420	0.416	0.218	02/13/2025 13:10	WG2447151
(T) Barium	*132*					*30.0-143*	*02/13/2025 13:10*	WG2447151
(T) Yttrium	*106*					*30.0-136*	*02/13/2025 13:10*	WG2447151

Radiochemistry by Method Calculation

Analyte	Result pCi/l	Qualifier	Uncertainty + / -	MDA pCi/l	Analysis Date date / time	Batch
Combined Radium	0.659		0.295	0.514	02/13/2025 13:10	WG2446253

Radiochemistry by Method SM7500Ra B M

Analyte	Result pCi/l	Qualifier	2 sigma CE + / -	TPU + / -	MDA pCi/l	Lc pCi/l	Analysis Date date / time	Batch
RADIUM-226	0.112	J	0.194	0.301	0.302	0.208	02/10/2025 14:52	WG2446253
(T) Barium-133	*118*					*30.0-143*	*02/10/2025 14:52*	WG2446253

Radiochemistry by Method 904/9320

Analyte	Result pCi/l	Qualifier	2 sigma CE + / -	TPU + / -	MDA pCi/l	Lc pCi/l	Analysis Date date / time	Batch
RADIUM-228	0.393	J	0.259	0.471	0.494	0.258	02/13/2025 13:10	WG2447151
(T) Barium	*88.2*					*30.0-143*	*02/13/2025 13:10*	WG2447151
(T) Yttrium	*110*					*30.0-136*	*02/13/2025 13:10*	WG2447151

Radiochemistry by Method Calculation

Analyte	Result pCi/l	Qualifier	Uncertainty + / -	MDA pCi/l	Analysis Date date / time	Batch
Combined Radium	0.760		0.397	0.611	02/13/2025 13:10	WG2446253

Radiochemistry by Method SM7500Ra B M

Analyte	Result pCi/l	Qualifier	2 sigma CE + / -	TPU + / -	MDA pCi/l	Lc pCi/l	Analysis Date date / time	Batch
RADIUM-226	0.367		0.301	0.583	0.360	0.240	02/10/2025 14:52	WG2446253
(T) Barium-133	*109*					*30.0-143*	*02/10/2025 14:52*	WG2446253

Radiochemistry by Method 904/9320

Analyte	Result pCi/l	Qualifier	2 sigma CE + / -	TPU + / -	MDA pCi/l	Lc pCi/l	Analysis Date date / time	Batch
RADIUM-228	0.247	J	0.232	0.432	0.446	0.233	02/13/2025 13:10	WG2447151
(T) Barium	*111*					*30.0-143*	*02/13/2025 13:10*	WG2447151
(T) Yttrium	*98.6*					*30.0-136*	*02/13/2025 13:10*	WG2447151

Radiochemistry by Method Calculation

Analyte	Result pCi/l	Qualifier	Uncertainty + / -	MDA pCi/l	Analysis Date date / time	Batch
Combined Radium	0.310	J	0.322	0.586	02/13/2025 13:10	WG2446253

Radiochemistry by Method SM7500Ra B M

Analyte	Result pCi/l	Qualifier	2 sigma CE + / -	TPU + / -	MDA pCi/l	Lc pCi/l	Analysis Date date / time	Batch
RADIUM-226	0.0631	U	0.224	0.327	0.380	0.250	02/10/2025 14:52	WG2446253
(T) Barium-133	*98.4*					*30.0-143*	*02/10/2025 14:52*	WG2446253

QUALITY CONTROL SUMMARY

L1822864-01,02,03,04,05

Method Blank (MB)

(MB) R4176838-1 02/11/25 16:31

Analyte	MB Result pCi/l	MB Qualifier	MB 2 sigma CE + / -	MB MDA pCi/l	MB Lc pCi/l
Radium-228	-0.363	U	0.258	0.247	
(T) Barium	*133*		*133*		
(T) Yttrium	*77.1*		*77.1*		

L1823134-02 Original Sample (OS) • Duplicate (DUP)

(OS) L1823134-02 02/13/25 13:10 • (DUP) R4176838-5 02/12/25 17:51

Analyte	Original Result pCi/l	Original 2 sigma CE + / -	Original MDA pCi/l	Original Lc pCi/l	DUP Result pCi/l	DUP 2 sigma CE + / -	DUP MDA pCi/l	DUP Lc pCi/l	DUP RPD %	DUP RER	DUP Qualifier	DUP RPD Limits %	DUP RER Limit
Radium-228	1.76	0.669	0.648	0.340	2.03	0.311	0.522		14.4	0.369		20	3
(T) Barium	*132*				*123*	*123*							
(T) Yttrium	*87.3*				*89.2*	*89.2*							

Laboratory Control Sample (LCS)

(LCS) R4176838-2 02/12/25 17:51

Analyte	Spike Amount pCi/l	LCS Result pCi/l	LCS Rec. %	Rec. Limits %	LCS Qualifier
Radium-228	5.00	4.89	97.8	80.0-120	
(T) Barium			*129*		
(T) Yttrium			*89.7*		

L1822864-02 Original Sample (OS) • Matrix Spike (MS) • Matrix Spike Duplicate (MSD)

(OS) L1822864-02 02/13/25 13:10 • (MS) R4176838-3 02/12/25 17:51 • (MSD) R4176838-4 02/12/25 17:51

Analyte	Spike Amount pCi/l	Original Result pCi/l	MS Result pCi/l	MSD Result pCi/l	MS Rec. %	MSD Rec. %	Dilution	Rec. Limits %	MS Qualifier	MSD Qualifier	RPD %	MS RER	RPD Limits %
Radium-228	16.7	0.245	16.4	14.9	96.7	87.9	1	70.0-130			9.39		20
(T) Barium		*142*			*119*	*137*							
(T) Yttrium		*101*			*89.0*	*90.5*							

QUALITY CONTROL SUMMARY

L1822864-01,02,03,04,05

Method Blank (MB)

(MB) R4175382-1 02/10/25 14:52

Analyte	MB Result pCi/l	MB Qualifier	MB 2 sigma CE + / -	MB MDA pCi/l	MB Lc pCi/l
Radium-226	0.0515	J	0.0647	0.0905	0.0578
(T) Barium-133	*103*		*103*		

L1821694-01 Original Sample (OS) • Duplicate (DUP)

(OS) L1821694-01 02/10/25 14:52 • (DUP) R4175382-5 02/10/25 14:52

Analyte	Original Result pCi/l	Original 2 sigma CE + / -	Original MDA pCi/l	Original Lc pCi/l	DUP Result pCi/l	DUP 2 sigma CE + / -	DUP MDA pCi/l	DUP Lc pCi/l	DUP RPD %	DUP RER	DUP Qualifier	DUP RPD Limits %	DUP RER Limit
Radium-226	0.201	0.170	0.182	0.138	0.220	0.218	0.278	0.193	8.97	0.0684	J	20	3
(T) Barium-133	*103*				*109*	*109*							

Laboratory Control Sample (LCS)

(LCS) R4175382-2 02/10/25 14:52

Analyte	Spike Amount pCi/l	LCS Result pCi/l	LCS Rec. %	Rec. Limits %	LCS Qualifier
Radium-226	5.00	5.03	101	80.0-120	
(T) Barium-133			*105*		

L1822869-06 Original Sample (OS) • Matrix Spike (MS) • Matrix Spike Duplicate (MSD)

(OS) L1822869-06 02/10/25 14:52 • (MS) R4175382-3 02/10/25 14:52 • (MSD) R4175382-4 02/10/25 14:52

Analyte	Spike Amount pCi/l	Original Result pCi/l	MS Result pCi/l	MSD Result pCi/l	MS Rec. %	MSD Rec. %	Dilution	Rec. Limits %	MS Qualifier	MSD Qualifier	RPD %	MS RER	RPD Limits %
Radium-226	20.0	0.506	20.1	16.5	98.1	80.1	1	75.0-125			19.7		20
(T) Barium-133		*110*			*105*	*111*							

GLOSSARY OF TERMS

Guide to Reading and Understanding Your Laboratory Report

The information below is designed to better explain the various terms used in your report of analytical results from the Laboratory. This is not intended as a comprehensive explanation, and if you have additional questions please contact your project representative.

Results Disclaimer - Information that may be provided by the customer, and contained within this report, include Permit Limits, Project Name, Sample ID, Sample Matrix, Sample Preservation, Field Blanks, Field Spikes, Field Duplicates, On-Site Data, Sampling Collection Dates/Times, and Sampling Location. Results relate to the accuracy of this information provided, and as the samples are received.

Abbreviations and Definitions

MDA	Minimum Detectable Activity.
Rec.	Recovery.
RER	Replicate Error Ratio.
RPD	Relative Percent Difference.
SDG	Sample Delivery Group.
(T)	Tracer - A radioisotope of known concentration added to a solution of chemically equivalent radioisotopes at a known concentration to assist in monitoring the yield of the chemical separation.
Analyte	The name of the particular compound or analysis performed. Some Analyses and Methods will have multiple analytes reported.
Dilution	If the sample matrix contains an interfering material, the sample preparation volume or weight values differ from the standard, or if concentrations of analytes in the sample are higher than the highest limit of concentration that the laboratory can accurately report, the sample may be diluted for analysis. If a value different than 1 is used in this field, the result reported has already been corrected for this factor.
Limits	These are the target % recovery ranges or % difference value that the laboratory has historically determined as normal for the method and analyte being reported. Successful QC Sample analysis will target all analytes recovered or duplicated within these ranges.
Original Sample	The non-spiked sample in the prep batch used to determine the Relative Percent Difference (RPD) from a quality control sample. The Original Sample may not be included within the reported SDG.
Qualifier	This column provides a letter and/or number designation that corresponds to additional information concerning the result reported. If a Qualifier is present, a definition per Qualifier is provided within the Glossary and Definitions page and potentially a discussion of possible implications of the Qualifier in the Case Narrative if applicable.
Result	The actual analytical final result (corrected for any sample specific characteristics) reported for your sample. If there was no measurable result returned for a specific analyte, the result in this column may state “ND” (Not Detected) or “BDL” (Below Detectable Levels). The information in the results column should always be accompanied by either an MDL (Method Detection Limit) or RDL (Reporting Detection Limit) that defines the lowest value that the laboratory could detect or report for this analyte.
Uncertainty (Radiochemistry)	Confidence level of 2 sigma.
Case Narrative (Cn)	A brief discussion about the included sample results, including a discussion of any non-conformances to protocol observed either at sample receipt by the laboratory from the field or during the analytical process. If present, there will be a section in the Case Narrative to discuss the meaning of any data qualifiers used in the report.
Quality Control Summary (Qc)	This section of the report includes the results of the laboratory quality control analyses required by procedure or analytical methods to assist in evaluating the validity of the results reported for your samples. These analyses are not being performed on your samples typically, but on laboratory generated material.
Sample Chain of Custody (Sc)	This is the document created in the field when your samples were initially collected. This is used to verify the time and date of collection, the person collecting the samples, and the analyses that the laboratory is requested to perform. This chain of custody also documents all persons (excluding commercial shippers) that have had control or possession of the samples from the time of collection until delivery to the laboratory for analysis.
Sample Results (Sr)	This section of your report will provide the results of all testing performed on your samples. These results are provided by sample ID and are separated by the analyses performed on each sample. The header line of each analysis section for each sample will provide the name and method number for the analysis reported.
Sample Summary (Ss)	This section of the Analytical Report defines the specific analyses performed for each sample ID, including the dates and times of preparation and/or analysis.

Qualifier	Description
J	The identification of the analyte is acceptable; the reported value is an estimate.
U	Below Detectable Limits: Indicates that the analyte was not detected.

ACCREDITATIONS & LOCATIONS

Pace Analytical National 12065 Lebanon Rd Mount Juliet, TN 37122

Alabama	40660	Nebraska	NE-OS-15-05
Alaska	17-026	Nevada	TN000032021-1
Arizona	AZ0612	New Hampshire	2975
Arkansas	88-0469	New Jersey–NELAP	TN002
California	2932	New Mexico [1]	TN00003
Colorado	TN00003	New York	11742
Connecticut	PH-0197	North Carolina	Env375
Florida	E87487	North Carolina [1]	DW21704
Georgia	NELAP	North Carolina [3]	41
Georgia [1]	923	North Dakota	R-140
Idaho	TN00003	Ohio–VAP	CL0069
Illinois	200008	Oklahoma	9915
Indiana	C-TN-01	Oregon	TN200002
Iowa	364	Pennsylvania	68-02979
Kansas	E-10277	Rhode Island	LAO000356
Kentucky [1 6]	KY90010	South Carolina	84004002
Kentucky [2]	16	South Dakota	n/a
Louisiana	AI30792	Tennessee [1 4]	2006
Louisiana	LA018	Texas	T104704245-20-18
Maine	TN00003	Texas [5]	LAB0152
Maryland	324	Utah	TN000032021-11
Massachusetts	M-TN003	Vermont	VT2006
Michigan	9958	Virginia	110033
Minnesota	047-999-395	Washington	C847
Mississippi	TN00003	West Virginia	233
Missouri	340	Wisconsin	998093910
Montana	CERT0086	Wyoming	A2LA
A2LA – ISO 17025	1461.01	AIHA-LAP,LLC EMLAP	100789
A2LA – ISO 17025 [5]	1461.02	DOD	1461.01
Canada	1461.01	USDA	P330-15-00234
EPA–Crypto	TN00003		

[1] Drinking Water [2] Underground Storage Tanks [3] Aquatic Toxicity [4] Chemical/Microbiological [5] Mold [6] Wastewater n/a Accreditation not applicable

* Not all certifications held by the laboratory are applicable to the results reported in the attached report.

* Accreditation is only applicable to the test methods specified on each scope of accreditation held by Pace Analytical.

SUBCONTRACT ORDER

Transfer Chain of Custody

B214

Pace Analytical Services, LLC

IA04429

SENDING LABORATORY

PDC Laboratories, Inc.
2231 W Altorfer Dr
Peoria, IL 61615
(800) 752-6651

RECEIVING LABORATORY

Pace Analytical - Mt Juliet, Tn
12065 Lebanon Rd
Mt Juliet, TN 37122
(615) 758-5858

L1522864

Sample: IA04429-01
Name: XPW01

Sampled: 01/29/25 14:10
Matrix: Ground Water
Preservative: HNO3, pH <2

-01

Analysis	Due	Expires	Comments
01-Radium 226/228 combined	02/20/25 16:00	07/28/25 14:10	10 Day TAT Required

Sample: IA04429-02
Name: EB #2

Sampled: 01/29/25 14:35
Matrix: DI Water
Preservative: HNO3, pH <2

-02

Analysis	Due	Expires	Comments
01-Radium 226/228 combined	02/20/25 16:00	07/28/25 14:35	10 Day TAT Required

Sample: IA04429-03
Name: BA03

Sampled: 01/29/25 ~~12:54~~ 1259
Matrix: Ground Water
Preservative: HNO3, pH <2

-03 2/25/25

Analysis	Due	Expires	Comments
01-Radium 226/228 combined	02/20/25 16:00	07/28/25 12:54	10 Day TAT Required

Sample: IA04429-04
Name: BA03L

Sampled: 01/29/25 13:41
Matrix: Ground Water
Preservative: HNO3, pH <2

-04

Analysis	Due	Expires	Comments
01-Radium 226/228 combined	02/20/25 16:00	07/28/25 13:41	10 Day TAT Required

Sample: IA04429-05
Name: BA04

Sampled: 01/29/25 15:00
Matrix: Ground Water
Preservative: HNO3, pH <2

-05

Analysis	Due	Expires	Comments
01-Radium 226/228 combined	02/20/25 16:00	07/28/25 15:00	10 Day TAT Required

SUBCONTRACT ORDER
Transfer Chain of Custody

Pace Analytical Services, LLC

IA04429

L1522864

AMB

Sample Receipt Checklist

COC Seal Present/Intact:	X Y N	If Applicable	
COC Signed/Accurate:	X Y N	VOA Zero Headspace:	Y N
Bottles arrive intact:	X Y N	Pres. Correct/Check:	Y N
Correct bottles used:	X Y N		
Sufficient volume sent:	X Y N	5 TOTAL	
RA Screen <0.5 mR/hr:	X Y N		

Please email results to Diane Billings at diane.billings@pacelabs.com

Date Shipped: 2/3/2025 Total # of Containers: 5 Sample Origin (State): IL PO #: _____

Turn-Around Time Requested ☐ NORMAL ☐ RUSH Date Results Needed: _____

Relinquished By	Date/Time	Received By	Date/Time
Kyeli Dubogast	2/3/2025 14:20		
		Christopher Y. Collins	2/4/25 0900

Sample Temperature Upon Receipt	____ °C
Sample(s) Received on Ice	Y or N
Proper Bottles Received in Good Condition	Y or N
Bottles Filled with Adequate Volume	Y or N
Samples Received Within Hold Time	Y or N
Date/Time Taken From Sample Bottle	Y or N

ANALYTICAL REPORT

February 21, 2025

Revised Report

1 Cp
2 Tc
3 Ss
4 Cn
5 Sr
6 Qc
7 Gl
8 Al
9 Sc

Pace IR - Peoria, IL

Sample Delivery Group:	L1822867
Samples Received:	02/04/2025
Project Number:	IA04618
Description:	
Site:	01
Report To:	Diane Billings 2231 W. Altorfer Drive Peoria, IL 61615

Entire Report Reviewed By:

Ashley N Pullium
Project Manager

Pace Analytical National
12065 Lebanon Rd Mount Juliet, TN 37122 615-758-5858 800-767-5859 mydata.pacelabs.com

TABLE OF CONTENTS

Cp: Cover Page 1
Tc: Table of Contents 2
Ss: Sample Summary 3
Cn: Case Narrative 4
Sr: Sample Results 5
G54S L1822867-01 5
G60S L1822867-02 6
G60L L1822867-03 7
FIELD BLANK L1822867-04 8
Qc: Quality Control Summary 9
Radiochemistry by Method 904/9320 9
Radiochemistry by Method SM7500Ra B M 10
Gl: Glossary of Terms 11
Al: Accreditations & Locations 12
Sc: Sample Chain of Custody 13

SAMPLE SUMMARY

G54S L1822867-01 Non-Potable Water

Collected by	Collected date/time	Received date/time
	01/30/25 10:45	02/04/25 09:00

Method	Batch	Dilution	Preparation date/time	Analysis date/time	Analyst	Location
Radiochemistry by Method 904/9320	WG2447151	1	02/06/25 22:41	02/13/25 13:10	DDD	Mt. Juliet, TN
Radiochemistry by Method Calculation	WG2446253	1	02/05/25 11:30	02/13/25 13:10	DDD	Mt. Juliet, TN
Radiochemistry by Method SM7500Ra B M	WG2446253	1	02/05/25 11:30	02/10/25 14:52	ZRG	Mt. Juliet, TN

G60S L1822867-02 Non-Potable Water

Collected by	Collected date/time	Received date/time
	01/30/25 12:15	02/04/25 09:00

Method	Batch	Dilution	Preparation date/time	Analysis date/time	Analyst	Location
Radiochemistry by Method 904/9320	WG2447151	1	02/06/25 22:41	02/13/25 13:10	DDD	Mt. Juliet, TN
Radiochemistry by Method Calculation	WG2446253	1	02/05/25 11:30	02/13/25 13:10	DDD	Mt. Juliet, TN
Radiochemistry by Method SM7500Ra B M	WG2446253	1	02/05/25 11:30	02/10/25 14:52	ZRG	Mt. Juliet, TN

G60L L1822867-03 Non-Potable Water

Collected by	Collected date/time	Received date/time
	01/30/25 13:23	02/04/25 09:00

Method	Batch	Dilution	Preparation date/time	Analysis date/time	Analyst	Location
Radiochemistry by Method 904/9320	WG2447151	1	02/06/25 22:41	02/13/25 13:10	DDD	Mt. Juliet, TN
Radiochemistry by Method Calculation	WG2446253	1	02/05/25 11:30	02/13/25 13:10	DDD	Mt. Juliet, TN
Radiochemistry by Method SM7500Ra B M	WG2446253	1	02/05/25 11:30	02/10/25 14:52	ZRG	Mt. Juliet, TN

FIELD BLANK L1822867-04 Non-Potable Water

Collected by	Collected date/time	Received date/time
	01/30/25 13:23	02/04/25 09:00

Method	Batch	Dilution	Preparation date/time	Analysis date/time	Analyst	Location
Radiochemistry by Method 904/9320	WG2447151	1	02/06/25 22:41	02/13/25 13:10	DDD	Mt. Juliet, TN
Radiochemistry by Method Calculation	WG2446253	1	02/05/25 11:30	02/13/25 13:10	DDD	Mt. Juliet, TN
Radiochemistry by Method SM7500Ra B M	WG2446253	1	02/05/25 11:30	02/10/25 14:52	ZRG	Mt. Juliet, TN

CASE NARRATIVE

All sample aliquots were received at the correct temperature, in the proper containers, with the appropriate preservatives, and within method specified holding times, unless qualified or notated within the report. Where applicable, all MDL (LOD) and RDL (LOQ) values reported for environmental samples have been corrected for the dilution factor used in the analysis. All radiochemical sample results for solids are reported on a dry weight basis with the exception of tritium, carbon-14 and radon, unless wet weight was requested by the client. All Method and Batch Quality Control are within established criteria except where addressed in this case narrative, a non-conformance form or properly qualified within the sample results. By my digital signature below, I affirm to the best of my knowledge, all problems/anomalies observed by the laboratory as having the potential to affect the quality of the data have been identified by the laboratory, and no information or data have been knowingly withheld that would affect the quality of the data.

Ashley N Pullium
Project Manager

Report Revision History

Level II Report - Version 1: 02/18/25 12:06

Project Narrative

Resvised deliverable corrected collection times

Radiochemistry by Method 904/9320

Analyte	Result pCi/l	Qualifier	2 sigma CE + / -	TPU + / -	MDA pCi/l	Lc pCi/l	Analysis Date date / time	Batch
RADIUM-228	0.0965	U	0.233	0.431	0.451	0.235	02/13/2025 13:10	WG2447151
(T) Barium	*137*					*30.0-143*	*02/13/2025 13:10*	WG2447151
(T) Yttrium	*109*					*30.0-136*	*02/13/2025 13:10*	WG2447151

Radiochemistry by Method Calculation

Analyte	Result pCi/l	Qualifier	Uncertainty + / -	MDA pCi/l	Analysis Date date / time	Batch
Combined Radium	0.469	J	0.339	0.511	02/13/2025 13:10	WG2446253

Radiochemistry by Method SM7500Ra B M

Analyte	Result pCi/l	Qualifier	2 sigma CE + / -	TPU + / -	MDA pCi/l	Lc pCi/l	Analysis Date date / time	Batch
RADIUM-226	0.373		0.246	0.411	0.240	0.172	02/10/2025 14:52	WG2446253
(T) Barium-133	*111*					*30.0-143*	*02/10/2025 14:52*	WG2446253

Radiochemistry by Method 904/9320

Analyte	Result pCi/l	Qualifier	2 sigma CE + / -	TPU + / -	MDA pCi/l	Lc pCi/l	Analysis Date date / time	Batch
RADIUM-228	0.600	J	0.588	1.05	1.13	0.586	02/13/2025 13:10	WG2447151
(T) Barium	*142*					*30.0-143*	*02/13/2025 13:10*	WG2447151
(T) Yttrium	*100*					*30.0-136*	*02/13/2025 13:10*	WG2447151

Radiochemistry by Method Calculation

Analyte	Result pCi/l	Qualifier	Uncertainty + / -	MDA pCi/l	Analysis Date date / time	Batch
Combined Radium	1.22		0.667	1.15	02/13/2025 13:10	WG2446253

Radiochemistry by Method SM7500Ra B M

Analyte	Result pCi/l	Qualifier	2 sigma CE + / -	TPU + / -	MDA pCi/l	Lc pCi/l	Analysis Date date / time	Batch
RADIUM-226	0.616		0.315	0.568	0.237	0.176	02/10/2025 14:52	WG2446253
(T) Barium-133	*110*					*30.0-143*	*02/10/2025 14:52*	WG2446253

Radiochemistry by Method 904/9320

Analyte	Result pCi/l	Qualifier	2 sigma CE + / -	TPU + / -	MDA pCi/l	Lc pCi/l	Analysis Date date / time	Batch
RADIUM-228	0.644	J	0.630	1.11	1.21	0.630	02/13/2025 13:10	WG2447151
(T) Barium	*127*					*30.0-143*	*02/13/2025 13:10*	WG2447151
(T) Yttrium	*94.1*					*30.0-136*	*02/13/2025 13:10*	WG2447151

Radiochemistry by Method Calculation

Analyte	Result pCi/l	Qualifier	Uncertainty + / -	MDA pCi/l	Analysis Date date / time	Batch
Combined Radium	0.936	J	0.667	1.23	02/13/2025 13:10	WG2446253

Radiochemistry by Method SM7500Ra B M

Analyte	Result pCi/l	Qualifier	2 sigma CE + / -	TPU + / -	MDA pCi/l	Lc pCi/l	Analysis Date date / time	Batch
RADIUM-226	0.292		0.218	0.425	0.230	0.165	02/10/2025 14:52	WG2446253
(T) Barium-133	*105*					*30.0-143*	*02/10/2025 14:52*	WG2446253

FIELD BLANK SAMPLE RESULTS - 04

Collected date/time: 01/30/25 13:23 L1822867

Radiochemistry by Method 904/9320

Analyte	Result pCi/l	Qualifier	2 sigma CE + / -	TPU + / -	MDA pCi/l	Lc pCi/l	Analysis Date date / time	Batch
RADIUM-228	-0.231	U	0.227	0.429	0.452	0.237	02/13/2025 13:10	WG2447151
(T) Barium	*143*					*30.0-143*	*02/13/2025 13:10*	WG2447151
(T) Yttrium	*96.8*					*30.0-136*	*02/13/2025 13:10*	WG2447151

Radiochemistry by Method Calculation

Analyte	Result pCi/l	Qualifier	Uncertainty + / -	MDA pCi/l	Analysis Date date / time	Batch
Combined Radium	0.0448	U	0.278	0.533	02/13/2025 13:10	WG2446253

Radiochemistry by Method SM7500Ra B M

Analyte	Result pCi/l	Qualifier	2 sigma CE + / -	TPU + / -	MDA pCi/l	Lc pCi/l	Analysis Date date / time	Batch
RADIUM-226	0.0448	U	0.161	0.200	0.282	0.189	02/10/2025 14:52	WG2446253
(T) Barium-133	*110*					*30.0-143*	*02/10/2025 14:52*	WG2446253

QUALITY CONTROL SUMMARY

L1822867-01,02,03,04

Method Blank (MB)

(MB) R4176838-1 02/11/25 16:31

Analyte	MB Result pCi/l	MB Qualifier	MB 2 sigma CE + / -	MB MDA pCi/l	MB Lc pCi/l
Radium-228	-0.363	U	0.258	0.247	
(T) Barium	*133*		*133*		
(T) Yttrium	*77.1*		*77.1*		

L1823134-02 Original Sample (OS) • Duplicate (DUP)

(OS) L1823134-02 02/13/25 13:10 • (DUP) R4176838-5 02/12/25 17:51

Analyte	Original Result pCi/l	Original 2 sigma CE + / -	Original MDA pCi/l	Original Lc pCi/l	DUP Result pCi/l	DUP 2 sigma CE + / -	DUP MDA pCi/l	DUP Lc pCi/l	DUP RPD %	DUP RER	DUP Qualifier	DUP RPD Limits %	DUP RER Limit
Radium-228	1.76	0.669	0.648	0.340	2.03	0.311	0.522		14.4	0.369		20	3
(T) Barium	*132*				*123*	*123*							
(T) Yttrium	*87.3*				*89.2*	*89.2*							

Laboratory Control Sample (LCS)

(LCS) R4176838-2 02/12/25 17:51

Analyte	Spike Amount pCi/l	LCS Result pCi/l	LCS Rec. %	Rec. Limits %	LCS Qualifier
Radium-228	5.00	4.89	97.8	80.0-120	
(T) Barium			*129*		
(T) Yttrium			*89.7*		

L1822864-02 Original Sample (OS) • Matrix Spike (MS) • Matrix Spike Duplicate (MSD)

(OS) L1822864-02 02/13/25 13:10 • (MS) R4176838-3 02/12/25 17:51 • (MSD) R4176838-4 02/12/25 17:51

Analyte	Spike Amount pCi/l	Original Result pCi/l	MS Result pCi/l	MSD Result pCi/l	MS Rec. %	MSD Rec. %	Dilution	Rec. Limits %	MS Qualifier	MSD Qualifier	RPD %	MS RER	RPD Limits %
Radium-228	16.7	0.245	16.4	14.9	96.7	87.9	1	70.0-130			9.39		20
(T) Barium		*142*			*119*	*137*							
(T) Yttrium		*101*			*89.0*	*90.5*							

QUALITY CONTROL SUMMARY

L1822867-01,02,03,04

Method Blank (MB)

(MB) R4175382-1 02/10/25 14:52

Analyte	MB Result pCi/l	MB Qualifier	MB 2 sigma CE + / -	MB MDA pCi/l	MB Lc pCi/l
Radium-226	0.0515	J	0.0647	0.0905	0.0578
(T) Barium-133	*103*		*103*		

L1821694-01 Original Sample (OS) • Duplicate (DUP)

(OS) L1821694-01 02/10/25 14:52 • (DUP) R4175382-5 02/10/25 14:52

Analyte	Original Result pCi/l	Original 2 sigma CE + / -	Original MDA pCi/l	Original Lc pCi/l	DUP Result pCi/l	DUP 2 sigma CE + / -	DUP MDA pCi/l	DUP Lc pCi/l	DUP RPD %	DUP RER	DUP Qualifier	DUP RPD Limits %	DUP RER Limit
Radium-226	0.201	0.170	0.182	0.138	0.220	0.218	0.278	0.193	8.97	0.0684	J	20	3
(T) Barium-133	*103*				*109*	*109*							

Laboratory Control Sample (LCS)

(LCS) R4175382-2 02/10/25 14:52

Analyte	Spike Amount pCi/l	LCS Result pCi/l	LCS Rec. %	Rec. Limits %	LCS Qualifier
Radium-226	5.00	5.03	101	80.0-120	
(T) Barium-133			*105*		

L1822869-06 Original Sample (OS) • Matrix Spike (MS) • Matrix Spike Duplicate (MSD)

(OS) L1822869-06 02/10/25 14:52 • (MS) R4175382-3 02/10/25 14:52 • (MSD) R4175382-4 02/10/25 14:52

Analyte	Spike Amount pCi/l	Original Result pCi/l	MS Result pCi/l	MSD Result pCi/l	MS Rec. %	MSD Rec. %	Dilution	Rec. Limits %	MS Qualifier	MSD Qualifier	RPD %	MS RER	RPD Limits %
Radium-226	20.0	0.506	20.1	16.5	98.1	80.1	1	75.0-125			19.7		20
(T) Barium-133		*110*			*105*	*111*							

GLOSSARY OF TERMS

Guide to Reading and Understanding Your Laboratory Report

The information below is designed to better explain the various terms used in your report of analytical results from the Laboratory. This is not intended as a comprehensive explanation, and if you have additional questions please contact your project representative.

Results Disclaimer - Information that may be provided by the customer, and contained within this report, include Permit Limits, Project Name, Sample ID, Sample Matrix, Sample Preservation, Field Blanks, Field Spikes, Field Duplicates, On-Site Data, Sampling Collection Dates/Times, and Sampling Location. Results relate to the accuracy of this information provided, and as the samples are received.

Abbreviations and Definitions

MDA	Minimum Detectable Activity.
Rec.	Recovery.
RER	Replicate Error Ratio.
RPD	Relative Percent Difference.
SDG	Sample Delivery Group.
(T)	Tracer - A radioisotope of known concentration added to a solution of chemically equivalent radioisotopes at a known concentration to assist in monitoring the yield of the chemical separation.
Analyte	The name of the particular compound or analysis performed. Some Analyses and Methods will have multiple analytes reported.
Dilution	If the sample matrix contains an interfering material, the sample preparation volume or weight values differ from the standard, or if concentrations of analytes in the sample are higher than the highest limit of concentration that the laboratory can accurately report, the sample may be diluted for analysis. If a value different than 1 is used in this field, the result reported has already been corrected for this factor.
Limits	These are the target % recovery ranges or % difference value that the laboratory has historically determined as normal for the method and analyte being reported. Successful QC Sample analysis will target all analytes recovered or duplicated within these ranges.
Original Sample	The non-spiked sample in the prep batch used to determine the Relative Percent Difference (RPD) from a quality control sample. The Original Sample may not be included within the reported SDG.
Qualifier	This column provides a letter and/or number designation that corresponds to additional information concerning the result reported. If a Qualifier is present, a definition per Qualifier is provided within the Glossary and Definitions page and potentially a discussion of possible implications of the Qualifier in the Case Narrative if applicable.
Result	The actual analytical final result (corrected for any sample specific characteristics) reported for your sample. If there was no measurable result returned for a specific analyte, the result in this column may state “ND” (Not Detected) or “BDL” (Below Detectable Levels). The information in the results column should always be accompanied by either an MDL (Method Detection Limit) or RDL (Reporting Detection Limit) that defines the lowest value that the laboratory could detect or report for this analyte.
Uncertainty (Radiochemistry)	Confidence level of 2 sigma.
Case Narrative (Cn)	A brief discussion about the included sample results, including a discussion of any non-conformances to protocol observed either at sample receipt by the laboratory from the field or during the analytical process. If present, there will be a section in the Case Narrative to discuss the meaning of any data qualifiers used in the report.
Quality Control Summary (Qc)	This section of the report includes the results of the laboratory quality control analyses required by procedure or analytical methods to assist in evaluating the validity of the results reported for your samples. These analyses are not being performed on your samples typically, but on laboratory generated material.
Sample Chain of Custody (Sc)	This is the document created in the field when your samples were initially collected. This is used to verify the time and date of collection, the person collecting the samples, and the analyses that the laboratory is requested to perform. This chain of custody also documents all persons (excluding commercial shippers) that have had control or possession of the samples from the time of collection until delivery to the laboratory for analysis.
Sample Results (Sr)	This section of your report will provide the results of all testing performed on your samples. These results are provided by sample ID and are separated by the analyses performed on each sample. The header line of each analysis section for each sample will provide the name and method number for the analysis reported.
Sample Summary (Ss)	This section of the Analytical Report defines the specific analyses performed for each sample ID, including the dates and times of preparation and/or analysis.

Qualifier	Description
J	The identification of the analyte is acceptable; the reported value is an estimate.
U	Below Detectable Limits: Indicates that the analyte was not detected.

ACCREDITATIONS & LOCATIONS

Pace Analytical National 12065 Lebanon Rd Mount Juliet, TN 37122

Alabama	40660	Nebraska	NE-OS-15-05
Alaska	17-026	Nevada	TN000032021-1
Arizona	AZ0612	New Hampshire	2975
Arkansas	88-0469	New Jersey–NELAP	TN002
California	2932	New Mexico [1]	TN00003
Colorado	TN00003	New York	11742
Connecticut	PH-0197	North Carolina	Env375
Florida	E87487	North Carolina [1]	DW21704
Georgia	NELAP	North Carolina [3]	41
Georgia [1]	923	North Dakota	R-140
Idaho	TN00003	Ohio–VAP	CL0069
Illinois	200008	Oklahoma	9915
Indiana	C-TN-01	Oregon	TN200002
Iowa	364	Pennsylvania	68-02979
Kansas	E-10277	Rhode Island	LAO000356
Kentucky [1 6]	KY90010	South Carolina	84004002
Kentucky [2]	16	South Dakota	n/a
Louisiana	AI30792	Tennessee [1 4]	2006
Louisiana	LA018	Texas	T104704245-20-18
Maine	TN00003	Texas [5]	LAB0152
Maryland	324	Utah	TN000032021-11
Massachusetts	M-TN003	Vermont	VT2006
Michigan	9958	Virginia	110033
Minnesota	047-999-395	Washington	C847
Mississippi	TN00003	West Virginia	233
Missouri	340	Wisconsin	998093910
Montana	CERT0086	Wyoming	A2LA
A2LA – ISO 17025	1461.01	AIHA-LAP,LLC EMLAP	100789
A2LA – ISO 17025 [5]	1461.02	DOD	1461.01
Canada	1461.01	USDA	P330-15-00234
EPA–Crypto	TN00003		

[1] Drinking Water [2] Underground Storage Tanks [3] Aquatic Toxicity [4] Chemical/Microbiological [5] Mold [6] Wastewater n/a Accreditation not applicable

* Not all certifications held by the laboratory are applicable to the results reported in the attached report.

* Accreditation is only applicable to the test methods specified on each scope of accreditation held by Pace Analytical.

SUBCONTRACT ORDER
Transfer Chain of Custody

B215

Pace Analytical Services, LLC

IA04618

SENDING LABORATORY

PDC Laboratories, Inc.
2231 W Altorfer Dr
Peoria, IL 61615
(800) 752-6651

RECEIVING LABORATORY

Pace Analytical - Mt Juliet, Tn
12065 Lebanon Rd
Mt Juliet, TN 37122
(615) 758-5858

L822867

Sample: IA04618-01
Name: G54S

Sampled: 01/30/25 10:45
Matrix: Ground Water
Preservative: HNO3, pH <2

-01

Analysis	Due	Expires	Comments
01-Radium 226/228 combined	02/21/25 16:00	07/29/25 10:45	10 Day TAT Required

Sample: IA04618-02
Name: G60S

Sampled: 01/30/25 14:17
Matrix: Ground Water
Preservative: HNO3, pH <2

-02

Analysis	Due	Expires	Comments
01-Radium 226/228 combined	02/21/25 16:00	07/29/25 14:17	10 Day TAT Required

Sample: IA04618-03
Name: G60L

Sampled: 01/30/25 14:17
Matrix: Ground Water
Preservative: HNO3, pH <2

-03

Analysis	Due	Expires	Comments
01-Radium 226/228 combined	02/21/25 16:00	07/29/25 14:17	10 Day TAT Required

Sample: IA04618-04
Name: Field Blank

Sampled: 01/30/25 13:23
Matrix: Ground Water
Preservative: HNO3, pH <2

-04

Analysis	Due	Expires	Comments
01-Radium 226/228 combined	02/21/25 16:00	07/29/25 13:23	10 Day TAT Required

SUBCONTRACT ORDER
Transfer Chain of Custody

Pace Analytical Services, LLC

IA04618

L822867

Sample Receipt Checklist

eal Present/Intact:	Y N	If Applicable	
igned/Accurate:	Y N	VOA Zero Headspace:	Y N
es arrive intact:	Y N	Pres. Correct/Check:	Y N
ct bottles used:	Y N		
cient volume sent:	Y N		
reen <0.5 mR/hr:	Y N		

Amb

Please email results to Diane Billings at diane.billings@pacelabs.com

Date Shipped: 2/3/2025 Total # of Containers: 4 Sample Origin (State): IL PO #: _____

Turn-Around Time Requested ☐ NORMAL ☐ RUSH Date Results Needed: _____

Relinquished By	Date/Time	Received By	Date/Time
Kelli Dubogast	2/3/2025 14:20		
		Christopher L. Gallinger	2/4/25 0900

Sample Temperature Upon Receipt	____ °C
Sample(s) Received on Ice	Y or N
Proper Bottles Received in Good Condition	Y or N
Bottles Filled with Adequate Volume	Y or N
Samples Received Within Hold Time	Y or N
Date/Time Taken From Sample Bottle	Y or N

1A01457

ATTACHMENT B.
845 QUARTERLY REPORT - QUARTER 1, 2025
DUCK CREEK POWER PLANT, BOTTOM ASH BASIN
DC-845-205

CHAIN-OF-CUSTODY / Analytical Request Document

The Chain-of-Custody is a LEGAL DOCUMENT. All relevant fields must be completed accurately

Section A Required Client Information:

Company	Vistra Corp-Duck Creek
Address	17751 North Cilco Rd
	Canton, IL 61520
Email To	Brian.Voelker@VistraCorp.com
Phone	(217) 753-8911 Fax:
Requested Due Date/TAT	10 day

Section B Required Project Information:

Report To	Brian Voelker
Copy To	Sam Davies: samantha.davies@vistracorp.com
	Daryl Johnson: Robert.Johnson@vistracorp.com
Purchase Order No.	
Project Name	
Project Number	

Section C Invoice Information:

Attention:	Brian Voelker
Company Name:	Vistra Corp
Address:	see Section A
Quote Reference:	
Project Manager:	
Profile #	

REGULATORY AGENCY

NPDES GROUND WATER DRINKING WATER
UST RCRA OTHER

Site Location STATE: IL

Section D Required Client Information

Valid Matrix Codes

MATRIX	CODE
DRINKING WATER	DW
WATER	WT
WASTE WATER	WW
PRODUCT	P
SOIL/SOLID	SL
OIL	OL
WIPE	WP
AIR	AR
OTHER	OT
TISSUE	TS

Requested Analysis Filtered (Y/N)

ITEM #	SAMPLE ID (A-Z, 0-9 / -) Sample IDs MUST BE UNIQUE	MATRIX CODE (see valid codes to left)	SAMPLE TYPE (G=GRAB C=COMP)	COLLECTED DATE	COLLECTED TIME	SAMPLE TEMP AT COLLECTION	# OF CONTAINERS	Unpreserved	H_2SO_4	HNO_3	HCl	NaOH	$Na_2S_2O_3$	Methanol	Other	Analysis Test Y/N	DC-257-203	DC-257-204	DC-257-205	DC-811-204	DC-845-203	DC-845-205	DC-CLOSURE-201-202	DC-HCR-201-202	DC-SUP-000	DC-WPCP-203-206			Residual Chlorine (Y/N)	Project No./ Lab I.D.
1	G61S																								X	X					
2	G62L																								X	X					
3	G63L	WT	G	01/09/25	14:30		6	X		X																X					
4	G63S																									X					
5	G64L																X				X					X					
6	G64S	WT	G	01/09/25	15:50		4	X		X							X				X					X					
7	G65L																									X					
8	G65S																									X					
9	G66L																									X					
10	G66S																									X					
11	G67L																									X					
12	G67S																									X					
13	G70L																									X					
14	G71L																									X					
15	G71S																									X					
16	G72L																									X					

ADDITIONAL COMMENTS	RELINQUISHED BY / AFFILIATION	DATE	TIME	ACCEPTED BY / AFFILIATION	DATE	TIME	SAMPLE CONDITIONS			
DC-25Q1 Rev 0	[signature]	01/09/25	16:54	[signature]	1/9/25	1654	4.4	Y	N	Y
							Temp in °C	Received on Ice (Y/N)	Custody Sealed Cooler (Y/N)	Samples Intact (Y/N)

SAMPLER NAME AND SIGNATURE

PRINT Name of SAMPLER: Andy Witeska

SIGNATURE of SAMPLER: [signature]

DATE Signed (MM/DD/YY): 01/09/25

CHAIN-OF-CUSTODY / Analytical Request Document

The Chain-of-Custody is a LEGAL DOCUMENT. All relevant fields must be completed accurately.

Page: 5 of 10

Section A Required Client Information

Company:	Vistra Corp-Duck Creek
Address:	17751 North Cilco Rd
	Canton, IL 61520
Email To:	Brian.Voelker@VistraCorp.com
Phone: (217) 753-8911	Fax:
Requested Due Date/TAT:	10 day

Section B Required Project Information

Report To:	Brian Voelker
Copy To:	Sam Davies samantha.davies@vistracorp.com
	Daryl Johnson Robert.Johnson@vistracorp.com
Purchase Order No:	
Project Name:	
Project Number:	

Section C Invoice Information

Attention:	Brian Voelker
Company Name:	Vistra Corp
Address:	see Section A
Quote Reference:	
Project Manager:	
Profile #:	

REGULATORY AGENCY

NPDES GROUND WATER DRINKING WATER
UST RCRA OTHER

Site Location STATE: IL

Section D Required Client Information

Valid Matrix Codes

MATRIX	CODE
DRINKING WATER	DW
WATER	WT
WASTE WATER	WW
PRODUCT	P
SOIL/SOLID	SL
OIL	OL
WIPE	WP
AIR	AR
OTHER	OT
TISSUE	TS

SAMPLE ID (A-Z, 0-9 / , -) Sample IDs MUST BE UNIQUE

Requested Analysis Filtered (Y/N)

ITEM #	SAMPLE ID	MATRIX CODE (see valid codes to left)	SAMPLE TYPE (G=GRAB C=COMP)	COLLECTED DATE	COLLECTED TIME	SAMPLE TEMP AT COLLECTION	# OF CONTAINERS	Unpreserved	H_2SO_4	HNO_3	HCl	NaOH	$Na_2S_2O_3$	Methanol	Other	Analysis Test Y/N	DC-257-203	DC-257-204	DC-257-205	DC-811-204	DC-845-203	DC-845-205	DC-CLOSURE-201-202	DC-HCR-201-202	DC-SUP-000	DC-WPCP-203-206			Residual Chlorine (Y/N)	Project No./ Lab I.D.
1	G73L																									X				
2	L103																	X												
3	OM01																						X							
4	OM04S																						X							
5	OM05S																						X							
6	OM07																						X							
7	OM08																						X							
8	OM09																						X							
9	OM10																						X							
10	OM100D	WT	G	01/09/25	10:37		5	X		X														X						
11	OM100S	WT	G	01/09/25	11:20		5	X		X														X						
12	OM101D	WT	G	01/09/25	13:15		5	X		X														X						
13	OM101S																							X						
14	OM12																						X							
15	OM12D																							X						
16	OM15																						X							

ADDITIONAL COMMENTS	RELINQUISHED BY / AFFILIATION	DATE	TIME	ACCEPTED BY / AFFILIATION	DATE	TIME	SAMPLE CONDITIONS			
DC-25Q1 Rev 0	Andy Wietesker	01/09/25	16:54							
					1/9/25	16:54	4.4	Y	N	Y
							Temp in °C	Received on Ice (Y/N)	Custody Sealed Cooler (Y/N)	Samples Intact (Y/N)

SAMPLER NAME AND SIGNATURE

PRINT Name of SAMPLER: Andy Wietesker

SIGNATURE of SAMPLER: Andy Wietesker

DATE Signed (MM/DD/YY): 01/09/25

CHAIN-OF-CUSTODY / Analytical Request Document

The Chain-of-Custody is a LEGAL DOCUMENT. All relevant fields must be completed accurately.

Page: 6 of 10

Section A Required Client Information

Company	Vistra Corp-Duck Creek
Address	17751 North Cilco Rd
	Canton, IL 61520
Email To	Brian.Voelker@VistraCorp.com
Phone	(217) 753-8911
Fax	
Requested Due Date/TAT:	10 day

Section B Required Project Information

Report To	Brian Voelker
Copy To	Sam Davies: samantha.davies@vistracorp.com
	Daryl Johnson: Robert.Johnson@vistracorp.com
Purchase Order No.:	
Project Name	
Project Number	

Section C Invoice Information

Attention	Brian Voelker
Company Name	Vistra Corp
Address	see Section A
Quote Reference	
Project Manager	
Profile #	

REGULATORY AGENCY

NPDES GROUND WATER DRINKING WATER
UST RCRA OTHER

Site Location STATE: IL

Section D Required Client Information

Valid Matrix Codes

MATRIX	CODE
DRINKING WATER	DW
WATER	WT
WASTE WATER	WW
PRODUCT	P
SOIL/SOLID	SL
OIL	OL
WIPE	WP
AIR	AR
OTHER	OT
TISSUE	TS

SAMPLE ID (A-Z, 0-9 / ,-) Sample IDs MUST BE UNIQUE

Requested Analysis Filtered (Y/N)

ITEM #	SAMPLE ID	MATRIX CODE (see valid codes to left)	SAMPLE TYPE (G=GRAB C=COMP)	COLLECTED DATE	COLLECTED TIME	SAMPLE TEMP AT COLLECTION	# OF CONTAINERS	Preservatives: Unpreserved	H_2SO_4	HNO_3	HCl	NaOH	$Na_2S_2O_3$	Methanol	Other	Analysis Test (Y/N): DC-257-203	DC-257-204	DC-257-205	DC-811-204	DC-845-203	DC-845-205	DC-CLOSURE-201-202	DC-HCR-201-202	DC-SUP-000	DC-WPCP-203-206			Residual Chlorine (Y/N)	Project No./ Lab I.D.
1	OM15D																						X						
2	OM16																					X							
3	OM17																					X							
4	OM17D	WT	G	01/09/25	12:10		5	X		X													X						
5	OM21																					X							
6	OM22D																					X							
7	OM22S																					X							
8	OM23D																					X							
9	OM23S																					X							
10	OM24D																					X							
11	OM25D																					X							
12	OM25S																					X							
13	OR02																					X							
14	OR03D																					X							
15	OR03S																					X							
16	OR04D																					X							

ADDITIONAL COMMENTS	RELINQUISHED BY / AFFILIATION	DATE	TIME	ACCEPTED BY / AFFILIATION	DATE	TIME
DC-25Q1 Rev 0	Andy Witesian	01/09/25	16 54			
					1/9/25	1654

SAMPLE CONDITIONS			
Temp in °C	Received on Ice (Y/N)	Custody Sealed Cooler (Y/N)	Samples Intact (Y/N)
11.4	Y	N	Y

SAMPLER NAME AND SIGNATURE

PRINT Name of SAMPLER: Andy Witesian

SIGNATURE of SAMPLER: Andy Witesian

DATE Signed (MM/DD/YY): 01/09/25

~~1A018~~
1A02032

CHAIN-OF-CUSTODY / Analytical Request Document

The Chain-of-Custody is a LEGAL DOCUMENT. All relevant fields must be completed accurately.

Page: 1 of 10

Section A Required Client Information

Company	Vistra Corp-Duck Creek
Address	17751 North Cilco Rd
	Canton, IL 61520
Email To	Brian Voelker@VistraCorp.com
Phone	(217) 753-8911 Fax
Requested Due Date/TAT:	10 day

Section B Required Project Information

Report To	Brian Voelker
Copy To	Sam Davies samantha.davies@vistracorp.com
	Daryl Johnson Robert.Johnson@vistracorp.com
Purchase Order No	
Project Name	
Project Number	

Section C Invoice Information

Attention	Brian Voelker
Company Name	Vistra Corp
Address	see Section A
Quote Reference	
Project Manager	
Profile #	

REGULATORY AGENCY

NPDES GROUND WATER DRINKING WATER
UST RCRA OTHER

Site Location STATE: IL

Section D Required Client Information

Valid Matrix Codes

MATRIX	CODE
DRINKING WATER	DW
WATER	WT
WASTE WATER	WW
PRODUCT	P
SOIL/SOLID	SL
OIL	OL
WIPE	WP
AIR	AR
OTHER	OT
TISSUE	TS

ITEM #	SAMPLE ID (A-Z, 0-9 / -) Sample IDs MUST BE UNIQUE	MATRIX CODE (see valid codes to left)	SAMPLE TYPE (G=GRAB C=COMP)	COLLECTED DATE	COLLECTED TIME	SAMPLE TEMP AT COLLECTION	# OF CONTAINERS	Unpreserved	H_2SO_4	HNO_3	HCl	NaOH	$Na_2S_2O_3$	Methanol	Other	Analysis Test (Y/N)	DC-257-203	DC-257-204	DC-257-205	DC-811-204	DC-845-203	DC-845-205	DC-CLOSURE-201-202	DC-HCR-201-202	DC-SUP-000	DC-WPCP-203-206	Residual Chlorine (Y/N)	Project No./ Lab I.D.
1	~~DM15D~~	WT	G	13-Jan-25	1620		5	X		X																		
2	~~DM15D Equip Rinse~~ DUP 1/13/25						5	X		X																		
3	DM21				1303		2	X		X																		
4	DM22D				1041		2	X		X																		
5	DM23D				1502		2	X		X																		
6	DM24D				1117		2	X		X																		
7	DM25S				1206		2	X		X																		
8	DR8D				1358		2	X		X																		
9	DR11				1445		2	X		X																		
10	DR11 ~~Equip Rinse~~ DUP 1/13/25						2	X		X																		
11	DR13D				1304		2	X		X																		
12	DR13S				1321		2	X		X																		
13	DR17D				1110		2	X		X																		
14	~~Equipment~~ Blank #1				1625		5	X		X																		
15																												
16																												

Requested Analysis Filtered (Y/N)

Correction Factor (Deg C) 0
Corrected Temp (Deg C) 0
Method: Hand held Field GPS Walkin USFS

ADDITIONAL COMMENTS	RELINQUISHED BY / AFFILIATION	DATE	TIME	ACCEPTED BY / AFFILIATION	DATE	TIME	SAMPLE CONDITIONS			
DC-25Q1 Rev 0	Austin M	13-Jan-25	1729		1/13/25	1000	Temp in °C	Received on Ice (Y/N)	Custody Sealed Cooler (Y/N)	Samples Intact (Y/N)

SAMPLER NAME AND SIGNATURE
PRINT Name of SAMPLER: Austin Moore
SIGNATURE of SAMPLER: Austin M
DATE Signed (MM/DD/YY): 01/13/25

ENV-FRM-PEOR-0098 v03_Sample Condition Upon Receipt

Client Name: Vistra Work Order #: 1A02032 Completed by / Date: ZC 1/14/25

Custody Seal on Cooler/Box Present: Yes ☐ No ☐ Seals intact: Yes ☐ No ☐ N/A ☐

Chain of Custody (CoC) Present:	☑Yes ☐No	
CoC is Legible:	☑Yes ☐No	
Sampler Name Present on COC:	☑Yes ☐No	
Sampler Signature Present on CoC:	☑Yes ☐No	
Sample Collection Date Present on CoC:	☑Yes ☐No	
Sample Collection Time Present on CoC:	☑Yes ☐No	
CoC Relinquished by Client:	☑Yes ☐No	
Unique Sample ID's Present on CoC:	☑Yes ☐No	
CoC and Sample Container Labels Match:	☑Yes ☐No	
Sample chilling process started prior to receipt: If yes, what type of ice:	☐Yes ☐No ☑N/A ☐Wet ☐Blue	
Samples received within temperature compliance: (≤ 6°C,but above freezing or received same day collected and chill process started prior to receipt)	☐Yes ☐No ☑N/A	
Container(s) Received Intact:	☑Yes ☐No	
Containers Received Labeled and Labels are Legible:	☑Yes ☐No	
Appropriate Bottles Received for Analysis Requested:	☑Yes ☐No	
Sufficient Sample Volume Received:	☑Yes ☐No	
USDA Regulated Soil: Country of Origin: _____ State of Origin: _____	☐Yes ☐No ☑N/A	
Trip Blank(s) Received: If present, are they Listed on CoC:	☐Yes ☐No ☑N/A ☐Yes ☐No	
Headspace (<6 mm or no bubbles) present in VOA vials – (Methods 8260, 624, 524.2 - including THM vials) *If headspace is present, note sample ID and # of vials	☐Yes ☐No ☑N/A	
All (Non-Field) Analysis Received Within Hold Times:	☑Yes ☐No	
Rush Turn Around Time Requested:	☑Yes ~~☑No~~ ZC	
Short Hold Time Analysis (48 Hours or Less):	~~☑Yes~~ ☑No ZC	

Client Notification/ Resolution: If checked, please see attached form for additional comments ☐

Person Contacted: _____ Date/Time: _____

Comments/ Resolution: _____

PM Review is documented electronically in LIMS. By releasing the project, the PM acknowledges they have reviewed the sample.

1A07354
RAD

CHAIN-OF-CUSTODY / Analytical Request Document

The Chain-of-Custody is a LEGAL DOCUMENT. All relevant fields must be completed accurately.

Page: 1 of 10

Section A Required Client Information:

Company:	Vistra Corp-Duck Creek
Address:	17751 North Cilco Rd
	Canton, IL 61520
Email To:	Brian.Voelker@VistraCorp.com
Phone: (217) 753-8911	Fax:
Requested Due Date/TAT:	10 day

Section B Required Project Information:

Report To:	Brian Voelker
Copy To:	Sam Davies. samantha.davies@vistracorp.com
	Daryl Johnson: Robert.Johnson@vistracorp.com
Purchase Order No.:	
Project Name:	
Project Number:	

Section C Invoice Information:

Attention:	Brian Voelker
Company Name:	Vistra Corp
Address:	see Section A
Quote Reference:	
Project Manager:	
Profile #:	

REGULATORY AGENCY

NPDES GROUND WATER DRINKING WATER
UST RCRA OTHER

Site Location STATE: IL

Section D Required Client Information

Valid Matrix Codes

MATRIX	CODE
DRINKING WATER	DW
WATER	WT
WASTE WATER	WW
PRODUCT	P
SOIL/SOLID	SL
OIL	OL
WIPE	WP
AIR	AR
OTHER	OT
TISSUE	TS

SAMPLE ID (A-Z, 0-9 / ,-) Sample IDs MUST BE UNIQUE

Requested Analysis Filtered (Y/N)

ITEM #	SAMPLE ID	MATRIX CODE (see valid codes to left)	SAMPLE TYPE (G=GRAB C=COMP)	COLLECTED DATE	COLLECTED TIME	SAMPLE TEMP AT COLLECTION	# OF CONTAINERS	Unpreserved	H_2SO_4	HNO_3	HCl	NaOH	$Na_2S_2O_3$	Methanol	Other	Analysis Test (Y/N)	DC-257-203	DC-257-204	DC-257-205	DC-611-204	DC-845-203	DC-845-205	DC-CLOSURE-201-202	DC-HCR-201-202	DC-SUP-000	DC-WPCP-203-206	Residual Chlorine (Y/N)	Project No./ Lab I.D.
1	BA01	WT	G	15-Jan-25	1440		4	X		X																		
2	~~BA01-FD~~ DUP 1/15/25						4	X		X																		
3	BA02				1618		4	X		X																		
4	BM12				1253		2	X		X																		
5	BM12D				1140		5	X		X																		
6	GG4L				1718		4	X		X																		
7	GG15				1402		4	X		X																		
8	P36L				1050		3	X		X																		
9	R61L				1450		4	X		X																		
10																												
11																												
12																												
13																												
14																												
15																												
16																												

IR Gun # 23 Correction Factor (Deg C) 10.1
Observed Temp (Deg C) 5.7 Corrected Temp (Deg C) 15.8
Delivery Method: FedEx UPS Walk-in USPS Other

ADDITIONAL COMMENTS	RELINQUISHED BY / AFFILIATION	DATE	TIME	ACCEPTED BY / AFFILIATION	DATE	TIME	SAMPLE CONDITIONS
DC-25Q1 Rev 0	[signature]	15-Jan-25	1734	See below			

SAMPLER NAME AND SIGNATURE
PRINT Name of SAMPLER: Austin Moore
SIGNATURE of SAMPLER: [signature] DATE Signed (MM/DD/YY): 01/15/25

Temp in °C | Received on Ice (Y/N) | Custody Sealed Cooler (Y/N) | Samples Intact (Y/N)

[signature] 1/15/25 1734

ENV-FRM-PEOR-0098 v03_Sample Condition Upon Receipt

Client Name: Vistra Work Order #: _____ Completed by / Date: CAP 11/15/25

Custody Seal on Cooler/Box Present: Yes ☐ No ☑ Seals intact: Yes ☐ No ☐ N/A ☑

Chain of Custody (CoC) Present:	☑Yes ☐No	
CoC is Legible:	☑Yes ☐No	
Sampler Name Present on COC:	☑Yes ☐No	
Sampler Signature Present on CoC:	☑Yes ☐No	
Sample Collection Date Present on CoC:	☑Yes ☐No	
Sample Collection Time Present on CoC:	☑Yes ☐No	
CoC Relinquished by Client:	☑Yes ☐No	
Unique Sample ID's Present on CoC:	☑Yes ☐No	
CoC and Sample Container Labels Match:	☑Yes ☐No	
Sample chilling process started prior to receipt: If yes, what type of ice:	☐Yes ☑No ☐N/A ☐Wet ☐Blue	
Samples received within temperature compliance: (≤ 6°C,but above freezing or received same day collected and chill process started prior to receipt)	☑Yes ☐No ☐N/A	
Container(s) Received Intact:	☑Yes ☐No	
Containers Received Labeled and Labels are Legible:	☑Yes ☐No	
Appropriate Bottles Received for Analysis Requested:	☑Yes ☐No	
Sufficient Sample Volume Received:	☑Yes ☐No	
USDA Regulated Soil: Country of Origin: _____ State of Origin: _____	☐Yes ☐No ☑N/A	
Trip Blank(s) Received: If present, are they Listed on CoC:	☐Yes ☐No ☑N/A ☐Yes ☐No	
Headspace (<6 mm or no bubbles) present in VOA vials – (Methods 8260, 624, 524.2 - including THM vials)<br*If headspace is present, note sample ID and # of vials	☐Yes ☐No ☑N/A	
All (Non-Field) Analysis Received Within Hold Times:	☐Yes ☑No	
Rush Turn Around Time Requested:	☐Yes ☑No	
Short Hold Time Analysis (48 Hours or Less):	☐Yes ☑No	

Client Notification/ Resolution: If checked, please see attached form for additional comments ☐

Person Contacted: _____ Date/Time: _____

Comments/ Resolution: _____

PM Review is documented electronically in LIMS. By releasing the project, the PM acknowledges they have reviewed the sample.

DC#_5110_LAB TEMPLATE_EFFECTIVE 04_General Bottle Receipt Form
Effective Date:

WORK ORDER #: _____ INITIALS: CAPI 1/15/25

Plastic Bottles	-1	-2	-3	-4	-5	-6	-7	-8	-9	-10
P, U, 1000ml - Total	1	1	1		1	1	1	2	1	
P, U, 250ml										
P, U, 500ml - Total										
P, U, 500ml - Diss	1	1	1	1	1	1	1		1	
P, 250ml/500ml H_2SO_4 - Total										
P, 250ml/500ml H_2SO_4 - Diss										
P, 250ml/500ml NaOH										
P, 250ml/500ml HNO_3 - Total	1	1	1	1	2	1	1	1	1	
P, 250ml/500ml HNO_3 - Diss										
P, 500ml NaOH + ZnAc										
P, U, 150ml/4oz TC										
P, 2.5L HNO_3	1	1	1	~~1~~	1	1	1	~~1~~	1	
P, U, 2.5L										
P, U, 50ml										
S, P, 120ml $Na_2S_2O_3$										
P, 16oz - Soil/Sludge										
Amber Glass Bottles - Vials										
A, G, U, 1000ml										
A, G, 1000ml HCl										
A, G, 1000ml $MeCl_2$										
A, G, 500ml H_2SO_4										
A, G, U, 500ml										
A, G, U, 250ml H_2SO_4										
A, G, U, 250ml										
A, V, 40ml H_2SO_4										
A, V, U, 60ml										
Clear Glass Bottles - Soil/Sludge Jars - Vials										
C, G, 1000ml HCl										
C, G, U, 1000ml										
C, G, U, 250ml - LLHg										
C, G, U, 250ml - LLHg - FB										
C, G, 16oz - Soil Jar										
C, G, 9oz - Soil Jar										
C, G, 4oz - Soil Jar										
C, G, 2oz - Soil Jar										
C, V, 40ml TSP										
C, V, 40ml HCl										
C, V, U, 40ml										
C, V, 40ml $Na_2S_2O_3$										
C, V, 40ml MeOH										
C, V, 40ml Sodium Bisulfate										
C, V, U, 60ml										
Client Supplied										
Description										

~~1A02625~~
1A02635

CHAIN-OF-CUSTODY / Analytical Request Document

The Chain-of-Custody is a LEGAL DOCUMENT. All relevant fields must be completed accurately.

Page: 1 of 10

Section A Required Client Information:

Company:	Vistra Corp-Duck Creek
Address:	17751 North Cilco Rd
	Canton, IL 61520
Email To:	Brian.Voelker@VistraCorp.com
Phone: (217) 753-8911	Fax:
Requested Due Date/TAT:	10 day

Section B Required Project Information:

Report To:	Brian Voelker
Copy To:	Sam Davies: samantha.davies@vistracorp.com
	Daryl Johnson: Robert.Johnson@vistracorp.com
Purchase Order No.:	
Project Name:	
Project Number:	

Section C Invoice Information:

Attention:	Brian Voelker
Company Name:	Vistra Corp
Address:	see Section A
Quote Reference:	
Project Manager:	
Profile #:	

REGULATORY AGENCY

NPDES | GROUND WATER | DRINKING WATER
UST | RCRA | OTHER

Site Location STATE: IL

Section D Required Client Information

Valid Matrix Codes

MATRIX	CODE
DRINKING WATER	DW
WATER	WT
WASTE WATER	WW
PRODUCT	P
SOIL/SOLID	SL
OIL	OL
WIPE	WP
AIR	AR
OTHER	OT
TISSUE	TS

SAMPLE ID (A-Z, 0-9 / ,-) Sample IDs MUST BE UNIQUE

Requested Analysis Filtered (Y/N)

ITEM #	SAMPLE ID	MATRIX CODE (see valid codes to left)	SAMPLE TYPE (G=GRAB C=COMP)	COLLECTED DATE	COLLECTED TIME	SAMPLE TEMP AT COLLECTION	# OF CONTAINERS	Unpreserved	H_2SO_4	HNO_3	HCl	NaOH	$Na_2S_2O_3$	Methanol	Other	Analysis Test (Y/N)	DC-257-203	DC-257-204	DC-257-205	DC-811-204	DC-845-203	DC-845-205	DC-CLOSURE-201-202	DC-HCR-201-202	DC-SUP-000	DC-WPCP-203-206			Residual Chlorine (Y/N)	Project No./ Lab I.D.
1	G025	WT	G	16-Jan-25	1000		4	X		X																				
2	G045				1213		3	X		X																				
3	G095				1318		3	X		X																				
4	G125				1436		3	X		X																				
5	G535				1532		3	X		X																				
6	G53L				1609		3	X		X																				
7	G555				1412		3	X		X																				
8	G55L				1455		3	X		X																				
9	G55L Field dup				1455		3	X		X																				
10	G665				1300		3	X		X																				
11	G66L				1227		3	X		X																				
12	G67L				1140		3	X		X																				
13	G675				1112		3	X		X																				
14																														
15																														
16																														

IR Gun # 18 Correction Factor (Deg C) 0.0
Observed Temp (Deg C) 4.1 Corrected Temp (Deg C) 4.1
Delivery Method: FedEx UPS Walk-in USPS Other

ADDITIONAL COMMENTS	RELINQUISHED BY / AFFILIATION	DATE	TIME	ACCEPTED BY / AFFILIATION	DATE	TIME
DC-25Q1 Rev 0	[signature]	16-Jan-25	1716			
				[signature]	1716	1/16/25

SAMPLE CONDITIONS	
Temp in °C	
Received on Ice (Y/N)	Y
Custody Sealed Cooler (Y/N)	N
Samples Intact (Y/N)	Y

SAMPLER NAME AND SIGNATURE
PRINT Name of SAMPLER: Austin Moore
SIGNATURE of SAMPLER: [signature] DATE Signed (MM/DD/YY): 01/16/25

ENV-FRM-PEOR-0098 v03_Sample Condition Upon Receipt

Client Name: Vistra DC Work Order #: 1A02633 Completed by / Date: ZC 1/16/25

Custody Seal on Cooler/Box Present: Yes ☐ No ☑ Seals intact: Yes ☐ No ☐ N/A ☑

Chain of Custody (CoC) Present:	☑Yes ☐No	
CoC is Legible:	☑Yes ☐No	
Sampler Name Present on COC:	☑Yes ☐No	
Sampler Signature Present on CoC:	☑Yes ☐No	
Sample Collection Date Present on CoC:	☑Yes ☐No	
Sample Collection Time Present on CoC:	☑Yes ☐No	
CoC Relinquished by Client:	☑Yes ☐No	
Unique Sample ID's Present on CoC:	☑Yes ☐No	
CoC and Sample Container Labels Match:	☑Yes ☐No	
Sample chilling process started prior to receipt: If yes, what type of ice:	☑Yes ☐No ~~☐N/A~~ ZC ☑Wet ☐Blue	
Samples received within temperature compliance: (≤ 6°C,but above freezing or received same day collected and chill process started prior to receipt)	☑Yes ☐No ~~☑N/A~~ ZC	
Container(s) Received Intact:	☑Yes ☐No	
Containers Received Labeled and Labels are Legible:	☑Yes ☐No	
Appropriate Bottles Received for Analysis Requested:	☑Yes ☐No	
Sufficient Sample Volume Received:	☑Yes ☐No	
USDA Regulated Soil: Country of Origin: _____ State of Origin: _____	☐Yes ☐No ☑N/A	
Trip Blank(s) Received: If present, are they Listed on CoC:	☐Yes ☐No ☑N/A ☐Yes ☐No	
Headspace (<6 mm or no bubbles) present in VOA vials – (Methods 8260, 624, 524.2 - including THM vials) *If headspace is present, note sample ID and # of vials	☐Yes ☐No ☑N/A	
All (Non-Field) Analysis Received Within Hold Times:	☑Yes ☐No	
Rush Turn Around Time Requested:	☐Yes ☑No	
Short Hold Time Analysis (48 Hours or Less):	☐Yes ☑No	

Client Notification/ Resolution: If checked, please see attached form for additional comments ☐

Person Contacted: _____ Date/Time: _____

Comments/ Resolution: _____

PM Review is documented electronically in LIMS. By releasing the project, the PM acknowledges they have reviewed the sample.

CHAIN-OF-CUSTODY / Analytical Request Document

The Chain-of-Custody is a LEGAL DOCUMENT. All relevant fields must be completed accurately.

IA02985

Page: 1 of 10

Section A Required Client Information:

Company:	Vistra Corp-Duck Creek
Address:	17751 North Cilco Rd
	Canton, IL 61520
Email To:	Brian.Voelker@VistraCorp.com
Phone: (217) 753-8911	Fax:
Requested Due Date/TAT:	10 day

Section B Required Project Information:

Report To:	Brian Voelker
Copy To:	Sam Davies: samantha.davies@vistracorp.com
	Daryl Johnson: Robert.Johnson@vistracorp.com
Purchase Order No.:	
Project Name:	
Project Number:	

Section C Invoice Information:

Attention:	Brian Voelker
Company Name:	Vistra Corp
Address:	see Section A
Quote Reference:	
Project Manager:	
Profile #:	

REGULATORY AGENCY

NPDES GROUND WATER DRINKING WATER
UST RCRA OTHER

Site Location STATE: IL

Section D Required Client Information

SAMPLE ID (A-Z, 0-9 / ,-) Sample IDs MUST BE UNIQUE

Valid Matrix Codes

MATRIX	CODE
DRINKING WATER	DW
WATER	WT
WASTE WATER	WW
PRODUCT	P
SOIL/SOLID	SL
OIL	OL
WIPE	WP
AIR	AR
OTHER	OT
TISSUE	TS

Requested Analysis Filtered (Y/N)

ITEM #	SAMPLE ID	MATRIX CODE (see valid codes to left)	SAMPLE TYPE (G=GRAB C=COMP)	COLLECTED DATE	COLLECTED TIME	SAMPLE TEMP AT COLLECTION	# OF CONTAINERS	Unpreserved	H_2SO_4	HNO_3	HCl	NaOH	$Na_2S_2O_3$	Methanol	Other	Analysis Test Y/N	DC-257-203	DC-257-204	DC-257-205	DC-811-204	DC-845-203	DC-845-205	DC-CLOSURE-201-202	DC-HCR-201-202	DC-SUP-000	DC-WPCP-203-206	Residual Chlorine (Y/N)	Project No./ Lab I.D.
1	G54L	WT	G	01/20/2025	1803		4	X		X																		
2	G57L	WT	G	01/20/2025	1445		3	X		X																		
3	BA02L	WT	G	01/20/2025	1535		4	X		X																		
4	BA05	WT	G	01/20/2025	1350		4	X		X																		
5	BA06	WT	G	01/20/2025	1225		4	X		X																		
6																												
7																												
8																												
9																												
10																												
11																												
12																												
13																												
14																												
15																												
16																												

IR Gun #: 20 Correction Factor (Deg C): 10.1

Observed Temp (Deg C): 3.8 Corrected Temp (Deg C): 3.9

Delivery Method: FedEx UPS Walkin USPS Other

ADDITIONAL COMMENTS	RELINQUISHED BY / AFFILIATION	DATE	TIME	ACCEPTED BY / AFFILIATION	DATE	TIME	SAMPLE CONDITIONS
DC-25Q1 Rev 0	Bohannan	01/20/25	1701				
				See Below			

SAMPLER NAME AND SIGNATURE

PRINT Name of SAMPLER: Jordan Bohannan

SIGNATURE of SAMPLER: Bohannan DATE Signed (MM/DD/YY): 01/20/25

Temp in °C | Received on Ice (Y/N) | Custody Sealed Cooler (Y/N) | Samples Intact (Y/N)

1/20/25 1701

ENV-FRM-PEOR-0098 v03_Sample Condition Upon Receipt

Client Name: Vistra-Duck Creek Work Order #: IA02985 Completed by / Date: CAP 1/20/25

Custody Seal on Cooler/Box Present: Yes ☐ No ☑ Seals intact: Yes ☐ No ☐ N/A ☑

Chain of Custody (CoC) Present:	☑Yes ☐No	
CoC is Legible:	☑Yes ☐No	
Sampler Name Present on COC:	☑Yes ☐No	
Sampler Signature Present on CoC:	☑Yes ☐No	
Sample Collection Date Present on CoC:	☑Yes ☐No	
Sample Collection Time Present on CoC:	☑Yes ☐No	
CoC Relinquished by Client:	☑Yes ☐No	
Unique Sample ID's Present on CoC:	☑Yes ☐No	
CoC and Sample Container Labels Match:	☑Yes ☐No	
Sample chilling process started prior to receipt: If yes, what type of ice:	☑Yes ☐No ☐N/A ☑Wet ☐Blue	
Samples received within temperature compliance: (≤ 6°C,but above freezing or received same day collected and chill process started prior to receipt)	☑Yes ☐No ☐N/A	
Container(s) Received Intact:	☑Yes ☐No	
Containers Received Labeled and Labels are Legible:	☑Yes ☐No	
Appropriate Bottles Received for Analysis Requested:	☑Yes ☐No	
Sufficient Sample Volume Received:	☑Yes ☐No	
USDA Regulated Soil: Country of Origin: _____ State of Origin: _____	☐Yes ☐No ☑N/A	
Trip Blank(s) Received: If present, are they Listed on CoC:	☐Yes ☐No ☑N/A ☐Yes ☐No	
Headspace (<6 mm or no bubbles) present in VOA vials – (Methods 8260, 624, 524.2 - including THM vials)<br*If headspace is present, note sample ID and # of vials	☐Yes ☐No ☑N/A	
All (Non-Field) Analysis Received Within Hold Times:	☑Yes ☐No	
Rush Turn Around Time Requested:	☐Yes ☑No	
Short Hold Time Analysis (48 Hours or Less):	☐Yes ☑No	

Client Notification/ Resolution: If checked, please see attached form for additional comments ☐

Person Contacted: _____ Date/Time: _____

Comments/ Resolution: _____

PM Review is documented electronically in LIMS. By releasing the project, the PM acknowledges they have reviewed the sample.

ATTACHMENT B.
_845 QUARTERLY REPORT - QUARTER 4, 2025
DUCK CREEK POWER PLANT, BOTTOM ASH BASIN
DC-845-205

DC# 845 Quarterly Report - Quarter 4, 2025 Sample Receipt Form
Effective Date:

WORK ORDER #: IA02985 INITIALS: CAPI 1/20/25

	Plastic Bottles									
	-1	-2	-3	-4	-5	-6	-7	-8	-9	-10
P, U, 1000ml - Total										
P, U, 250ml										
P, U, 500ml - Total										
P, U, 500ml - Diss										
P, 250ml/500ml H_2SO_4 - Total										
P, 250ml/500ml H_2SO_4 - Diss										
P, 250ml/500ml NaOH										
P, 250ml/500ml HNO_3 - Total										
P, 250ml/500ml HNO_3 - Diss										
P, 500ml NaOH + ZnAc										
P, U, 150ml/4oz TC										
P, 2.5L HNO_3	1		1	1	1					
P, U, 2.5L										
P, U, 50ml										
S, P, 120ml $Na_2S_2O_3$										
P, 16oz - Soil/Sludge										
	Amber Glass Bottles - Vials									
A, G, U, 1000ml										
A, G, 1000ml HCl										
A, G, 1000ml $MeCl_2$										
A, G, 500ml H_2SO_4										
A, G, U, 500ml										
A, G, U, 250ml H_2SO_4										
A, G, U, 250ml										
A, V, 40ml H_2SO_4										
A, V, U, 60ml										
	Clear Glass Bottles - Soil/Sludge Jars - Vials									
C, G, 1000ml HCl										
C, G, U, 1000ml										
C, G, U, 250ml - LLHg										
C, G, U, 250ml - LLHg - FB										
C, G, 16oz - Soil Jar										
C, G, 9oz - Soil Jar										
C, G, 4oz - Soil Jar										
C, G, 2oz - Soil Jar										
C, V, 40ml TSP										
C, V, 40ml HCl										
C, V, U, 40ml										
C, V, 40ml $Na_2S_2O_3$										
C, V, 40ml MeOH										
C, V, 40ml Sodium Bisulfate										
C, V, U, 60ml										
	Client Supplied									
Description										

~~1A03310~~ 1A03314

CHAIN-OF-CUSTODY / Analytical Request Document

The Chain-of-Custody is a LEGAL DOCUMENT. All relevant fields must be completed accurately.

160

Section A Required Client Information:

Company:	Vistra Corp-Duck Creek
Address:	17751 North Cilco Rd
	Canton, IL 61520
Email To:	Brian.Voelker@VistraCorp.com
Phone: (217) 753-8911	Fax:
Requested Due Date/TAT:	10 day

Section B Required Project Information:

Report To:	Brian Voelker
Copy To:	Sam Davies: samantha.davies@vistracorp.com
	Daryl Johnson: Robert.Johnson@vistracorp.com
Purchase Order No.:	
Project Name:	
Project Number:	

Section C Invoice Information:

Attention:	Brian Voelker
Company Name:	Vistra Corp
Address:	see Section A
Quote Reference:	
Project Manager:	
Profile #:	

REGULATORY AGENCY

NPDES | GROUND WATER | DRINKING WATER
UST | RCRA | OTHER

Site Location STATE: IL

Section D Required Client Information

SAMPLE ID (A-Z, 0-9 / ,-) Sample IDs MUST BE UNIQUE

Valid Matrix Codes

MATRIX	CODE
DRINKING WATER	DW
WATER	WT
WASTE WATER	WW
PRODUCT	P
SOIL/SOLID	SL
OIL	OL
WIPE	WP
AIR	AR
OTHER	OT
TISSUE	TS

Requested Analysis Filtered (Y/N)

ITEM #	SAMPLE ID	MATRIX CODE (see valid codes to left)	SAMPLE TYPE (G=GRAB C=COMP)	COLLECTED DATE	COLLECTED TIME	SAMPLE TEMP AT COLLECTION	# OF CONTAINERS	Preservatives: Unpreserved	H_2SO_4	HNO_3	HCl	NaOH	$Na_2S_2O_3$	Methanol	Other	Analysis Test (Y/N): DC-257-203	DC-257-204	DC-257-205	DC-811-204	DC-845-203	DC-845-205	DC-CLOSURE-201-202	DC-HCR-201-202	DC-SUP-000	DC-WPCP-203-206			Residual Chlorine (Y/N)	Project No./ Lab I.D.
1	G52L	WW	G	01/22/25	10:30		3	X		X																			
2	G51S	WW	G	01/22/25	11:30		4	X		X																			
3	G51S ~~Field dup~~ DUP	WW	G	01/22/25	11:30		4	X		X																			
4	G50S 1/22/25	WW	G	01/22/25	12:45		4	X		X																			
5	G50L 0617	WW	G	01/22/25	13:30		3	X		X																			
6	G57S	WW	G	01/22/25	14:50		4	X		X																			
7																													
8																													
9																													
10																													
11																													
12																													
13																													
14																													
15																													
16																													

IR Gun # 20 Correction Factor (Deg C) +0.1
Observed Temp (Deg C) 3.2 Corrected Temp (Deg C) 3.3
Delivery Method: FedEx UPS Walk-in USPS Other

ADDITIONAL COMMENTS	RELINQUISHED BY / AFFILIATION	DATE	TIME	ACCEPTED BY / AFFILIATION	DATE	TIME	SAMPLE CONDITIONS
DC-25Q1 Rev 0	Andy Weteska	01/22/25	16:30		1/22/25	1630	

Temp in °C	Received on Ice (Y/N)	Custody Sealed Cooler (Y/N)	Samples Intact (Y/N)
	Y	N	Y

SAMPLER NAME AND SIGNATURE

PRINT Name of SAMPLER: Andy Weteska

SIGNATURE of SAMPLER: Andy Weteska

DATE Signed (MM/DD/YY): 01/22/25

ENV-FRM-EDDR-0098 v03_Sample Condition Upon Receipt

Client Name: Vistra DC Work Order #: 1A03314 Completed by / Date: ZL 1/22

Custody Seal on Cooler/Box Present: Yes ☐ No ☑ Seals intact: Yes ☐ No ☐ N/A ☑

Chain of Custody (CoC) Present:	☑Yes ☐No	
CoC is Legible:	☑Yes ☐No	
Sampler Name Present on COC:	☑Yes ☐No	
Sampler Signature Present on CoC:	☑Yes ☐No	
Sample Collection Date Present on CoC:	☑Yes ☐No	
Sample Collection Time Present on CoC:	☑Yes ☐No	
CoC Relinquished by Client:	☑Yes ☐No	
Unique Sample ID's Present on CoC:	☑Yes ☐No	
CoC and Sample Container Labels Match:	☑Yes ☐No	
Sample chilling process started prior to receipt: If yes, what type of ice:	☑Yes ☐No ☐N/A ☑Wet ☐Blue	
Samples received within temperature compliance: (≤ 6°C,but above freezing or received same day collected and chill process started prior to receipt)	☑Yes ☐No ☐N/A	
Container(s) Received Intact:	☑Yes ☐No	
Containers Received Labeled and Labels are Legible:	☑Yes ☐No	
Appropriate Bottles Received for Analysis Requested:	☑Yes ☐No	
Sufficient Sample Volume Received:	☑Yes ☐No	
USDA Regulated Soil: Country of Origin: _____ State of Origin: _____	☐Yes ☐No ☑N/A	
Trip Blank(s) Received: If present, are they Listed on CoC:	☐Yes ☐No ☑N/A ☐Yes ☐No	
Headspace (<6 mm or no bubbles) present in VOA vials – (Methods 8260, 624, 524.2 - including THM vials) *If headspace is present, note sample ID and # of vials	☐Yes ☐No ☑N/A	
All (Non-Field) Analysis Received Within Hold Times:	☑Yes ☐No	
Rush Turn Around Time Requested:	☐Yes ☑No	
Short Hold Time Analysis (48 Hours or Less):	☐Yes ☑No	

Client Notification/ Resolution: If checked, please see attached form for additional comments ☐

Person Contacted: _____ Date/Time: _____

Comments/ Resolution: _____

PM Review is documented electronically in LIMS. By releasing the project, the PM acknowledges they have reviewed the sample.

IA04117

CHAIN-OF-CUSTODY / Analytical Request Document

The Chain-of-Custody is a LEGAL DOCUMENT. All relevant fields must be completed accurately.

Page: 1 of 10

Section A Required Client Information:

Company:	Vistra Corp-Duck Creek
Address:	17751 North Cilco Rd
	Canton, IL 61520
Email To:	Brian.Voelker@VistraCorp.com
Phone: (217) 753-8911	Fax:
Requested Due Date/TAT:	10 day

Section B Required Project Information:

Report To:	Brian Voelker
Copy To:	Sam Davies: samantha.davies@vistracorp.com
	Daryl Johnson: Robert.Johnson@vistracorp.com
Purchase Order No.:	
Project Name:	
Project Number:	

Section C Invoice Information:

Attention:	Brian Voelker
Company Name:	Vistra Corp
Address:	see Section A
Quote Reference:	
Project Manager:	
Profile #:	

REGULATORY AGENCY

NPDES | GROUND WATER | DRINKING WATER
UST | RCRA | OTHER

Site Location STATE: IL

Section D Required Client Information

Valid Matrix Codes

MATRIX	CODE
DRINKING WATER	DW
WATER	WT
WASTE WATER	WW
PRODUCT	P
SOIL/SOLID	SL
OIL	OL
WIPE	WP
AIR	AR
OTHER	OT
TISSUE	TS

SAMPLE ID (A-Z, 0-9 / ,-) Sample IDs MUST BE UNIQUE

Requested Analysis Filtered (Y/N)

ITEM #	SAMPLE ID	MATRIX CODE (see valid codes to left)	SAMPLE TYPE (G=GRAB C=COMP)	COLLECTED DATE	COLLECTED TIME	SAMPLE TEMP AT COLLECTION	# OF CONTAINERS	Unpreserved	H_2SO_4	HNO_3	HCl	NaOH	$Na_2S_2O_3$	Methanol	Other	Analysis Test (Y/N)	DC-257-203	DC-257-204	DC-257-205	DC-811-204	DC-845-203	DC-845-205	DC-CLOSURE-201-202	DC-HCR-201-202	DC-SUP-000	DC-WPCP-203-206			Residual Chlorine (Y/N)	Project No./ Lab I.D.
1	P60	WW	G	01/28/25	12:08		4	X		X																				
2	P60 - ~~Field dup~~ DUP 1/28/25	WW	G	01/28/25	12:08		4	X		X																				
3	G59L	WW	G	01/28/25	15:10		2	X		X																				Limited Volume
4	G59L - ~~Field dup~~ DUP 1/28/25	WW	G	01/28/25	15:10		2	X		X																				Limited Volume
5																														
6																														
7																														
8																														
9																														
10																														
11																														
12																														
13																														
14																														
15																														
16																														

IR Gun # 20 Correction Factor (Deg C) +0.1

Observed Temp (Deg C) 5.9 Corrected Temp (Deg C) 6.0

Delivery Method: FedEx UPS Walk-in USPS Other

ADDITIONAL COMMENTS	RELINQUISHED BY / AFFILIATION	DATE	TIME	ACCEPTED BY / AFFILIATION	DATE	TIME	SAMPLE CONDITIONS			
DC-25Q1 Rev 0	Andy Weteska	01/28/25	16:45		1/28/25	1645	6.0	Y	N	Y
							Temp in °C	Received on Ice (Y/N)	Custody Sealed Cooler (Y/N)	Samples Intact (Y/N)

SAMPLER NAME AND SIGNATURE

PRINT Name of SAMPLER: Andy Weteska

SIGNATURE of SAMPLER: Andy Weteska

DATE Signed (MM/DD/YY): 01/28/25

ENV-FRM-PEOR-0098 v03_Sample Condition Upon Receipt

Client Name: Vistra DC Work Order #: _____ Completed by / Date: ZC 1/28/25

Custody Seal on Cooler/Box Present: Yes ☐ No ☐ Seals intact: Yes ☐ No ☐ N/A ☐

Chain of Custody (CoC) Present:	☑Yes ☐No	
CoC is Legible:	☑Yes ☐No	
Sampler Name Present on COC:	☑Yes ☐No	
Sampler Signature Present on CoC:	☑Yes ☐No	
Sample Collection Date Present on CoC:	☑Yes ☐No	
Sample Collection Time Present on CoC:	☑Yes ☐No	
CoC Relinquished by Client:	☑Yes ☐No	
Unique Sample ID's Present on CoC:	☑Yes ☐No	
CoC and Sample Container Labels Match:	☑Yes ☐No	
Sample chilling process started prior to receipt: If yes, what type of ice:	☑Yes ☐No ☐N/A ☑Wet ☐Blue	
Samples received within temperature compliance: (≤ 6°C,but above freezing or received same day collected and chill process started prior to receipt)	☑Yes ☐No ☐N/A	
Container(s) Received Intact:	☑Yes ☐No	
Containers Received Labeled and Labels are Legible:	☑Yes ☐No	
Appropriate Bottles Received for Analysis Requested:	☑Yes ☐No	
Sufficient Sample Volume Received:	☑Yes ☐No	
USDA Regulated Soil: Country of Origin: _____ State of Origin: _____	☐Yes ☐No ☑N/A	
Trip Blank(s) Received: If present, are they Listed on CoC:	☐Yes ☐No ☑N/A ☐Yes ☐No	
Headspace (<6 mm or no bubbles) present in VOA vials – (Methods 8260, 624, 524.2 - including THM vials) *If headspace is present, note sample ID and # of vials	☐Yes ☐No ☑N/A	
All (Non-Field) Analysis Received Within Hold Times:	☑Yes ☐No	
Rush Turn Around Time Requested:	☐Yes ☑No	
Short Hold Time Analysis (48 Hours or Less):	☐Yes ☑No	

Client Notification/ Resolution: If checked, please see attached form for additional comments ☐

Person Contacted: _____ Date/Time: _____

Comments/ Resolution: _____

PM Review is documented electronically in LIMS. By releasing the project, the PM acknowledges they have reviewed the sample.

1A04429

CHAIN-OF-CUSTODY / Analytical Request Document

The Chain-of-Custody is a LEGAL DOCUMENT. All relevant fields must be completed accurately.

Page: 1 of 10

Section A Required Client Information:

Company:	Vistra Corp-Duck Creek
Address:	17751 North Cilco Rd
	Canton, IL 61520
Email To:	Brian.Voelker@VistraCorp.com
Phone: (217) 753-8911	Fax:
Requested Due Date/TAT:	10 day

Section B Required Project Information:

Report To:	Brian Voelker
Copy To:	Sam Davies: samantha.davies@vistracorp.com
	Daryl Johnson: Robert.Johnson@vistracorp.com
Purchase Order No.:	
Project Name:	
Project Number:	

Section C Invoice Information:

Attention:	Brian Voelker
Company Name:	Vistra Corp
Address:	see Section A
Quote Reference:	
Project Manager:	
Profile #:	

REGULATORY AGENCY

NPDES | GROUND WATER | DRINKING WATER
UST | RCRA | OTHER

Site Location STATE: IL

Section D Required Client Information

SAMPLE ID (A-Z, 0-9 / ,-) Sample IDs MUST BE UNIQUE

Valid Matrix Codes

MATRIX	CODE
DRINKING WATER	DW
WATER	WT
WASTE WATER	WW
PRODUCT	P
SOIL/SOLID	SL
OIL	OL
WIPE	WP
AIR	AR
OTHER	OT
TISSUE	TS

Requested Analysis Filtered (Y/N)

ITEM #	SAMPLE ID	MATRIX CODE (see valid codes to left)	SAMPLE TYPE (G=GRAB C=COMP)	COLLECTED DATE	COLLECTED TIME	SAMPLE TEMP AT COLLECTION	# OF CONTAINERS	Unpreserved	H_2SO_4	HNO_3	HCl	NaOH	$Na_2S_2O_3$	Methanol	Other	Analysis Test (Y/N)	DC-257-203	DC-257-204	DC-257-205	DC-811-204	DC-845-203	DC-845-205	DC-CLOSURE-201-202	DC-HCR-201-202	DC-SUP-000	DC-WPCP-203-206			Residual Chlorine (Y/N)	Project No./ Lab I.D.
1	GS9L	WT	G	1/29/25	1015		21	X																						After Vol
2	OM07	WT	G	1/29/25	1150		2	X		X																				
3	OR03D	WT	G	1/29/25	1257		2	X		X																				
4	OR06A	WT	G	1/29/25	1220		2	X		X																				
5	OR19	WT	G	1/29/25	1126		2	X		X																				
6	OR20	WT	G	1/29/25	1058		2	X		X																				
7	XPW01	WT	G	1/29/25	1410		5	X		X																				
8	GS9L-DUP	WT	G	1/29/25	1015		1	X																						After Vol
9	EB #2	WT	G	1/29/25	1435		5	X		X																				Taken After XPW01
10	BA03	WT	G	1/29/25	1254		4	X		X																				
11	BA03L	WT	G	1/29/25	1341		4	X		X																				
12	BA04	WT	G	1/29/25	1500		4	X		X																				
13	G9S	WT	G	1/29/25	1122		3	X		X																				
14	L03	WT	G	1/29/25	1032		3	X		X																				
15																														
16																														

ADDITIONAL COMMENTS	RELINQUISHED BY / AFFILIATION	DATE	TIME	ACCEPTED BY / AFFILIATION	DATE	TIME
DC-25Q1 Rev 0		1/29/25	1700			
					1/29/25	1700

SAMPLE CONDITIONS

Temp in °C	Received on Ice (Y/N)	Custody Sealed Cooler (Y/N)	Samples Intact (Y/N)
3.2	Y	N	Y

SAMPLER NAME AND SIGNATURE

PRINT Name of SAMPLER: Aaron Pemberton

SIGNATURE of SAMPLER:

DATE Signed (MM/DD/YY): 01/29/25

ENV-FRM-PEOR-0098 v03_Sample Condition Upon Receipt

Client Name: Vistra DC Work Order #: _____ Completed by / Date: Zc 1/29

Custody Seal on Cooler/Box Present: Yes ☐ No ☐ Seals intact: Yes ☐ No ☐ N/A ☐

Chain of Custody (CoC) Present:	☑Yes ☐No	
CoC is Legible:	☑Yes ☐No	
Sampler Name Present on COC:	☑Yes ☐No	
Sampler Signature Present on CoC:	☑Yes ☐No	
Sample Collection Date Present on CoC:	☑Yes ☐No	
Sample Collection Time Present on CoC:	☑Yes ☐No	
CoC Relinquished by Client:	☑Yes ☐No	
Unique Sample ID's Present on CoC:	☑Yes ☐No	
CoC and Sample Container Labels Match:	☑Yes ☐No	
Sample chilling process started prior to receipt: If yes, what type of ice:	☑Yes ☐No ☐N/A ☑Wet ☐Blue	
Samples received within temperature compliance: (≤ 6°C,but above freezing or received same day collected and chill process started prior to receipt)	☑Yes ☐No ☐N/A	
Container(s) Received Intact:	☑Yes ☐No	
Containers Received Labeled and Labels are Legible:	☑Yes ☐No	
Appropriate Bottles Received for Analysis Requested:	☑Yes ☐No	
Sufficient Sample Volume Received:	☑Yes ☐No	
USDA Regulated Soil: Country of Origin: _____ State of Origin: _____	☐Yes ☐No ☑N/A	
Trip Blank(s) Received: If present, are they Listed on CoC:	☐Yes ☐No ☑N/A ☐Yes ☐No	
Headspace (<6 mm or no bubbles) present in VOA vials – (Methods 8260, 624, 524.2 - including THM vials) *If headspace is present, note sample ID and # of vials	☐Yes ☐No ☑N/A	
All (Non-Field) Analysis Received Within Hold Times:	☑Yes ☐No	
Rush Turn Around Time Requested:	☐Yes ☑No	
Short Hold Time Analysis (48 Hours or Less):	☐Yes ☑No	

Client Notification/ Resolution: If checked, please see attached form for additional comments ☐

Person Contacted: _____ Date/Time: _____

Comments/ Resolution: _____

PM Review is documented electronically in LIMS. By releasing the project, the PM acknowledges they have reviewed the sample.

IA04610
IA04618 (RAD's)

CHAIN-OF-CUSTODY / Analytical Request Document

The Chain-of-Custody is a LEGAL DOCUMENT. All relevant fields must be completed accurately.

Page: 1 of 10

Section A — Required Client Information:

Company:	Vistra Corp-Duck Creek
Address:	17751 North Cilco Rd
	Canton, IL 61520
Email To:	Brian.Voelker@VistraCorp.com
Phone: (217) 753-8911	Fax:
Requested Due Date/TAT:	10 day

Section B — Required Project Information:

Report To:	Brian Voelker
Copy To:	Sam Davies: samantha.davies@vistracorp.com
	Daryl Johnson: Robert.Johnson@vistracorp.com
Purchase Order No.:	
Project Name:	
Project Number:	

Section C — Invoice Information:

Attention:	Brian Voelker
Company Name:	Vistra Corp
Address:	see Section A
Quote Reference	
Project Manager:	
Profile #:	

REGULATORY AGENCY

NPDES | GROUND WATER | DRINKING WATER
UST | RCRA | OTHER

Site Location STATE: IL

Section D — Required Client Information

Valid Matrix Codes

MATRIX	CODE
DRINKING WATER	DW
WATER	WT
WASTE WATER	WW
PRODUCT	P
SOIL/SOLID	SL
OIL	OL
WIPE	WP
AIR	AR
OTHER	OT
TISSUE	TS

SAMPLE ID (A-Z, 0-9 / ,-) Sample IDs MUST BE UNIQUE

Requested Analysis Filtered (Y/N)

ITEM #	SAMPLE ID	MATRIX CODE (see valid codes to left)	SAMPLE TYPE (G=GRAB C=COMP)	COLLECTED DATE	COLLECTED TIME	SAMPLE TEMP AT COLLECTION	# OF CONTAINERS	Unpreserved	H_2SO_4	HNO_3	HCl	NaOH	$Na_2S_2O_3$	Methanol	Other	Analysis Test (Y/N) DC-257-203	DC-257-204	DC-257-205	DC-811-204	DC-845-203	DC-845-205	DC-CLOSURE-201-202	DC-HCR-201-202	DC-SUP-000	DC-WPCP-203-206	Residual Chlorine (Y/N)	Project No./ Lab I.D.
1	G545	WW	G	01/30/25	10:45		4	X		X																	
2	G605	WW	G	01/30/25	12:15		4	X		X																	
3	G60L	WW	G	01/30/25	13:23		4	X		X																	
4	Field blank	DI	G	01/30/25	13:23		5	X		X																	Filed at G60L
5																											
6																											
7																											
8																											
9																											
10																											
11																											
12																											
13																											
14																											
15																											
16																											

IR Gun # 18 Correction Factor (Deg C) 0.0

Observed Temp (Deg C) 8.7 Corrected Temp (Deg C) 8.7

Delivery Method: FedEx UPS Walk-In USPS Other

ADDITIONAL COMMENTS	RELINQUISHED BY / AFFILIATION	DATE	TIME	ACCEPTED BY / AFFILIATION	DATE	TIME	SAMPLE CONDITIONS			
DC-25Q1 Rev 0	Andy Wieteska	01/30/25	14:17							
				Camden Bennett	1-30-25	1417	8.7	Y	N	Y
							Temp in °C	Received on Ice (Y/N)	Custody Sealed Cooler (Y/N)	Samples Intact (Y/N)

SAMPLER NAME AND SIGNATURE

PRINT Name of SAMPLER: Andy Wieteska

SIGNATURE of SAMPLER: Andy Wieteska

DATE Signed (MM/DD/YY): 01/30/25

ENV-FRM-PEOR-0098 v03_Sample Condition Upon Receipt

Client Name: Vistra Duckcreek Work Order #: 4610 Completed by / Date: CFB 1-30-25

Custody Seal on Cooler/Box Present: Yes ☐ No ☑ Seals intact: Yes ☐ No ☐ N/A ☑

Chain of Custody (CoC) Present:	☑Yes ☐No	
CoC is Legible:	☑Yes ☐No	
Sampler Name Present on COC:	☑Yes ☐No	
Sampler Signature Present on CoC:	☑Yes ☐No	
Sample Collection Date Present on CoC:	☑Yes ☐No	
Sample Collection Time Present on CoC:	☑Yes ☐No	
CoC Relinquished by Client:	☑Yes ☐No	
Unique Sample ID's Present on CoC:	☑Yes ☐No	
CoC and Sample Container Labels Match:	☑Yes ☐No	
Sample chilling process started prior to receipt: If yes, what type of ice:	☑Yes ☐No ☐N/A ☑Wet ☐Blue	
Samples received within temperature compliance: (≤ 6°C,but above freezing or received same day collected and chill process started prior to receipt)	☐Yes ☑No ☐N/A	
Container(s) Received Intact:	☑Yes ☐No	
Containers Received Labeled and Labels are Legible:	☑Yes ☐No	
Appropriate Bottles Received for Analysis Requested:	☑Yes ☐No	
Sufficient Sample Volume Received:	☑Yes ☐No	
USDA Regulated Soil: Country of Origin: _____ State of Origin: _____	☐Yes ☐No ☑N/A	
Trip Blank(s) Received: If present, are they Listed on CoC:	☐Yes ☐No ☑N/A ☐Yes ☐No	
Headspace (<6 mm or no bubbles) present in VOA vials – (Methods 8260, 624, 524.2 - including THM vials) *If headspace is present, note sample ID and # of vials	☐Yes ☐No ☑N/A	
All (Non-Field) Analysis Received Within Hold Times:	☑Yes ☐No	
Rush Turn Around Time Requested:	☑Yes ☑No	10 days
Short Hold Time Analysis (48 Hours or Less):	☐Yes ☑No	

Client Notification/ Resolution: If checked, please see attached form for additional comments ☐

Person Contacted: _____ Date/Time: _____

Comments/ Resolution: _____

PM Review is documented electronically in LIMS. By releasing the project, the PM acknowledges they have reviewed the sample.

ATTACHMENT B.
845 QUARTERLY REPORT_QUARTER 1, 2025
DUCK CREEK POWER PLANT, BOTTOM ASH BASIN
DC-845-205

DC#_ Title: ENV-FRM-REGO-0003_06_Cooler Receipt Form
Effective Date: 12/18/2022

WORK ORDER #: 46610 INITIALS: CTB 1-30-25

	-1	-2	-3	-4	-5	-6	-7	-8	-9	-10
Plastic Bottles										
P, U, 1000ml - Total	1	1	1	1	1 Dis					
P, U, 250ml										
P, U, 500ml - Total	X									
P, U, 500ml - Diss	1	1	1							
P, 250ml/500ml H_2SO_4 - Total										
P, 250ml/500ml H_2SO_4 - Diss										
P, 250ml/500ml NaOH										
P, 250ml/500ml HNO_3 - Total	1	1	1	1						
P, 250ml/500ml HNO_3 - Diss				1						
P, 500ml NaOH + ZnAc										
P, U, 150ml/4oz TC										
P, 2.5L HNO_3	1	1	1							
P, U, 2.5L										
P, U, 50ml										
S, P, 120ml $Na_2S_2O_3$										
P, 16oz - Soil/Sludge										
Amber Glass Bottles - Vials										
A, G, U, 1000ml										
A, G, 1000ml HCl										
A, G, 1000ml $MeCl_2$										
A, G, 500ml H_2SO_4										
A, G, U, 500ml										
A, G, U, 250ml H_2SO_4										
A, G, U, 250ml										
A, V, 40ml H_2SO_4										
A, V, U, 60ml										
Clear Glass Bottles - Soil/Sludge Jars - Vials										
C, G, 1000ml HCl										
C, G, U, 1000ml										
C, G, U, 250ml - LLHg										
C, G, U, 250ml - LLHg - FB										
C, G, 16oz - Soil Jar										
C, G, 9oz - Soil Jar										
C, G, 4oz - Soil Jar										
C, G, 2oz - Soil Jar										
C, V, 40ml TSP										
C, V, 40ml HCl										
C, V, U, 40ml										
C, V, 40ml $Na_2S_2O_3$										
C, V, 40ml MeOH										
C, V, 40ml Sodium Bisulfate										
C, V, U, 60ml										
Client Supplied										
Description										

SAR-3: Plant Sampling and Analysis Request
Event: DC-25Q1
Date Generated: 12/10/2024
All episodic water levels on SAR-3 and SAR-4 must be collected within a 24 hour period.

Well	Unique ID	Date	Time	Measured Depth to Water (ft bmp)	Comments	Initials
BA01C	DC_BA01!C	6-Jan-25	1543	14.13		JB
BA01L	DC_BA01!L	6-Jan-25	1541	13.94		JB
G02BS	DC_G02*BS	6-Jan-25	~~1543~~ 1331	~~14.12~~ 16.16	APP 2/12/25	~~JB~~ AJM
G02D	DC_G02&D	6-Jan-25	1331	16.16		AJM
G02L	DC_G02!L	6-Jan-25	1333	23.62		AJM
G03L	DC_G03!L	6-Jan-25	1335	8.34		AJM
G03S	DC_G03#S	6-Jan-25	1324	9.97		AJM
G04L	DC_G04!L	6-Jan-25	1325	16.72		AJM
G04S	DC_G04#S	6-Jan-25	1424	16.99		AJM
G06L	DC_G06!L	6-Jan-25	1410	21.18		AJW
G06S	DC_G06#S	6-Jan-25	1407	21.19		AJW
G07L	DC_G07!L	6-Jan-25	1404	20.62		AJW
G08L	DC_G08!L	6-Jan-25	1414	20.02		AJW
G09L	DC_G09!L	6-Jan-25	1416	20.59		AJW
G09S	DC_G09#S	6-Jan-25	1418	20.83		AJW
G12L	DC_G12!L	6-Jan-25	1430	24.55		AJW
G12S	DC_G12#S	6-Jan-25	1432	25.78		AJW
G14L	DC_G14!L	6-Jan-25	1441	26.52		AJW
G15L	DC_G15!L	6-Jan-25	1454	32.88		AJM
G15S	DC_G15#S	6-Jan-25	1452	33.27		AJM
G16L	DC_G16!L	6-Jan-25	1456	30.20		AJM
G50L	DC_G50!L	6-Jan-25	1151	10.39		AJM
G51L	DC_G51!L	6-Jan-25	1118	13.60		AJM
G52L	DC_G52!L	6-Jan-25	1104	25.93		AJM
G52S	DC_G52#S	6-Jan-25	1100	30.23		AJM
G53L	DC_G53!L	6-Jan-25	1053	15.15		AJW
G53S	DC_G53#S	6-Jan-25	1055	16.23		AJW
G54C	DC_G54!C	6-Jan-25	1337	36.42	lock broken	JB
G55L	DC_G55!L	6-Jan-25	1301	25.19		AJM
G55S	DC_G55#S	6-Jan-25	1258	25.08		AJM
G56L	DC_G56!L	6-Jan-25	1231	23.92		JB
G56S	DC_G56#S	6-Jan-25	1229	24.05		JB
G57L	DC_G57!L	6-Jan-25	1231	25.80		AJM
G58L	DC_G58!L	6-Jan-25	1220	29.45		AJM
G58S	DC_G58#S	6-Jan-25	1218	29.40		AJM
G59L	DC_G59!L	6-Jan-25	1459	31.50		JB
G59S	DC_G59#S	6-Jan-25	1457	34.63		JB
G61S	DC_G61#S	6-Jan-25	1444	26.37		JB
G62L	DC_G62!L	6-Jan-25	1125	25.90		AJM

, and Analysis Request

12/10/2024

ter levels on SAR-3 and SAR-4 must be collected within a 24 hour period.

	Unique ID	Date	Time	Measured Depth to Water (ft bmp)	Comments	Initials
3L	DC_G63!L	6-Jan-25	1433	25.92		JB
63S	DC_G63#S	6-Jan-25	1431	26.44		JB
G65L	DC_G65!L	6-Jan-25	1358	23.43		JB
G65S	DC_G65#S	6-Jan-25	1148	23.71		JB
G66L	DC_G66!L	6-Jan-25	1207	20.52		JB
G66S	DC_G66#S	6-Jan-25	1207	20.46		JB
G67L	DC_G67!L	6-Jan-25	1216	17.54		JB
G67S	DC_G67#S	6-Jan-25	1218	18.37		JB
G68L	DC_G68!L	6-Jan-25	1300	17.08		JB
G68S	DC_G68#S	6-Jan-25	1305	19.53	Well dry	JB
G69L	DC_G69!L	6-Jan-25	1255	18.93		JB
G69S	DC_G69#S	6-Jan-25	1345	26.70	lock broken	JB
G70L	DC_G70!L	6-Jan-25	1052	22.39		JB
G71L	DC_G71!L	6-Jan-25	1106	28.32		JB
G71S	DC_G71#S	6-Jan-25	1106	28.78		JB
G72L	DC_G72!L	6-Jan-25	1120	27.68		JB
G73L	DC_G73!L	6-Jan-25	1139	29.81		JB
L103	DC_L103	6-Jan-25	1610	1.49		JB
OM05S	DC_OM05#S	7-Jan-25	1117	23.12		AJM
OM08	DC_OM08	7-Jan-25	1009	17.29		JB
OM09	DC_OM09	7-Jan-25	1254	26.83		JB
OM10	DC_OM10	7-Jan-25	1052	15.44	Well dry	AJM
OM100D	DC_OM100&D	7-Jan-25	0952	15.25		AJM
OM100S	DC_OM100#S	7-Jan-25	0950	15.40		AJM
OM101D	DC_OM101&D	7-Jan-25	1148	19.74		AJM
OM101S	DC_OM101#S	7-Jan-25	1146	19.55		AJM
OM12D	DC_OM12&D	7-Jan-25	0945	19.20		AJM
OM15	DC_OM15	7-Jan-25	1001	22.83		JB
OM15D	DC_OM15&D	7-Jan-25	1003	25.66		AJM
OM17D	DC_OM17&D	7-Jan-25	1028	17.95		AJM
OM22S	DC_OM22#S	7-Jan-25	0949	20.44		AJM
OM23S	DC_OM23#S	7-Jan-25	1012	42.51		AJW
OM25D	DC_OM25&D	7-Jan-25	1202	59.45		AJW
OM26	DC_OM26	7-Jan-25	1242	31.60		AJW
OM27	DC_OM27	7-Jan-25	1233	34.04		JB
OM28	DC_OM28	7-Jan-25	1219	44.80		JB
OR03S	DC_OR03#S	7-Jan-25	1226	46.05		JB
OR05D	DC_OR05&D	7-Jan-25	1118	22.98		AJW
OR14S	DC_OR14#S	7-Jan-25	1301	6.84		JB
						AJW

SAR-3: Plant Sampling and Analysis Request
Event: DC-25Q1
Date Generated: 12/10/2024
All episodic water levels on SAR-3 and SAR-4 must be collected within a 24 hour period.

Well	Unique ID	Date	Time	Measured Depth to Water (ft bmp)	Comments	Initials
OR18	DC_OR18	7-Jan-25	0938	20.57		AJM
P01I	DC_P01$I	6-Jan-25	1354	9.08		AJM
P01L	DC_P01!L	6-Jan-25	1352	8.91		AJM
P01S	DC_P01#S	6-Jan-25	1350	8.76		AJM
P02S	DC_P02#S	6-Jan 25	1543	14.13	Same as 60213S	AJM
P04S	DC_P04#S	6-Jan25	1424	16.99	Same as 604S	AJM
P05D	DC_P05&D	6-Jan-25	409	6.59		AJM
P05L	DC_P05!L	6-Jan-25	414	9.98		AJM
P05S	DC_P05#S	6-Jan-25	411	5.91		AJM
P36D	DC_P36&D	6-Jan-25	1326	11.51		AJW
P36L	DC_P36!L	6-Jan-25	1328	10.57		AJW
P36S	DC_P36#S	6-Jan-25	1331	10.89		AJW
P37D	DC_P37&D	6-Jan-25	1422	15.72		AJW
P37L	DC_P37!L	6-Jan-25	1423	14.22		AJW
P38L	DC_P38!L	6-Jan-25	1444	19.50		AJW
P38S	DC_P38#S	6-Jan-25	1445	20.35		AJW
P39D	DC_P39&D	6-Jan-25	1441	14.19		AJM
P39L	DC_P39!L	6-Jan-25	1443	4.63		AJM
P39S	DC_P39#S	6-Jan-25	1439	5.14		AJM
P40L	DC_P40!L	6-Jan-25	1518	14.86		AJM
P40S	DC_P40#S	6-Jan-25	1521	14.11		AJM
P41D	DC_P41&D	6-Jan-25	1551	36.39		AJM
P41I1	DC_P41$I1	6-Jan-25	1548	17.20		AJM
P41I2	DC_P41%I2	6-Jan-25	1546	36.61		AJM
P41L	DC_P41!L	6-Jan-25	1555	9.98		AJM
P41S	DC_P41#S	6-Jan-25	1552	11.89		AJM
P42D	DC_P42&D	6-Jan-25	1529	38.62		AJM
P42I1	DC_P42$I1	6-Jan-25	1535	8.22		AJM
P42I2	DC_P42%I2	6-Jan-25	1532	33.61		AJM
P42L	DC_P42!L	6-Jan-25	1540	7.76	Well damaged	AJM
P42S	DC_P42#S	6-Jan-25	1537	7.90		AJM
P52	DC_P52	6-Jan-25	1233	18.15		AJW
P57L	DC_P57!L	6-Jan-25	1247	20.17		JB
P57S	DC_P57#S	6-Jan-25	1249	19.90		JB
P60	DC_P60	6-Jan-25	1138	28.92		AJW
P61	DC_P61	6-Jan-25	1140	17.60		AJW
P62	DC_P62	6-Jan-25	1126	15.98		AJW
P63	DC_P63	6-Jan-25	1116	16.82		AJW
P64	DC_P64	6-Jan-25	1240	17.12		AJW

SAR-3: Plant Sampling and Analysis Request
Event: DC-25Q1
Date Generated: 12/10/2024
All episodic water levels on SAR-3 and SAR-4 must be collected within a 24 hour period.

Well	Unique ID	Date	Time	Measured Depth to Water (ft bmp)	Comments	Initials
R10L	DC_R10!L	6-Jan-25	1425	23.02		AJW
R11L	DC_R11!L	6-Jan-25	1427	23.66		AJW
R13L	DC_R13!L	6-Jan-25	1434	25.46		AJW
R61L	DC_R61!L	6-Jan-25	1136	26.08		AJW
R72S	DC_R72#S	6-Jan-25	1125	29.34		JB
T43L	DC_T43!L	6-Jan-25	1356	6.77		AJW
T44L	DC_T44!L	6-Jan-25	1357	10.55		AJW
T45L	DC_T45!L	6-Jan-25	1400	8.38		AJW
T46L	DC_T46!L	6-Jan-25	1339	6.41		AJW
X301	DC_X301_leachate	6-Jan-25	1516	3.71		JB

SAR-4: Plant Sampling and Analysis Request
Event: DC-25Q1
Date Generated: 12/10/2024
All episodic water levels on SAR-3 and SAR-4 must be collected within a 24 hour period.

Well	Unique ID	Date	Time	Measured Depth to Water (ft bmp)	Serial Number	Does Data Logger Serial No Match?	WL Reading on Transducer (ft)	Data downloaded?	Batt (H/M/L/R)	Comments	Initials
BA01	DC_BA01	6-Jan-25	1538	14.68	21615533	yes	572.51	Y	H		JB
BA02	DC_BA02	6-Jan-25	1542	9.94	21615636	yes	562.68	Y	H		AJM
BA02L	DC_BA02!L	6-Jan-25	1541	10.20	21615682	yes	562.94	Y	H		AJW
BA03	DC_BA03	6-Jan-25	1538	6.68	21615637	yes	571.81	Y	H		AJW
BA03L	DC_BA03!L	6-Jan-25	1537	6.28	21615687	N/A	N/A	N/A	N/A	Removed, to be reinstalled Q2	
BA04	DC_BA04	6-Jan-25	1524	6.66	21615631	yes	571.63	Y	H		AJW
BA05	DC_BA05#	6-Jan-25	1554	18.34	21615540	yes	577.76	Y	H		AJW
BA06	DC_BA06	6-Jan-25	1550	26.04	21615525	yes	574.61	Y	H		AJW
G02S	DC_G02#S	6-Jan-25	1337	7.99	21615554	yes	613.80	Y	H		AJM
G50S	DC_G50#S	6-Jan-25	1148	13.50	21615535	yes	610.09	Y	H		AJM
G51S	DC_G51#S	6-Jan-25	1119	13.19	21615691	yes	606.10	Y	H		AJM
G54L	DC_G54!L	6-Jan-25	1047	27.54	21615690	yes	595.27	Y	H		AJM
G54S	DC_G54#S	6-Jan-25	1051	28.50	21615684	yes	594.40	Y	H		AJM
G57S	DC_G57#S	6-Jan-25	1006	25.03	21615683	yes	597.07	Y	H		JB
G60L	DC_G60!L	6-Jan-25	1155	20.39	21615678	yes	594.86	Y	H		AJW
G60S	DC_G60#S	6-Jan-25	1153	25.86	21615677	yes	588.29	Y	H		AJW
G64L	DC_G64!L	6-Jan-25	1105	24.83	21615688	yes	597.67	Y	H		AJW
G64S	DC_G64#S	6-Jan-25	1108	25.81	21615632	yes	597.22	Y	H		AJW
OM01	DC_OM01	7-Jan-25	0954	13.39	21615685	yes	581.73	Y	H		AJW
OM04S	DC_OM04#S	7-Jan-25	1293	21.55	21615542	yes	585.37	Y	M		AJW
OM07	DC_OM07	7-Jan-25	1159	13.56	21921676	yes	582.84	Y	H		JB
OM12	DC_OM12	7-Jan-25	1020	18.32	21926670	yes	576.77	Y	H		JB
OM16	DC_OM16	7-Jan-25	1038	28.95	21615539	yes	579.88	Y	H		AJM
OM17	DC_OM17	7-Jan-25	1029	12.75	21615693	yes	578.89	Y	M		AJM
OM21	DC_OM21	7-Jan-25	12.90	12.90	21615593	yes	593.35	Y	H		JB
OM22D	DC_OM22&D	7-Jan-25	0935	20.17	21615592	yes	576.60	Y	H		AJW
OM23D	DC_OM23&D	7-Jan-25	1015	39.45	21615591	yes	573.61	Y	M		AJW
OM24D	DC_OM24&D	7-Jan-25	1321	4.18	21615522	yes	572.65	Y	H		AJM
OM25S	DC_OM25#S	7-Jan-25	1200	58.45	21615681	yes	570.73	Y	H		AJW

ATTACHMENT B.
845 QUARTERLY REPORT - QUARTER 1, 2025
DUCK CREEK POWER PLANT, BOTTOM ASH BASIN
DC-845-205

SAR-4: Plant Sampling and Analysis Request
Event: DC-25Q1
Date Generated: 12/10/2024
All episodic water levels on SAR-3 and SAR-4 must be collected within a 24 hour period.

Well	Unique ID	Date	Time	Measured Depth to Water (ft bmp)	Serial Number	Does Data Logger Serial No Match?	WL Reading on Transducer (ft)	Data downloaded?	Batt (H/M/L/R)	Comments	Initials
OR02	DC_OR02	7-Jun-25	1034	6.24	21615679	yes	595.06	Y	H		EJW
OR03D	DC_OR03&D	7-Jun-25	1221	45.54	21615577	yes	581.30	Y	H		EJW
OR04D	DC_OR04&D	7-Jun-25	1250	22.19	21615570	yes	585.20	Y	H		EJW
OR06A	DC_OR06!A	7-Jun-25	1143	10.00	21615692	yes	577.52	Y	H	WLT stopped at 10ft	JB
OR11	DC_OR11	7-Jun-25	1077	32.07	21615686	yes	564.52	Y	H		JB
OR13D	DC_OR13&D	7-Jun-25	1059	14.55	21564135	yes	587.78	Y	H		JB
OR13S	DC_OR13#S	7-Jun-25	1200	13.91	21615676	yes	586.51	Y	H		JB
OR14D	DC_OR14&D	7-Jun-25	1258	11.09	21615611	yes	588.05	Y	H		EJW
OR19	DC_OR19	7-Jun-25	0932	24.29	21615634	yes	573.32	Y	M		JB
OR20	DC_OR20	7-Jun-25	0938	22.19	21615610	yes	565.41	Y	H		JB
RG01	DC_RG01	15-Jun-25	1052	-	21628685	yes	-	Y	L		BMP

ATTACHMENT B.
845 QUARTERLY REPORT - QUARTER 1, 2025
DUCK CREEK POWER PLANT, BOTTOM ASH BASIN
DC-845-205

ATTACHMENT B.
845 QUARTERLY REPORT - QUARTER 1, 2025
DUCK CREEK POWER PLANT, BOTTOM ASH BASIN
DC-845-205

Duck Creek

WELL/SAMPLE POINT BA01 **Purge Method:** Dedicated Bladder

Date: 15-Jan-25 Start Time: 1317 Finish/Sample Time: 1440

Well Depth (Bottom) From MP: ft Min. Purge Volume: 1000 mL

Depth to Water From MP: 15.02 ft Total Purge Volume: 1800 mL

Water Column Length: ft

Well Water Volume: L Total Drawdown: 0.03 ft

Reading (Units)	Time	Depth ft.	Flow Rate mL/min	pH s.u.	Spec Cond umhos/cm	Temp deg C	ORP mV	DO mg/L	Turb NTU
1	1331	15.05	100	7.81	991	7.82	189	3.20	259
2	1334	15.05	1	7.72	998	7.89	187	3.13	219
3	1337	15.05	1	7.65	994	7.97	196	3.12	210
4									
5									
Stabilization	NA	NA	NA	± 0.1	± 3%	± 0.1	± 10	± 10% or 0.2	10% if >10

Field Meter: Horiba

Check pH if reading is below 6.9

Secondary pH Meter:

Sample Appearance:

Odor: ☑ None ☐ Slight ☐ Mod. ☐ Strong

Color ☑ None ☐ Slight ☐ Mod. ☐ Strong

Turb: ☐ None ☑ Slight ☐ Mod ☐ Strong

Well Integrity	Yes	No
Well has ID sign	✓	
Casing locked/secure	✓	
Well cap fits securely.	✓	
Good seal/drainage	✓	
Well has weep holes	✓	

BOTTLE INFORMATION:

Unfiltered		
Qty	Bottles	
	VOAs (C,V, 40mL, HCL)	4
	VOAS (C,V, 40mL)	
	Organics (A,G,U 1000mL)	
	Organics (A,G,U 500mL)	
	TOC (A,V 40mL, H2SO4)	4
	TOX (A,G 500mL, H2SO4)	
F	Metals (P,250mL, HNO3)	FD
	Cyanide (P, 250mL, NaOH)	
F	General (P,1000mL)	
	General (P, 500 mL)	
	Ammonia (P, 250mL, H2SO4)	
F	Rad (P, 2.5L, HNO3)	

Filtered	
Qty	Bottles
	Metals (P,250mL, HNO3)
	Ammonia (P,250mL, H2S04)
F	General (P,500mL)
	General (P,1000mL)
	TOC (A,V, 40mL, H2SO4)

Final DTW: 15.05 ft

Comments Field dup taken here

Sampler's Signature: [illegible]

APP

ATTACHMENT B.
845 QUARTERLY REPORT - QUARTER 1, 2025
DUCK CREEK POWER PLANT, BOTTOM ASH BASIN **Duck Creek**
DC-845-205

WELL/SAMPLE POINT **BA02** **Purge Method:** **Dedicated Bladder**

Date: 15-Jan-25 Start Time: 1445 Finish/Sample Time: 1615

Well Depth (Bottom) From MP: _____ ft Min. Purge Volume: 1000 mL

Depth to Water From MP: 10.20 ft Total Purge Volume: 1800 mL

Water Column Length: _____ ft

Well Water Volume: _____ L Total Drawdown: 0.85 ft APP 1/17/25

Reading	Time	Depth	Flow Rate	pH	Spec Cond	Temp	ORP	DO	Turb
(Units)		ft.	mL/min	s.u.	umhos/cm	deg C	mV	mg/L	NTU
1	1520	11.05	100	7.87	822	7.21	161	9.54	248
2	1523	11.05	1	7.96	858	7.29	155	9.42	239
3	1526	11.05	1	7.87	832	7.37	148	9.46	230
4									
5									
Stabilization	NA	NA	NA	± 0.1	± 3%	± 0.1	± 10	± 10% or 0.2	10% if >10

Field Meter: Horiba

Check pH if reading is below 6.9

Secondary pH Meter: Oakton

Sample Appearance:

Odor: ☑ None ☐ Slight ☐ Mod. ☐ Strong

Color ☑ None ☐ Slight ☐ Mod. ☐ Strong

Turb: ☐ None ☑ Slight ☐ Mod ☐ Strong

Well Integrity	Yes	No
Well has ID sign	/	
Casing locked/secure	/	
Well cap fits securely.	/	
Good seal/drainage	/	
Well has weep holes	/	

BOTTLE INFORMATION:

Unfiltered	
Qty	Bottles
	VOAs (C,V, 40mL, HCL)
	VOAS (C,V, 40mL)
	Organics (A,G,U 1000mL)
	Organics (A,G,U 500mL)
	TOC (A,V 40mL, H2SO4)
	TOX (A,G 500mL, H2SO4)
1	Metals (P,250mL, HNO3)
	Cyanide (P, 250mL, NaOH)
1	General (P,1000mL)
	General (P, 500 mL)
	Ammonia (P, 250mL, H2SO4)
1	Rad (P, 2.5L, HNO3)

4

Filtered	
Qty	Bottles
	Metals (P,250mL, HNO3)
	Ammonia (P,250mL, H2S04)
1	General (P,500mL)
	General (P,1000mL)
	TOC (A,V, 40mL, H2SO4)

Final DTW: 11.05 ft

Comments

Sampler's Signature: [signature]

App

ATTACHMENT B.
845 QUARTERLY REPORT - QUARTER 1, 2025
DUCK CREEK POWER PLANT, BOTTOM ASH BASIN **Duck Creek**
DC-845-205

WELL/SAMPLE POINT **BA02L** **Purge Method:** **Dedicated Peristaltic Tubing**

Date: 20-Jan-25 Start Time: 1421 Finish/Sample Time: 1535

Well Depth (Bottom) From MP: **14.35** ft Min. Purge Volume: 1000 mL

Depth to Water From MP: 10.21 ft Total Purge Volume: 1800 mL

Water Column Length: 4.14 ft

Well Water Volume: 2.51 L Total Drawdown: 3.99 ft

Reading	Time	Depth	Flow Rate	pH	Spec Cond	Temp	ORP	DO	Turb
(Units)		ft.	mL/min	s.u.	umhos/cm	deg C	mV	mg/L	NTU
1	1429	11.95	150	7.88	829	9.88	310	9.76	Over Range
2	1432	12.46		7.79	802	9.80	309	9.70	
3	1435	12.70		7.70	809	9.77	306	9.56	
4									
5									
Stabilization	NA	NA	NA	± 0.1	± 3%	± 0.1	± 10	± 10% or 0.2	10% if >10

29-Jan-25 AJM >1000

Field Meter: Horiba

Check pH if reading is below 6.9 or above 7.7

Secondary pH Meter: Oakton

Sample Appearance:

Odor: ☐ None ☑ Slight ☐ Mod. ☐ Strong

Color ☐ None ☐ Slight ☐ Mod. ☑ Strong

Turb: ☐ None ☐ Slight ☐ Mod ☑ Strong

Well Integrity	Yes	No
Well has ID sign	/	
Casing locked/secure	/	
Well cap fits securely.	/	
Good seal/drainage	/	
Well has weep holes	/	

BOTTLE INFORMATION:

Unfiltered	
Qty	Bottles
	VOAs (C,V, 40mL, HCL)
	VOAS (C,V, 40mL)
	Organics (A,G,U 1000mL)
	Organics (A,G,U 500mL)
	TOC (A,V 40mL, H2SO4)
	TOX (A,G 500mL, H2SO4)
/	Metals (P,250mL, HNO3)
	Cyanide (P, 250mL, NaOH)
/	General (P,1000mL)
	General (P, 500 mL)
	Ammonia (P, 250mL, H2SO4)
/	Rad (P, 2.5L, HNO3)

4

Filtered	
Qty	Bottles
	Metals (P,250mL, HNO3)
	Ammonia (P,250mL, H2S04)
/	General (P,500mL)
	General (P,1000mL)
	TOC (A,V, 40mL, H2SO4)

Final DTW: 14.20 ft

Comments Paused sampling @ 1452 due to drawdown. Resumed @ 1505. Paused @ 1515. Resumed @ 1525

Sampler's Signature: [signature]

APP

ATTACHMENT B.
845 QUARTERLY REPORT - QUARTER 1, 2025
DUCK CREEK POWER PLANT, BOTTOM ASH BASIN **Duck Creek**
DC-845-205

WELL/SAMPLE POINT **BA03** **Purge Method:** **Dedicated Bladder**

Date: 29-Jan-25 Start Time: 1200 Finish/Sample Time: 1259

Well Depth (Bottom) From MP: _____ ft Min. Purge Volume: 1000 mL

Depth to Water From MP: 8.09 ft Total Purge Volume: 1800 mL

Water Column Length: _____ ft

Well Water Volume: _____ L Total Drawdown: 0.64 ft

Reading	Time	Depth	Flow Rate	pH	Spec Cond	Temp	ORP	DO	Turb
(Units)		ft.	mL/min	s.u.	umhos/cm	deg C	mV	mg/L	NTU
1	1211	8.45	100	7.40	786	11.4	85	1.50	35.3
2	1214	8.49	1	7.46	781	11.4	86	1.48	34.5
3	1217	8.54	1	7.50	773	11.5	86	1.46	34.0
4									
5									
Stabilization	NA	NA	NA	± 0.1	± 3%	± 0.1	± 10	± 10% or 0.2	10% if >10

Field Meter: Horiba

Check pH if reading is below 6.9 or above 7.7

Secondary pH Meter: _____

Sample Appearance:

Odor: ☑ None ☐ Slight ☐ Mod. ☐ Strong

Color ☑ None ☐ Slight ☐ Mod. ☐ Strong

Turb: ☐ None ☐ Slight ☐ Mod ☐ Strong

Well Integrity	Yes	No
Well has ID sign	/	
Casing locked/secure	/	
Well cap fits securely.	/	
Good seal/drainage	/	
Well has weep holes	/	

BOTTLE INFORMATION:

Unfiltered	
Qty	Bottles
	VOAs (C,V, 40mL, HCL)
	VOAS (C,V, 40mL)
	Organics (A,G,U 1000mL)
	Organics (A,G,U 500mL)
	TOC (A,V 40mL, H2SO4)
	TOX (A,G 500mL, H2SO4)
1	Metals (P,250mL, HNO3)
	Cyanide (P, 250mL, NaOH)
1	General (P,1000mL)
	General (P, 500 mL)
	Ammonia (P, 250mL, H2SO4)
1	Rad (P, 2.5L, HNO3)

Filtered	
Qty	Bottles
1	Metals (P,250mL, HNO3)
	Ammonia (P,250mL, H2S04)
1	General (P,500mL)
	General (P,1000mL)
	TOC (A,V, 40mL, H2SO4)

4

Final DTW: 8.75 ft

Comments

Sampler's Signature: [signature]

ATTACHMENT B.
845 QUARTERLY REPORT - QUARTER 1, 2025
DUCK CREEK POWER PLANT, BOTTOM ASH BASIN **Duck Creek**
DC-845-205

WELL/SAMPLE POINT **BA03L** **Purge Method:** **Dedicated Bladder**

Date: 29-Jan-25 Start Time: 1300 Finish/Sample Time: 1341

Well Depth (Bottom) From MP: _____ ft Min. Purge Volume: 1000 mL

Depth to Water From MP: 7.79 ft Total Purge Volume: 1800 mL

Water Column Length: _____ ft

Well Water Volume: _____ L Total Drawdown: 0.31 ft

Reading	Time	Depth	Flow Rate	pH	Spec Cond	Temp	ORP	DO	Turb
(Units)		ft.	mL/min	s.u.	umhos/cm	deg C	mV	mg/L	NTU
1	1308	7.95	100	7.53	1394	11.8	79	3.91	36.6
2	1311	8.00	1	7.52	1388	11.7	80	3.86	36.2
3	1314	8.00	1	7.49	1375	11.6	81	3.69	35.9
4									
5									
Stabilization	NA	NA	NA	± 0.1	± 3%	± 0.1	± 10	± 10% or 0.2	10% if >10

Field Meter: Horiba

Check pH if reading is below 6.9

Secondary pH Meter: _____

Sample Appearance:

Odor: ☑ None ☐ Slight ☐ Mod. ☐ Strong

Color ☑ None ☐ Slight ☐ Mod. ☐ Strong

Turb: ☑ None ☐ Slight ☐ Mod ☐ Strong

Well Integrity	Yes	No
Well has ID sign	✓	
Casing locked/secure	✓	
Well cap fits securely.	✓	
Good seal/drainage	✓	
Well has weep holes	✓	

BOTTLE INFORMATION:

Unfiltered	
Qty	Bottles
	VOAs (C,V, 40mL, HCL)
	VOAS (C,V, 40mL)
	Organics (A,G,U 1000mL)
	Organics (A,G,U 500mL)
	TOC (A,V 40mL, H2SO4)
	TOX (A,G 500mL, H2SO4)
1	Metals (P,250mL, HNO3)
	Cyanide (P, 250mL, NaOH)
1	General (P,1000mL)
	General (P, 500 mL)
	Ammonia (P, 250mL, H2SO4)
1	Rad (P, 2.5L, HNO3)

4

Filtered	
Qty	Bottles
1	Metals (P,250mL, HNO3)
	Ammonia (P,250mL, H2S04)
1	General (P,500mL)
	General (P,1000mL)
	TOC (A,V, 40mL, H2SO4)

Final DTW: 8.10 ft

Comments

Sampler's Signature: [illegible]

ATTACHMENT B.
845 QUARTERLY REPORT - QUARTER 1, 2025
DUCK CREEK POWER PLANT, BOTTOM ASH BASIN **Duck Creek**
DC-845-205

WELL/SAMPLE POINT **BA04** **Purge Method:** **Dedicated Bladder**

Date: 29-Jan-25 Start Time: 1409 Finish/Sample Time: 1500

Well Depth (Bottom) From MP: _____ ft Min. Purge Volume: 1000 mL

Depth to Water From MP: 7.55 ft Total Purge Volume: 1800 mL

Water Column Length: _____ ft

Well Water Volume: _____ L Total Drawdown: 0.05 ft

APP 2/12/25

Reading (Units)	Time	Depth ft.	Flow Rate mL/min	pH s.u.	Spec Cond umhos/cm	Temp deg C	ORP mV	DO mg/L	Turb NTU
1	1421	7.59	100	7.63	926	12.4	12	2.07	25.8
2	1424	7.60		7.54	1025	12.5	17	1.93	30.2
3	1427	7.60		7.59	1042	12.6	20	1.78	31.5
4									
5									
Stabilization	NA	NA	NA	± 0.1	± 3%	± 0.1	± 10	± 10% or 0.2	10% if >10

Field Meter: Horiba

Check pH if reading is below 6.9

Secondary pH Meter: _____

Sample Appearance:

Odor: ☑ None ☐ Slight ☐ Mod. ☐ Strong

Color ☑ None ☐ Slight ☐ Mod. ☐ Strong

Turb: ☐ None ☑ Slight ☐ Mod ☐ Strong

Well Integrity	Yes	No
Well has ID sign	✓	
Casing locked/secure	✓	
Well cap fits securely.	✓	
Good seal/drainage	✓	
Well has weep holes	✓	

BOTTLE INFORMATION:

Unfiltered	
Qty	**Bottles**
	VOAs (C,V, 40mL, HCL)
	VOAS (C,V, 40mL)
	Organics (A,G,U 1000mL)
	Organics (A,G,U 500mL)
	TOC (A,V 40mL, H2SO4)
	TOX (A,G 500mL, H2SO4)
1	Metals (P,250mL, HNO3)
	Cyanide (P, 250mL, NaOH)
1	General (P,1000mL)
	General (P, 500 mL)
	Ammonia (P, 250mL, H2SO4)
1	Rad (P, 2.5L, HNO3)

(4)

Filtered	
Qty	**Bottles**
	Metals (P,250mL, HNO3)
	Ammonia (P,250mL, H2S04)
1	General (P,500mL)
	General (P,1000mL)
	TOC (A,V, 40mL, H2SO4)

Final DTW: 7.60 ft

Comments

Sampler's Signature: [signature]

ATTACHMENT B.
845 QUARTERLY REPORT - QUARTER 1, 2025
DUCK CREEK POWER PLANT, BOTTOM ASH BASIN **Duck Creek**
DC-845-205

WELL/SAMPLE POINT **BA05** **Purge Method:** **Dedicated Bladder**

Date: 20-Jan-25 Start Time: 1232 Finish/Sample Time: 1350

Well Depth (Bottom) From MP: _____ ft Min. Purge Volume: 1000 mL

Depth to Water From MP: 17.57 ft Total Purge Volume: 2100 mL

Water Column Length: _____ ft

Well Water Volume: _____ L Total Drawdown: 4.33 ft

Reading (Units)	Time	Depth ft.	Flow Rate mL/min	pH s.u.	Spec Cond umhos/cm	Temp deg C	ORP mV	DO mg/L	Turb NTU
1	1307	20.20	100	7.11	1519	7.06	175	0.00	~~[illegible]~~
2	1310	20.54	|	7.38	1507	8.16	179	0.68	|
3	1313	20.82	|	7.41	1506	8.24	180	0.85	|
4	1316	20.95	|	7.46	1489	8.32	181	0.93	|
5									
Stabilization	NA	NA	NA	± 0.1	± 3%	± 0.1	± 10	± 10% or 0.2	10% if >10

27-Jun-25 1:7M >1000

Field Meter: Horiba

Check pH if reading is below 6.9 or above 7.7

Secondary pH Meter: Oakton

Sample Appearance:

Odor: ☐ None ☑ Slight ☐ Mod. ☐ Strong

Color ☐ None ☐ Slight ☐ Mod. ☑ Strong

Turb: ☐ None ☐ Slight ☐ Mod ☑ Strong

Well Integrity	Yes	No
Well has ID sign	/	
Casing locked/secure	/	
Well cap fits securely.	/	
Good seal/drainage	/	
Well has weep holes	/	

BOTTLE INFORMATION:

Unfiltered	
Qty	Bottles
	VOAs (C,V, 40mL, HCL)
	VOAS (C,V, 40mL)
	Organics (A,G,U 1000mL)
	Organics (A,G,U 500mL)
	TOC (A,V 40mL, H2SO4)
	TOX (A,G 500mL, H2SO4)
1	Metals (P,250mL, HNO3)
	Cyanide (P, 250mL, NaOH)
1	General (P,1000mL)
	General (P, 500 mL)
	Ammonia (P, 250mL, H2SO4)
1	Rad (P, 2.5L, HNO3)

4

Filtered	
Qty	Bottles
	Metals (P,250mL, HNO3)
	Ammonia (P,250mL, H2S04)
1	General (P,500mL)
	General (P,1000mL)
	TOC (A,V, 40mL, H2SO4)

Final DTW: 22.18 ft

Comments

Sampler's Signature: [illegible]

App

ATTACHMENT B.
845 QUARTERLY REPORT - QUARTER 1, 2025
DUCK CREEK POWER PLANT, BOTTOM ASH BASIN **Duck Creek**
DC-845-205

WELL/SAMPLE POINT **BA06** **Purge Method:** **Dedicated Bladder**

Date: 20-Jan-25 Start Time: 1014 Finish/Sample Time: 1225

Well Depth (Bottom) From MP: _____ ft Min. Purge Volume: 1000 mL

Depth to Water From MP: 24.80 ft Total Purge Volume: 1800 mL

Water Column Length: _____ ft

Well Water Volume: _____ L Total Drawdown: 5.13 ft

Reading (Units)	Time	Depth ft.	Flow Rate mL/min	pH s.u.	Spec Cond umhos/cm	Temp deg C	ORP mV	DO mg/L	Turb NTU
1	1132	22.80	100	6.85	2720	6.90	198	3.06	~~[illegible]~~
2	1135	23.25		6.88	2700	6.98	203	2.98	
3	1138	23.65		6.81	2710	6.90	206	2.79	
4									
5									
Stabilization	NA	NA	NA	± 0.1	± 3%	± 0.1	± 10	± 10% or 0.2	10% if >10

27-Jan-25 NJA
>1000

Field Meter: Horiba

Check pH if reading is below 6.9 or above 7.7

Secondary pH Meter: Oakton

Sample Appearance:

Odor: ☐ None ☑ Slight ☐ Mod. ☐ Strong

Color ☐ None ☐ Slight ☐ Mod. ☑ Strong

Turb: ☐ None ☐ Slight ☐ Mod ☑ Strong

Well Integrity	Yes	No
Well has ID sign	/	
Casing locked/secure	/	
Well cap fits securely.	/	
Good seal/drainage	/	
Well has weep holes	/	

BOTTLE INFORMATION:

Unfiltered	
Qty	**Bottles**
	VOAs (C,V, 40mL, HCL)
	VOAS (C,V, 40mL)
	Organics (A,G,U 1000mL)
	Organics (A,G,U 500mL)
	TOC (A,V 40mL, H2SO4)
	TOX (A,G 500mL, H2SO4)
1	Metals (P,250mL, HNO3)
	Cyanide (P, 250mL, NaOH)
1	General (P,1000mL)
	General (P, 500 mL)
	Ammonia (P, 250mL, H2SO4)
1	Rad (P, 2.5L, HNO3)

4

Filtered	
Qty	**Bottles**
	Metals (P,250mL, HNO3)
	Ammonia (P,250mL, H2S04)
1	General (P,500mL)
	General (P,1000mL)
	TOC (A,V, 40mL, H2SO4)

Final DTW: 26.93 ft

Comments

Sampler's Signature: [illegible]

App

ATTACHMENT B.
845 QUARTERLY REPORT - QUARTER 1, 2025
DUCK CREEK POWER PLANT, BOTTOM ASH BASIN
DC-845-205

Duck Creek

WELL/SAMPLE POINT G02S **Purge Method:** Dedicated Bladder

Date: 16-Jan-25 Start Time: 1501 Finish/Sample Time: 1600

Well Depth (Bottom) From MP: 29.06 ft Min. Purge Volume: 1000 mL

Depth to Water From MP: 8.20 ft Total Purge Volume: 1800 mL

Water Column Length: 20.86 ft

Well Water Volume: 12.63 L Total Drawdown: 1.38 ft

Reading	Time	Depth	Flow Rate	pH	Spec Cond	Temp	ORP	DO	Turb
(Units)		ft.	mL/min	s.u.	umhos/cm	deg C	mV	mg/L	NTU
1	1515	9.15	100	7.02	737	10.80	260	7.73	31.2
2	1518	9.21	1	7.07	757	10.99	279	7.82	27.5
3	1521	9.29	1	7.04	753	11.02	281	7.65	17.0
4									
5									
Stabilization	NA	NA	NA	± 0.1	± 3%	± 0.1	± 10	± 10% or 0.2	10% if >10

Field Meter: Horiba

Sample Appearance:

Odor: ☑ None ☐ Slight ☐ Mod. ☐ Strong

Color ☐ None ☑ Slight ☐ Mod. ☐ Strong

Turb: ☐ None ☐ Slight ☑ Mod ☐ Strong

Well Integrity	Yes	No
Well has ID sign	✓	
Casing locked/secure	✓	
Well cap fits securely.	✓	
Good seal/drainage	✓	
Well has weep holes	✓	

BOTTLE INFORMATION:

Unfiltered	
Qty	Bottles
	VOAs (C,V, 40mL, HCL)
	VOAS (C,V, 40mL)
	Organics (A,G,U 1000mL)
	Organics (A,G,U 500mL)
	TOC (A,V 40mL, H2SO4)
	TOX (A,G 250mL, H2SO4)
1	Metals (P,250mL, HNO3)
	Cyanide (P, 250mL, NaOH)
	Ammonia (P,250mL, H2S04)
	General (P,500mL)
1	General (P,1000mL)
1	Rad (P, 2.5L, HNO3)

4

Filtered	
Qty	Bottles
	Metals (P,250mL, HNO3)
	Ammonia (P,250mL, H2S04)
1	General (P,500mL)
	General (P,1000mL)
	TOC (A,V 40mL, H2SO4)

Final DTW: 9.58 ft

Comments

Sampler's Signature: [illegible]

ATTACHMENT B.
845 QUARTERLY REPORT - QUARTER 1, 2025
DUCK CREEK POWER PLANT, BOTTOM ASH BASIN **Duck Creek**
DC-845-205

WELL/SAMPLE POINT G04S **Purge Method:** Dedicated Bladder

Date: 16-Jun-25 Start Time: 1127 Finish/Sample Time: 1213

Well Depth (Bottom) From MP: 35.30 ft Min. Purge Volume: 1000 mL

Depth to Water From MP: 16.49 ft Total Purge Volume: 2500 mL

Water Column Length: 18.81 ft

Well Water Volume: 1.39 L Total Drawdown: 0.2 ft

Reading (Units)	Time	Depth ft.	Flow Rate mL/min	pH s.u.	Spec Cond umhos/cm	Temp deg C	ORP mV	DO mg/L	Turb NTU
1	1134	16.75	100	8.05	991	10.06	191	3.25	138
2	1137	16.69		7.53	949	9.07	190	3.06	98.5
3	1140	16.69		7.53	944	9.81	198	2.58	65.8
4	1143	16.69		7.53	951	9.83	208	2.43	57.3
5	1146	16.69		7.53	951	9.90	216	2.29	59.1
Stabilization	NA	NA	NA	± 0.1	± 3%	± 0.1	± 10	± 10% or 0.2	10% if >10

Field Meter: Horiba

Sample Appearance:

Odor: ☑ None ☐ Slight ☐ Mod. ☐ Strong

Color ☑ None ☐ Slight ☐ Mod. ☐ Strong

Turb: ☐ None ☑ Slight ☐ Mod ☐ Strong

Well Integrity	Yes	No
Well has ID sign	/	
Casing locked/secure	/	
Well cap fits securely.	/	
Good seal/drainage	/	
Well has weep holes	/	

BOTTLE INFORMATION:

Unfiltered Qty	Bottles
	VOAs (C,V, 40mL, HCL)
	VOAS (C,V, 40mL)
	Organics (A,G,U 1000mL)
	Organics (A,G,U 500mL)
	TOC (A,V 40mL, H2SO4)
	TOX (A,G 250mL, H2SO4)
	Metals (P,250mL, HNO3)
	Cyanide (P, 250mL, NaOH)
	Ammonia (P,250mL, H2S04)
	General (P,500mL)
1	General (P,1000mL)
	Rad (P, 2.5L, HNO3)

3

Filtered Qty	Bottles
	Metals (P,250mL, HNO3)
	Ammonia (P,250mL, H2S04)
1	General (P,500mL)
	General (P,1000mL)
	TOC (A,V 40mL, H2SO4)

Final DTW: 16.69 ft

Comments

Sampler's Signature: [illegible]

ATTACHMENT B.
845 QUARTERLY REPORT - QUARTER 1, 2025
DUCK CREEK POWER PLANT, BOTTOM ASH BASIN
DC-845-205

Duck Creek

WELL/SAMPLE POINT G06L **Purge Method:** Dedicated Peristaltic Tubing

Date: 1/8/2025 Start Time: 1311 Finish/Sample Time: 1431

Well Depth (Bottom) From MP: 25.34 ft Min. Purge Volume: 1000 mL

Depth to Water From MP: 21.31 ft Total Purge Volume: 1400 mL

Water Column Length: 4.03 ft

Well Water Volume: 2.44 L Total Drawdown: 1.07 ft

Reading (Units)	Time	Depth ft.	Flow Rate mL/min	pH s.u.	Spec Cond umhos/cm	Temp deg C	ORP mV	DO mg/L	Turb NTU
1	1402	21.50	100	8.16	960	8.97	97	5.21	9.1
2	1405	21.94	100	7.43	941	10.34	128	2.45	9.7
3	1407	21.99	100	7.38	937	10.41	132	2.41	9.5
4	1410	22.08	100	7.35	942	10.42	135	2.38	9.4
5									
Stabilization	NA	NA	NA	± 0.1	± 3%	± 0.1	± 10	± 10% or 0.2	10% if >10

Field Meter: Horiba

Sample Appearance:

Odor: ■ None ☐ Slight ☐ Mod. ☐ Strong

Color ■ None ☐ Slight ☐ Mod. ☐ Strong

Turb: ■ None ☐ Slight ☐ Mod ☐ Strong

Well Integrity	Yes	No
Well has ID sign	X	
Casing locked/secure	X	
Well cap fits securely.	X	
Good seal/drainage	X	
Well has weep holes	X	

BOTTLE INFORMATION:

Unfiltered	
Qty	Bottles
	VOAs (C,V, 40mL, HCL)
	VOAS (C,V, 40mL)
	Organics (A,G,U 1000mL)
	Organics (A,G,U 500mL)
	TOC (A,V 40mL, H2SO4)
	TOX (A,G 250mL, H2SO4)
	Metals (P,250mL, HNO3)
	Cyanide (P, 250mL, NaOH)
	Ammonia (P,250mL, H2S04)
	General (P,500mL)
1	General (P,1000mL)
	Rad (P, 2.5L, HNO3)

3

Filtered	
Qty	Bottles
1	Metals (P,250mL, HNO3)
	Ammonia (P,250mL, H2S04)
	General (P,500mL)
1	General (P,1000mL)
	TOC (A,V 40mL, H2SO4)

Final DTW: 22.38 ft

Comments

Sampler's Signature: JBohannan

ATTACHMENT B.
845 QUARTERLY REPORT - QUARTER 1, 2025
DUCK CREEK POWER PLANT, BOTTOM ASH BASIN
DC-845-205

Duck Creek

WELL/SAMPLE POINT G06S **Purge Method:** Dedicated Bladder

Date: 8-Jan-25 Start Time: 1118 Finish/Sample Time: 1208

Well Depth (Bottom) From MP: 44.69 ft Min. Purge Volume: 1000 mL

Depth to Water From MP: 21.65 ft Total Purge Volume: 1800 mL

Water Column Length: 22.35 ft

Well Water Volume: 13.54 L Total Drawdown: 0.15 ft

Reading (Units)	Time	Depth ft.	Flow Rate mL/min	pH s.u.	Spec Cond umhos/cm	Temp deg C	ORP mV	DO mg/L	Turb NTU
1	1135	21.80	200	8.66	879	8.17	169	0.0	0.15
2	1138	21.80	↓	8.72	880	8.32	165	0.0	58.6
3	1141	21.80	↓	8.64	883	8.40	165	0.0	99.0
4	1144	21.80	↓	8.58	879	8.37	166	0.0	57.8
5									
Stabilization	NA	NA	NA	± 0.1	± 3%	± 0.1	± 10	± 10% or 0.2	10% if >10

Field Meter: Horiba

Sample Appearance:

Odor: ☑ None ☐ Slight ☐ Mod. ☐ Strong

Color ☑ None ☐ Slight ☐ Mod. ☐ Strong

Turb: ☐ None ☑ Slight ☐ Mod ☐ Strong

Well Integrity	Yes	No
Well has ID sign	/	
Casing locked/secure	/	
Well cap fits securely.	/	
Good seal/drainage	/	
Well has weep holes	/	

BOTTLE INFORMATION:

Unfiltered	
Qty	Bottles
	VOAs (C,V, 40mL, HCL)
	VOAS (C,V, 40mL)
	Organics (A,G,U 1000mL)
	Organics (A,G,U 500mL)
	TOC (A,V 40mL, H2SO4)
	TOX (A,G 250mL, H2SO4)
1	Metals (P,250mL, HNO3)
	Cyanide (P, 250mL, NaOH)
	Ammonia (P,250mL, H2S04)
	General (P,500mL)
1	General (P,1000mL)
	Rad (P, 2.5L, HNO3)

3

Filtered	
Qty	Bottles
	Metals (P,250mL, HNO3)
	Ammonia (P,250mL, H2S04)
1	General (P,500mL)
	General (P,1000mL)
	TOC (A,V 40mL, H2SO4)

Final DTW: 21.80 ft

Comments **Check pH if readings are below 6.5 or above 7.2** PH Check with Oakton 8.53

Sampler's Signature: [signature]

ATTACHMENT B.
845 QUARTERLY REPORT - QUARTER 1, 2025
DUCK CREEK POWER PLANT, BOTTOM ASH BASIN
DC-845-205

Duck Creek

WELL/SAMPLE POINT G07L **Purge Method:** Dedicated Peristaltic Tubing

Date: 7-Jan-25 Start Time: 1446 Finish/Sample Time: 1524

Well Depth (Bottom) From MP: 23.45 ft Min. Purge Volume: 1000 mL

Depth to Water From MP: 20.73 ft Total Purge Volume: 1000 mL

Water Column Length: AJM ~~1.61~~ ft 2.72

Well Water Volume: 7-Jan-25 ~~2.79~~ L 1.64 Total Drawdown: 1.59 ft

Reading (Units)	Time	Depth ft.	Flow Rate mL/min	pH s.u.	Spec Cond umhos/cm	Temp deg C	ORP mV	DO mg/L	Turb NTU
1	1457	21.21	100	9.19	963	10.67	137	1.11	93.3
2	1500	21.40	1	8.99	948	10.75	144	1.25	92.6
3	1503	21.61	1	8.95	940	10.83	153	1.16	87.3
4									
5									
Stabilization	NA	NA	NA	± 0.1	± 3%	± 0.1	± 10	± 10% or 0.2	10% if >10

Field Meter: Horiba

Sample Appearance:

Odor: ☑ None ☐ Slight ☐ Mod. ☐ Strong

Color ☑ None ☐ Slight ☐ Mod. ☐ Strong

Turb: ☐ None ☑ Slight ☐ Mod ☐ Strong

Well Integrity	Yes	No
Well has ID sign	✓	
Casing locked/secure	✓	
Well cap fits securely.	✓	
Good seal/drainage	✓	
Well has weep holes	✓	

BOTTLE INFORMATION:

Unfiltered	
Qty	Bottles
	VOAs (C,V, 40mL, HCL)
	VOAS (C,V, 40mL)
	Organics (A,G,U 1000mL)
	Organics (A,G,U 500mL)
	TOC (A,V 40mL, H2SO4)
	TOX (A,G 250mL, H2SO4)
	Metals (P,250mL, HNO3)
	Cyanide (P, 250mL, NaOH)
	Ammonia (P,250mL, H2S04)
	General (P,500mL)
1	General (P,1000mL)
	Rad (P, 2.5L, HNO3)

(3)

Filtered	
Qty	Bottles
1	Metals (P,250mL, HNO3)
	Ammonia (P,250mL, H2S04)
	General (P,500mL)
1	General (P,1000mL)
	TOC (A,V 40mL, H2SO4)

Final DTW: 22.32 ft

Comments

Sampler's Signature: [signature]

ATTACHMENT B.
845 QUARTERLY REPORT - QUARTER 1, 2025
DUCK CREEK POWER PLANT, BOTTOM ASH BASIN **Duck Creek**
DC-845-205

WELL/SAMPLE POINT G08L **Purge Method:** Dedicated Peristaltic Tubing

Date: 1/8/2025 Start Time: 1438 Finish/Sample Time: 1510

Well Depth (Bottom) From MP: 23.07 ft Min. Purge Volume: 1000 mL

Depth to Water From MP: 20.27 ft Total Purge Volume: 1300 mL

Water Column Length: 2.8 ft

Well Water Volume: 1.70 L Total Drawdown: 2.38 ft

Reading (Units)	Time	Depth ft.	Flow Rate mL/min	pH s.u.	Spec Cond umhos/cm	Temp deg C	ORP mV	DO mg/L	Turb NTU
1	1444	21.00	100	7.10	1130	11.53	144	9.19	0.0
2	1452	21.27	100	7.16	1120	11.55	145	9.13	0.0
3	1455	21.45	100	7.13	1120	11.58	156	9.12	0.0
4									
5									
Stabilization	NA	NA	NA	± 0.1	± 3%	± 0.1	± 10	± 10% or 0.2	10% if >10

Field Meter: Horiba

Sample Appearance:

Odor: ■ None ☐ Slight ☐ Mod. ☐ Strong

Color ■ None ☐ Slight ☐ Mod. ☐ Strong

Turb: ■ None ☐ Slight ☐ Mod ☐ Strong

Well Integrity	Yes	No
Well has ID sign	X	
Casing locked/secure	X	
Well cap fits securely.	X	
Good seal/drainage	X	
Well has weep holes	X	

BOTTLE INFORMATION:

Unfiltered	
Qty	Bottles
	VOAs (C,V, 40mL, HCL)
	VOAS (C,V, 40mL)
	Organics (A,G,U 1000mL)
	Organics (A,G,U 500mL)
	TOC (A,V 40mL, H2SO4)
	TOX (A,G 250mL, H2SO4)
	Metals (P,250mL, HNO3)
	Cyanide (P, 250mL, NaOH)
	Ammonia (P,250mL, H2S04)
	General (P,500mL)
1	General (P,1000mL)
	Rad (P, 2.5L, HNO3)

3

Filtered	
Qty	Bottles
1	Metals (P,250mL, HNO3)
	Ammonia (P,250mL, H2S04)
	General (P,500mL)
1	General (P,1000mL)
	TOC (A,V 40mL, H2SO4)

Final DTW: 22.65 ft

Comments

Sampler's Signature: Bohannan

ATTACHMENT B.
845 QUARTERLY REPORT - QUARTER 1, 2025
DUCK CREEK POWER PLANT, BOTTOM ASH BASIN
DC-845-205

Duck Creek

WELL/SAMPLE POINT G09L **Purge Method:** Dedicated Peristaltic Tubing

Date: 1/8/2025 Start Time: 1574 – went dry 1/8 JB * Finish/Sample Time: ~~1346~~ 1057 ~~1/8~~ 1/9 AP 2/12/25

Well Depth (Bottom) From MP: 23.54 ft Min. Purge Volume: JB 1000 mL

Depth to Water From MP: 20.84 ft 20.96 1/8 JB Total Purge Volume: 1300 mL

Water Column Length: 2.7 ft

Well Water Volume: 1.64 L * Total Drawdown: 0.76 ft

Reading (Units)	Time	Depth ft.	Flow Rate mL/min	pH s.u.	Spec Cond umhos/cm	Temp deg C	ORP mV	DO mg/L	Turb NTU
1	1532	22.0	100	7.19	0000	9.78	219	16.77	260
2	1535	22.26	100	7.21	0000	9.72	220	16.65	260
3	1537	22.48	100	7.22	0000	9.70	219	16.63	261
4									
5									
Stabilization	NA	NA	NA	± 0.1	± 3%	± 0.1	± 10	± 10% or 0.2	10% if >10

Field Meter: Horiba

Sample Appearance:

Odor: ■ None ☐ Slight ☐ Mod. ☐ Strong

Color ■ None ☐ Slight ☐ Mod. ☐ Strong

Turb: ■ None ☐ Slight ☐ Mod ☐ Strong

Well Integrity	Yes	No
Well has ID sign	X	
Casing locked/secure	X	
Well cap fits securely.	X	
Good seal/drainage	X	
Well has weep holes	X	

BOTTLE INFORMATION:

Unfiltered Qty	Bottles
	VOAs (C,V, 40mL, HCL)
	VOAS (C,V, 40mL)
	Organics (A,G,U 1000mL)
	Organics (A,G,U 500mL)
	TOC (A,V 40mL, H2SO4)
	TOX (A,G 250mL, H2SO4)
	Metals (P,250mL, HNO3)
	Cyanide (P, 250mL, NaOH)
	Ammonia (P,250mL, H2S04)
1	General (P,500mL)
	General (P,1000mL)
	Rad (P, 2.5L, HNO3)

3

Filtered Qty	Bottles
1	Metals (P,250mL, HNO3)
	Ammonia (P,250mL, H2S04)
1	General (P,500mL)
	General (P,1000mL)
	TOC (A,V 40mL, H2SO4)

* Conductivity reading provided by lab for this sample. Could not get proper reading. AP

Final DTW: 21.72 ft

Comments * Ran dry during collection on 1/8 Spec con issues with Horiba

Sampler's Signature: JBohannon

Sample collected 1/9/25 @ 1057 per AP - see Finish time note by AP AP

ATTACHMENT B.
845 QUARTERLY REPORT - QUARTER 1, 2025
DUCK CREEK POWER PLANT, BOTTOM ASH BASIN
DC-845-205

Duck Creek

WELL/SAMPLE POINT G09S **Purge Method:** Dedicated Bladder

Date: 16-Jan-25 Start Time: 1221 Finish/Sample Time: 1318

Well Depth (Bottom) From MP: 34.34 ft Min. Purge Volume: 1000 mL

Depth to Water From MP: 20.64 ft Total Purge Volume: 1800 mL

Water Column Length: 13.7 ft

Well Water Volume: 8.30 L Total Drawdown: 1.86 ft

Reading (Units)	Time	Depth ft.	Flow Rate mL/min	pH s.u.	Spec Cond umhos/cm	Temp deg C	ORP mV	DO mg/L	Turb NTU
1	1246	22.00	100	7.27	809	10.36	340	5.37	Over range
2	1249	22.15	1	7.19	793	10.45	334	5.31	1
3	1252	22.34	—	7.27	795	10.53	324	5.42	
4									
5									
Stabilization	NA	NA	NA	± 0.1	± 3%	± 0.1	± 10	± 10% or 0.2	10% if >10

Field Meter: Horiba/Oakton

Sample Appearance:

Odor: ☑ None ☐ Slight ☐ Mod. ☐ Strong

Color ☐ None ☐ Slight ☑ Mod. ☐ Strong

Turb: ☐ None ☐ Slight ☐ Mod ☑ Strong

Well Integrity	Yes	No
Well has ID sign	✓	
Casing locked/secure	✓	
Well cap fits securely.	✓	
Good seal/drainage	✓	
Well has weep holes	✓	

BOTTLE INFORMATION:

Unfiltered	
Qty	Bottles
	VOAs (C,V, 40mL, HCL)
	VOAS (C,V, 40mL)
	Organics (A,G,U 1000mL)
	Organics (A,G,U 500mL)
	TOC (A,V 40mL, H2SO4)
	TOX (A,G 250mL, H2SO4)
1	Metals (P,250mL, HNO3)
	Cyanide (P, 250mL, NaOH)
	Ammonia (P,250mL, H2S04)
	General (P,500mL)
1	General (P,1000mL)
	Rad (P, 2.5L, HNO3)

3

Filtered	
Qty	Bottles
	Metals (P,250mL, HNO3)
	Ammonia (P,250mL, H2S04)
1	General (P,500mL)
	General (P,1000mL)
	TOC (A,V 40mL, H2SO4)

Final DTW: 22.50 ft

Comments **Check pH if readings are below 6.5 or above 7.2** Oakton pH 7.25

Sampler's Signature: [illegible]

ATTACHMENT B.
845 QUARTERLY REPORT - QUARTER 1, 2025
DUCK CREEK POWER PLANT, BOTTOM ASH BASIN
DC-845-205

Duck Creek

WELL/SAMPLE POINT G12S **Purge Method:** Dedicated Bladder

Date: 16-Jan-25 Start Time: 1356 Finish/Sample Time: 1436

Well Depth (Bottom) From MP: _____ ft Min. Purge Volume: 1000 mL

Depth to Water From MP: 25.40 ft Total Purge Volume: 1800 mL

Water Column Length: _____ ft

Well Water Volume: _____ L Total Drawdown: 1.18 ft

Reading (Units)	Time	Depth ft.	Flow Rate mL/min	pH s.u.	Spec Cond umhos/cm	Temp deg C	ORP mV	DO mg/L	Turb NTU
1	1406	26.58	100	7.58	634	10.33	69	5.57	84
2	1409	26.55		7.53	631	10.32	119	5.08	87.5
3	1412	26.58		7.60	633	10.35	127	5.12	78.3
4	1415	26.58		7.59	633	10.36	135	5.26	71.9
5									
Stabilization	NA	NA	NA	± 0.1	± 3%	± 0.1	± 10	± 10% or 0.2	10% if >10

Field Meter: Horiba/Oakton

Sample Appearance:

Odor: ☑ None ☐ Slight ☐ Mod. ☐ Strong

Color ☑ None ☐ Slight ☐ Mod. ☐ Strong

Turb: ☐ None ☑ Slight ☐ Mod ☐ Strong

Well Integrity	Yes	No
Well has ID sign	✓	
Casing locked/secure	✓	
Well cap fits securely.	✓	
Good seal/drainage	✓	
Well has weep holes	✓	

BOTTLE INFORMATION:

Unfiltered Qty	Bottles
	VOAs (C,V, 40mL, HCL)
	VOAS (C,V, 40mL)
	Organics (A,G,U 1000mL)
	Organics (A,G,U 500mL)
	TOC (A,V 40mL, H2SO4)
	TOX (A,G 250mL, H2SO4)
1	Metals (P,250mL, HNO3)
	Cyanide (P, 250mL, NaOH)
	Ammonia (P,250mL, H2S04)
	General (P,500mL)
1	General (P,1000mL)
	Rad (P, 2.5L, HNO3)

3

Filtered Qty	Bottles
	Metals (P,250mL, HNO3)
	Ammonia (P,250mL, H2S04)
1	General (P,500mL)
1	General (P,1000mL)
	TOC (A,V 40mL, H2SO4)

Final DTW: 26.58 ft

Comments **Check pH if readings are above 7.2** Oakton PH 7.54

Sampler's Signature: [illegible]

ATTACHMENT B.
845 QUARTERLY REPORT - QUARTER 1, 2025
DUCK CREEK POWER PLANT, BOTTOM ASH BASIN **Duck Creek**
DC-845-205

WELL/SAMPLE POINT G15S **Purge Method:** Dedicated Bladder

Date: 29-Jan-25 Start Time: 1040 Finish/Sample Time: 1122

Well Depth (Bottom) From MP: 44.32 ft Min. Purge Volume: 1000 mL

Depth to Water From MP: 32.94 ft Total Purge Volume: 1800 mL

Water Column Length: 11.38 ft

Well Water Volume: 6.89 L Total Drawdown: 0.99 ft

Reading (Units)	Time	Depth ft.	Flow Rate mL/min	pH s.u.	Spec Cond umhos/cm	Temp deg C	ORP mV	DO mg/L	Turb NTU
1	1047	33.76	100	7.70	759	10.1	33	1.98	39.0
2	1050	33.85	1	7.67	723	10.2	39	1.94	38.9
3	1053	33.89	1	7.58	224	10.1	41	1.85	39.5
4									
5									
Stabilization	NA	NA	NA	± 0.1	± 3%	± 0.1	± 10	± 10% or 0.2	10% if >10

Field Meter: Horiba

Sample Appearance:

Odor: ☑ None ☐ Slight ☐ Mod. ☐ Strong

Color ☑ None ☐ Slight ☐ Mod. ☐ Strong

Turb: ☑ None ☐ Slight ☐ Mod ☐ Strong

Well Integrity	Yes	No
Well has ID sign	/	
Casing locked/secure	/	
Well cap fits securely.	/	
Good seal/drainage	/	
Well has weep holes	/	

BOTTLE INFORMATION:

Unfiltered	
Qty	Bottles
	VOAs (C,V, 40mL, HCL)
	VOAS (C,V, 40mL)
	Organics (A,G,U 1000mL)
	Organics (A,G,U 500mL)
	TOC (A,V 40mL, H2SO4)
	TOX (A,G 250mL, H2SO4)
1	Metals (P,250mL, HNO3)
	Cyanide (P, 250mL, NaOH)
	Ammonia (P,250mL, H2S04)
	General (P,500mL)
1	General (P,1000mL)
	Rad (P, 2.5L, HNO3)

3

Filtered	
Qty	Bottles
	Metals (P,250mL, HNO3)
	Ammonia (P,250mL, H2S04)
1	General (P,500mL)
	General (P,1000mL)
	TOC (A,V 40mL, H2SO4)

Final DTW: 33.93 ft

Comments **Check pH if readings are below 6.2**

Sampler's Signature: [illegible]

ATTACHMENT B.
845 QUARTERLY REPORT - QUARTER 1, 2025
DUCK CREEK POWER PLANT, BOTTOM ASH BASIN
DC-845-205

Duck Creek

WELL/SAMPLE POINT G50L **Purge Method:** Dedicated Bladder

Date: 01/22/25 Start Time: 12:50 Finish/Sample Time: 13:30

Well Depth (Bottom) From MP: 19.19 ft Min. Purge Volume: 1000 mL

Depth to Water From MP: 12.45 ft Total Purge Volume: 1300 mL

Water Column Length: 6.74 ft

Well Water Volume: 4.08 L Total Drawdown: 0.43 ft

Reading (Units)	Time	Depth (ft.)	Flow Rate (mL/min)	pH (s.u.)	Spec Cond (umhos/cm)	Temp (deg C)	ORP (mV)	DO (mg/L)	Turb (NTU)
1	13:02	12.74	100	6.99	600	7.67	95	6.93	0.0
2	13:05	12.82	100	6.99	609	7.68	100	6.61	0.0
3	13:08	12.88	100	6.99	609	7.69	104	6.25	0.0
4									
5									
Stabilization	NA	NA	NA	± 0.1	± 3%	± 0.1	± 10	± 10% or 0.2	10% if >10

Field Meter: Horiba

Sample Appearance:

Odor: ☒ None ☐ Slight ☐ Mod. ☐ Strong

Color ☒ None ☐ Slight ☐ Mod. ☐ Strong

Turb: ☒ None ☐ Slight ☐ Mod ☐ Strong

Well Integrity	Yes	No
Well has ID sign	X	
Casing locked/secure	X	
Well cap fits securely.		X
Good seal/drainage	X	
Well has weep holes	X	

BOTTLE INFORMATION:

Unfiltered	
Qty	Bottles
	VOAs (C,V, 40mL, HCL)
	VOAS (C,V, 40mL)
	Organics (A,G,U 1000mL)
	Organics (A,G,U 500mL)
	TOC (A,V 40mL, H2SO4)
	TOX (A,G 250mL, H2SO4)
1	Metals (P,250mL, HNO3)
	Cyanide (P, 250mL, NaOH)
	Phenols (A,G,250mL, H2SO4)
1	General (P,500mL)
	General (P,1000mL)
	Rad (P, 2.5L, HNO3)

3

Filtered	
Qty	Bottles
	Metals (P,250mL, HNO3)
	Ammonia (P,250mL, H2S04)
1	General (P,500mL)
	General (P, 1000mL)
	TOC (A,V 40mL, H2SO4)

Final DTW: 12.88 ft

Comments

Sampler's Signature: [signature]

ATTACHMENT B.
845 QUARTERLY REPORT - QUARTER 1, 2025
DUCK CREEK POWER PLANT, BOTTOM ASH BASIN **Duck Creek**
DC-845-205

WELL/SAMPLE POINT G50S **Purge Method:** Dedicated Bladder

Date: 01/22/25 Start Time: 11:40 Finish/Sample Time: 12:45

Well Depth (Bottom) From MP: 37.30 ft Min. Purge Volume: 1000 mL

Depth to Water From MP: 13.55 ft Total Purge Volume: 1300 mL

Water Column Length: 23.75 ft

Well Water Volume: 14.38 L Total Drawdown: 5.83 ft

Reading (Units)	Time	Depth (ft.)	Flow Rate (mL/min)	pH (s.u.)	Spec Cond (umhos/cm)	Temp (deg C)	ORP (mV)	DO (mg/L)	Turb (NTU)
1	11:52	15.10	100	7.27	455	6.75	-89	1.64	0.0
2	11:55	15.50	100	7.26	462	6.76	-84	1.52	0.0
3	11:58	15.85	100	7.25	466	~~7.~~	-80	1.44	0.0
4						6.77			
5						AJW 01/22/25			
Stabilization	NA	NA	NA	± 0.1	± 3%	± 0.1	± 10	± 10% or 0.2	10% if >10

Field Meter: Horiba

Sample Appearance:

Odor: ☒ None ☐ Slight ☐ Mod. ☐ Strong

Color ☒ None ☐ Slight ☐ Mod. ☐ Strong

Turb: ☒ None ☐ Slight ☐ Mod ☐ Strong

Well Integrity	Yes	No
Well has ID sign	X	
Casing locked/secure	X	
Well cap fits securely.	X	
Good seal/drainage	X	
Well has weep holes	X	

BOTTLE INFORMATION:

Unfiltered	
Qty	Bottles
	VOAs (C,V, 40mL, HCL)
	VOAS (C,V, 40mL)
	Organics (A,G,U 1000mL)
	Organics (A,G,U 500mL)
	TOC (A,V 40mL, H2SO4)
	TOX (A,G 250mL, H2SO4)
1	Metals (P,250mL, HNO3)
	Cyanide (P, 250mL, NaOH)
	Phenols (A,G,250mL, H2SO4)
	General (P,500mL)
1	General (P,1000mL)
1	Rad (P,2.5L, HNO3)

4

Filtered	
Qty	Bottles
	Metals (P,250mL, HNO3)
	Ammonia (P,250mL, H2S04)
1	General (P,500mL)
~~1~~	General (P,1000mL)
AJW 01/22/25	TOC (A,V 40mL, H2SO4)

Final DTW: 19.38 ft

Comments

Sampler's Signature: Ashley Witunski

ATTACHMENT B.
845 QUARTERLY REPORT - QUARTER 1, 2025
DUCK CREEK POWER PLANT, BOTTOM ASH BASIN **Duck Creek**
DC-845-205

WELL/SAMPLE POINT G51L **Purge Method:** Dedicated Peristaltic Tubing

Date: 01/09/2025 Start Time: 1158 Finish/Sample Time: 1242

Well Depth (Bottom) From MP: 20.21 ft Min. Purge Volume: 1000 mL

Depth to Water From MP: 13.56 ft Total Purge Volume: 1600 mL

Water Column Length: 6.65 ft

Well Water Volume: 4.03 L Total Drawdown: 2.76 ft

Reading (Units)	Time	Depth (ft.)	Flow Rate (mL/min)	pH (s.u.)	Spec Cond (umhos/cm)	Temp (deg C)	ORP (mV)	DO (mg/L)	Turb (NTU)
1	1218	15.12	150	7.46	855	13.75	170	5.81	1.0
2	1220	15.27	150	7.23	863	13.22	173	5.02	0.0
3	1223	15.44	150	7.19	878	13.18	178	4.95	0.0
4	1225	15.62	150	7.14	890	13.15	180	4.90	0.0
5									
Stabilization	NA	NA	NA	± 0.1	± 3%	± 0.1	± 10	± 10% or 0.2	10% if >10

Field Meter: Horiba

Sample Appearance:

Odor: ■ None ☐ Slight ☐ Mod. ☐ Strong

Color ■ None ☐ Slight ☐ Mod. ☐ Strong

Turb: ■ None ☐ Slight ☐ Mod ☐ Strong

Well Integrity	Yes	No
Well has ID sign	X	
Casing locked/secure	X	
Well cap fits securely.	X	
Good seal/drainage	X	
Well has weep holes	X	

BOTTLE INFORMATION:

Unfiltered	
Qty	Bottles
	VOAs (C,V, 40mL, HCL)
	VOAS (C,V, 40mL)
	Organics (A,G,U 1000mL)
	Organics (A,G,U 500mL)
	TOC (A,V 40mL, H2SO4)
	TOX (A,G 250mL, H2SO4)
1+1	Metals (P,250mL, HNO3)
	Cyanide (P, 250mL, NaOH)
	Phenols (A,G,250mL, H2SO4)
1+1	General (P,500mL)
	General (P,1000mL)
	Rad (P, 2.5L, HNO3)

3 + 3

Filtered	
Qty	Bottles
	Metals (P,250mL, HNO3)
	Ammonia (P,250mL, H2S04)
1+1	General (P,500mL)
	General (P,1000mL)
	TOC (A,V 40mL, H2SO4)

Final DTW: 16.32 ft

Comments Field dup collected Here

Sampler's Signature: Bohannan

AR

ATTACHMENT B.
845 QUARTERLY REPORT - QUARTER 1, 2025
DUCK CREEK POWER PLANT, BOTTOM ASH BASIN
DC-845-205

Duck Creek

WELL/SAMPLE POINT G51S **Purge Method:** Dedicated Bladder

Date: 01/22/25 Start Time: 10:42 Finish/Sample Time: 11:30

Well Depth (Bottom) From MP: 32.17 ft Min. Purge Volume: 1000 mL

Depth to Water From MP: 13.82 ft Total Purge Volume: 1600 mL

Water Column Length: 18.35 ft

Well Water Volume: 11.11 L Total Drawdown: 11.81 ft

Reading (Units)	Time	Depth (ft.)	Flow Rate (mL/min)	pH (s.u.)	Spec Cond (umhos/cm)	Temp (deg C)	ORP (mV)	DO (mg/L)	Turb (NTU)
1	10:52	15.64	200	7.08	530	5.01	-144	1.27	0.0
2	10:55	17.03	200	7.07	534	5.02	-137	1.19	0.0
3	10:58	17.85	200	7.07	537	5.03	-131	1.12	0.0
4									
5									
Stabilization	NA	NA	NA	± 0.1	± 3%	± 0.1	± 10	± 10% or 0.2	10% if >10

Field Meter: Horiba

Sample Appearance:

Odor: ☐ None ☒ Slight ☐ Mod. ☐ Strong

Color ☒ None ☐ Slight ☐ Mod. ☐ Strong

Turb: ☒ None ☐ Slight ☐ Mod ☐ Strong

Well Integrity	Yes	No
Well has ID sign	X	
Casing locked/secure	X	
Well cap fits securely.	X	
Good seal/drainage	X	
Well has weep holes	X	

BOTTLE INFORMATION:

Unfiltered	
Qty	Bottles
	VOAs (C,V, 40mL, HCL)
	VOAS (C,V, 40mL)
	Organics (A,G,U 1000mL)
	Organics (A,G,U 500mL)
	TOC (A,V 40mL, H2SO4)
	TOX (A,G 250mL, H2SO4)
1+1	Metals (P,250mL, HNO3)
	Cyanide (P, 250mL, NaOH)
	Phenols (A,G,250mL, H2SO4)
	General (P,500mL)
1+1	General (P,1000mL)
1+1	Rad (P, 2.5L, HNO3)

8

Filtered	
Qty	Bottles
	Metals (P,250mL, HNO3)
	Ammonia (P,250mL, H2S04)
	General (P,500mL)
1+1	General (P,1000mL)
	TOC (A,V 40mL, H2SO4)

Final DTW: 25.63 ft

Comments Field dup

Sampler's Signature: [signature]

App

ATTACHMENT B.
845 QUARTERLY REPORT - QUARTER 1, 2025
DUCK CREEK POWER PLANT, BOTTOM ASH BASIN **Duck Creek**
DC-845-205

WELL/SAMPLE POINT G52L **Purge Method:** Dedicated Bladder

Date: 01/22/25 Start Time: 10:00 Finish/Sample Time: 10:30

Well Depth (Bottom) From MP: 37.11 ft Min. Purge Volume: 1000 mL

Depth to Water From MP: 26.45 ft Total Purge Volume: 1600 mL

Water Column Length: 10.66 ft

Well Water Volume: 6.46 L Total Drawdown: 5.88 ft

Reading (Units)	Time	Depth (ft.)	Flow Rate (mL/min)	pH (s.u.)	Spec Cond (umhos/cm)	Temp (deg C)	ORP (mV)	DO (mg/L)	Turb (NTU)
1	10:10	29.23	200	6.55	1150	10.21	-19	1.02	0.0
2	10:13	30.08	200	6.54	1140	10.20	-11	0.97	0.0
3	10:16	30.90	200	6.53	1150	10.20	-6	1.01	0.0
4									
5									
Stabilization	NA	NA	NA	± 0.1	± 3%	± 0.1	± 10	± 10% or 0.2	10% if >10

Field Meter: Horiba

Sample Appearance:

Odor: ☒ None ☐ Slight ☐ Mod. ☐ Strong

Color ☒ None ☐ Slight ☐ Mod. ☐ Strong

Turb: ☒ None ☐ Slight ☐ Mod ☐ Strong

Well Integrity	Yes	No
Well has ID sign	X	
Casing locked/secure	X	
Well cap fits securely.	X	
Good seal/drainage	X	
Well has weep holes	X	

BOTTLE INFORMATION:

Unfiltered Qty	Unfiltered Bottles
	VOAs (C,V, 40mL, HCL)
	VOAS (C,V, 40mL)
	Organics (A,G,U 1000mL)
	Organics (A,G,U 500mL)
	TOC (A,V 40mL, H2SO4)
	TOX (A,G 250mL, H2SO4)
1	Metals (P,250mL, HNO3)
	Cyanide (P, 250mL, NaOH)
	Phenols (A,G,250mL, H2SO4)
1	General (P,500mL)
	General (P,1000mL)
	Rad (P, 2.5L, HNO3)

01/22/25 AJW

3

Filtered Qty	Filtered Bottles
1	Metals (P,250mL, HNO3)
	Ammonia (P,250mL, H2S04)
1	General (P,500mL)
	General (P,1000mL)
	TOC (A,V 40mL, H2SO4)

Final DTW: 32.33 ft

Comments

Sampler's Signature: Ashley Wetzler

ATTACHMENT B.
845 QUARTERLY REPORT - QUARTER 1, 2025
DUCK CREEK POWER PLANT, BOTTOM ASH BASIN **Duck Creek**
DC-845-205

WELL/SAMPLE POINT G52S **Purge Method:** Dedicated Peristaltic Tubing

Date: 1/9/2025 Start Time: 1303 Finish/Sample Time: 1350

Well Depth (Bottom) From MP: 47.31 ft Min. Purge Volume: 1000 mL

Depth to Water From MP: 30.51 ft Total Purge Volume: 1450 mL

Water Column Length: 16.80 ft

Well Water Volume: 10.17 L Total Drawdown: 0.14 ~~30.6~~ ft 1/9 JPB

Reading (Units)	Time	Depth (ft.)	Flow Rate (mL/min)	pH (s.u.)	Spec Cond (umhos/cm)	Temp (deg C)	ORP (mV)	DO (mg/L)	Turb (NTU)
1	1320	30.58	150	7.40	1300	9.87	214	6.83	18.4
2	1322	30.60	150	7.36	1270	9.80	218	6.72	18.0
3	1324	30.63	150	7.35	1260	9.78	220	6.70	17.8
4									
5									
Stabilization	NA	NA	NA	± 0.1	± 3%	± 0.1	± 10	± 10% or 0.2	10% if >10

Field Meter: Horiba

Sample Appearance:

Odor: ■ None ☐ Slight ☐ Mod. ☐ Strong

Color ■ None ☐ Slight ☐ Mod. ☐ Strong

Turb: ■ None ☐ Slight ☐ Mod ☐ Strong

Well Integrity	Yes	No
Well has ID sign	X	
Casing locked/secure	X	
Well cap fits securely.	X	
Good seal/drainage	X	
Well has weep holes	X	

BOTTLE INFORMATION:

Unfiltered	
Qty	Bottles
	VOAs (C,V, 40mL, HCL)
	VOAS (C,V, 40mL)
	Organics (A,G,U 1000mL)
	Organics (A,G,U 500mL)
	TOC (A,V 40mL, H2SO4)
	TOX (A,G 250mL, H2SO4)
1	Metals (P,250mL, HNO3)
	Cyanide (P, 250mL, NaOH)
	Phenols (A,G,250mL, H2SO4)
1	General (P,500mL)
	General (P,1000mL)
	Rad (P,2.5L, HNO3)

3

Filtered	
Qty	Bottles
	Metals (P,250mL, HNO3)
	Ammonia (P,250mL, H2S04)
1	General (P,500mL)
	General (P,1000mL)
	TOC (A,V 40mL, H2SO4)

Final DTW: 30.65 ft

Comments

Sampler's Signature: JBohannon

ATTACHMENT B.
845 QUARTERLY REPORT - QUARTER 1, 2025
DUCK CREEK POWER PLANT, BOTTOM ASH BASIN **Duck Creek**
DC-845-205

WELL/SAMPLE POINT G53L **Purge Method:** Dedicated Bladder

Date: 01/16/25 Start Time: 15:34 Finish/Sample Time: 16:08

Well Depth (Bottom) From MP: 29.78 ft Min. Purge Volume: 1000 mL

Depth to Water From MP: ~~16.15~~ ft 14.77 Total Purge Volume: 1300 mL

Water Column Length: AJW 01/16/25 ~~13.63~~ ft 15.01

Well Water Volume: ~~8.25~~ L 9.09 Total Drawdown: 1.85 ft

Reading (Units)	Time	Depth (ft.)	Flow Rate (mL/min)	pH (s.u.)	Spec Cond (umhos/cm)	Temp (deg C)	ORP (mV)	DO (mg/L)	Turb (NTU)
1	15:45	15.86	100	6.60	847	11.40	-35	3.63	57.5
2	15:48	16.11	100	6.59	863	11.41	-31	3.37	54.3
3	15:51	16.23	100	6.58	865	11.42	-23	3.24	50.7
4									
5									
Stabilization	NA	NA	NA	± 0.1	± 3%	± 0.1	± 10	± 10% or 0.2	10% if >10

Field Meter: Horiba

Sample Appearance:

Odor: ☒ None ☐ Slight ☐ Mod. ☐ Strong

Color ☒ None ☐ Slight ☐ Mod. ☐ Strong

Turb: ☒ None ☐ Slight ☐ Mod ☐ Strong

Well Integrity	Yes	No
Well has ID sign	X	
Casing locked/secure		X
Well cap fits securely.	X	
Good seal/drainage	X	
Well has weep holes	X	

BOTTLE INFORMATION:

Unfiltered	
Qty	Bottles
	VOAs (C,V, 40mL, HCL)
	VOAS (C,V, 40mL)
	Organics (A,G,U 1000mL)
	Organics (A,G,U 500mL)
	TOC (A,V 40mL, H2SO4)
	TOX (A,G 250mL, H2SO4)
1	Metals (P,250mL, HNO3)
	Cyanide (P, 250mL, NaOH)
	Phenols (A,G,250mL, H2SO4)
1	General (P,500mL)
	General (P,1000mL)
	Rad (P, 2.5L, HNO3)

3

Filtered	
Qty	Bottles
	Metals (P,250mL, HNO3)
	Ammonia (P,250mL, H2S04)
1	General (P,500mL)
	General (P,1000mL)
	TOC (A,V 40mL, H2SO4)

Final DTW: 16.86 ft

Comments

Sampler's Signature: [signature]

ATTACHMENT B.
845 QUARTERLY REPORT - QUARTER 1, 2025
DUCK CREEK POWER PLANT, BOTTOM ASH BASIN
DC-845-205

Duck Creek

WELL/SAMPLE POINT G53S **Purge Method:** Dedicated Bladder

Date: 01/16/25 Start Time: 14:58 Finish/Sample Time: 15:32

Well Depth (Bottom) From MP: 38.44 ft Min. Purge Volume: 1000 mL

Depth to Water From MP: 16.15 ft Total Purge Volume: 1300 mL

Water Column Length: 22.29 ft

Well Water Volume: 13.50 L Total Drawdown: 0.85 ft

Reading (Units)	Time	Depth (ft.)	Flow Rate (mL/min)	pH (s.u.)	Spec Cond (umhos/cm)	Temp (deg C)	ORP (mV)	DO (mg/L)	Turb (NTU)
1	15:08	16.72	100	6.79	654	11.86	0	1.90	>1000
2	15:11	16.89	100	6.78	661	11.87	-42	1.81	714
3	15:14	16.81	100	6.77	670	11.88	-48	1.66	678
4	15:17	16.96	100	6.76	671	11.88	-55	1.59	634
5									
Stabilization	NA	NA	NA	± 0.1	± 3%	± 0.1	± 10	± 10% or 0.2	10% if >10

Field Meter: Horiba

Sample Appearance:

Odor: ☒ None ☐ Slight ☐ Mod. ☐ Strong

Color ☐ None ☒ Slight ☐ Mod. ☐ Strong

Turb: ☐ None ☐ Slight ☐ Mod ☒ Strong

Well Integrity	Yes	No
Well has ID sign	X	
Casing locked/secure		X
Well cap fits securely.	X	
Good seal/drainage	X	
Well has weep holes	X	

BOTTLE INFORMATION:

Unfiltered	
Qty	Bottles
	VOAs (C,V, 40mL, HCL)
	VOAS (C,V, 40mL)
	Organics (A,G,U 1000mL)
	Organics (A,G,U 500mL)
	TOC (A,V 40mL, H2SO4)
	TOX (A,G 250mL, H2SO4)
1	Metals (P,250mL, HNO3)
	Cyanide (P, 250mL, NaOH)
	Phenols (A,G,250mL, H2SO4)
1	General (P,500mL)
	General (P,1000mL)
	Rad (P, 2.5L HNO3)

3

Filtered	
Qty	Bottles
	Metals (P,250mL, HNO3)
	Ammonia (P,250mL, H2S04)
1	General (P,500mL)
	General (P,1000mL)
	TOC (A,V 40mL, H2SO4)

Final DTW: 17.00 ft

Comments

Sampler's Signature: Ashley Hitchcock

ATTACHMENT B.
845 QUARTERLY REPORT - QUARTER 1, 2025
DUCK CREEK POWER PLANT, BOTTOM ASH BASIN **Duck Creek**
DC-845-205

WELL/SAMPLE POINT G54L **Purge Method:** Dedicated Peristaltic Tubing

Date: 01/20/2025 Start Time: ~~0955~~ 1100 Finish/Sample Time: 1203

Well Depth (Bottom) From MP: 40.15 ft Min. Purge Volume: 1000 mL

Depth to Water From MP: 28.15 ft Total Purge Volume: 1900 mL

Water Column Length: 12 ft

Well Water Volume: 7.27 L Total Drawdown: 1.20 ft

Reading (Units)	Time	Depth (ft.)	Flow Rate (mL/min)	pH (s.u.)	Spec Cond (umhos/cm)	Temp (deg C)	ORP (mV)	DO (mg/L)	Turb (NTU)
1	1121	28.43	100	6.52	1180	9.55	-73	3.00	0.0
2	1124	28.57	100	6.54	1180	9.58	-73	2.98	0.0
3	1127	28.64	100	6.56	1190	9.61	-73	2.95	0.0
4									
5									
Stabilization	NA	NA	NA	± 0.1	± 3%	± 0.1	± 10	± 10% or 0.2	10% if >10

Field Meter: Horiba

Check pH if reading is below 6.5

Secondary pH Meter:

Sample Appearance:

Odor: ■ None ☐ Slight ☐ Mod. ☐ Strong
Color ■ None ☐ Slight ☐ Mod. ☐ Strong
Turb: ■ None ☐ Slight ☐ Mod ☐ Strong

Well Integrity	Yes	No
Well has ID sign	X	
Casing locked/secure	X	
Well cap fits securely.	X	
Good seal/drainage	X	
Well has weep holes	X	

BOTTLE INFORMATION:

Unfiltered	
Qty	Bottles
	VOAs (C,V, 40mL, HCL)
	VOAS (C,V, 40mL)
	Organics (A,G,U 1000mL)
	Organics (A,G,U 500mL)
	TOC (A,V 40mL, H2SO4)
	TOX (A,G 500mL, H2SO4)
1	Metals (P,250mL, HNO3)
	Cyanide (P, 250mL, NaOH)
1	General (P,1000mL)
	General (P, 500 mL)
	Ammonia (P, 250mL, H2SO4)
1	Rad (P, 2.5L, HNO3)

4

Filtered	
Qty	Bottles
	Metals (P,250mL, HNO3)
	Ammonia (P,250mL, H2S04)
1	General (P,500mL)
	General (P,1000mL)
	TOC (A,V, 40mL, H2SO4)

Final DTW: 29.35 ft

Comments

Sampler's Signature: Bohannan

ATTACHMENT B.
845 QUARTERLY REPORT - QUARTER 1, 2025
DUCK CREEK POWER PLANT, BOTTOM ASH BASIN
DC-845-205

Duck Creek

WELL/SAMPLE POINT G54S

Purge Method: Dedicated Bladder

Date: ~~01/20/2025~~ ~~01/22/2025~~ Start Time: ~~1031~~ 10:02 AJW 01/30/25 ~~1100 9:15~~ AJW Finish/Sample Time: ~~1100~~ 10:45 ~~1130 13~~

Well Depth (Bottom) From MP: 51.26 ft 01/30/25 Min. Purge Volume: 1000 mL

Depth to Water From MP: ~~29.12~~ ft ~~28.92~~ 29.41 Total Purge Volume: 1600 mL

Water Column Length: ~~22.14~~ ft ~~22.34~~ AJW 01/30/25 21.85

Well Water Volume: ~~13.41~~ L ~~13.53~~ 13.23 Total Drawdown: 8.61 ft

Reading (Units)	Time	Depth (ft.)	Flow Rate (mL/min)	pH (s.u.)	Spec Cond (umhos/cm)	Temp (deg C)	ORP (mV)	DO (mg/L)	Turb (NTU)
1	10:10	31.76	200	6.80	1020	11.22	-106	1.85	165
2	10:13	32.93	200	6.81	1020	11.23	-112	1.70	158
3	10:16	33.86	200	6.81	1010	11.24	-120	1.64	150
4									
5									
Stabilization	NA	NA	NA	± 0.1	± 3%	± 0.1	± 10	± 10% or 0.2	10% if >10

Field Meter: Horiba

Check pH if reading is below 6.5

Secondary pH Meter:

Sample Appearance:

Odor: ☐ None ☒ Slight ☐ Mod. ☐ Strong

Color ☒ None ☐ Slight ☐ Mod. ☐ Strong

Turb: ☐ None ☒ Slight ☐ Mod ☐ Strong

Well Integrity	Yes	No
Well has ID sign	X	
Casing locked/secure	X	
Well cap fits securely.	X	
Good seal/drainage	X	
Well has weep holes	Y	

BOTTLE INFORMATION:

Unfiltered	
Qty	Bottles
	VOAs (C,V, 40mL, HCL)
	VOAS (C,V, 40mL)
	Organics (A,G,U 1000mL)
	Organics (A,G,U 500mL)
	TOC (A,V 40mL, H2SO4)
	TOX (A,G 500mL, H2SO4)
1	Metals (P,250mL, HNO3)
	Cyanide (P, 250mL, NaOH)
1	General (P,1000mL)
	General (P, 500 mL)
	Ammonia (P, 250mL, H2SO4)
1	Rad (P, 2.5L, HNO3)

4

Filtered	
Qty	Bottles
	Metals (P,250mL, HNO3)
	Ammonia (P,250mL, H2S04)
1	General (P,500mL)
	General (P,1000mL)
	TOC (A,V, 40mL, H2SO4)

Final DTW: 38.02 ft

Comments Line is frozen, unable to sample. 01/22/25

Sampler's Signature: [signature]

ATTACHMENT B.
845 QUARTERLY REPORT - QUARTER 1, 2025
DUCK CREEK POWER PLANT, BOTTOM ASH BASIN **Duck Creek**
DC-845-205

WELL/SAMPLE POINT G55L **Purge Method:** Dedicated Bladder

Date: 01/16/25 Start Time: 14:14 Finish/Sample Time: 14:55

Well Depth (Bottom) From MP: 36.60 ft Min. Purge Volume: 1000 mL

Depth to Water From MP: 25.32 ft Total Purge Volume: 1300 mL

Water Column Length: 11.28 ft

Well Water Volume: 6.83 L Total Drawdown: 5.04 ft

Reading (Units)	Time	Depth (ft.)	Flow Rate (mL/min)	pH (s.u.)	Spec Cond (umhos/cm)	Temp (deg C)	ORP (mV)	DO (mg/L)	Turb (NTU)
1	14:21	27.19	100	6.62	807	12.26	-19	2.01	0.0
2	14:24	28.02	100	6.61	824	12.27	-11	2.15	0.0
3	14:27	28.82	100	6.60	826	12.28	-2	1.96	0.0
4									
5									
Stabilization	NA	NA	NA	± 0.1	± 3%	± 0.1	± 10	± 10% or 0.2	10% if >10

Field Meter: Horiba

Sample Appearance:

Odor: ☒ None ☐ Slight ☐ Mod. ☐ Strong

Color ☒ None ☐ Slight ☐ Mod. ☐ Strong

Turb: ☒ None ☐ Slight ☐ Mod ☐ Strong

Well Integrity	Yes	No
Well has ID sign	X	
Casing locked/secure	X	
Well cap fits securely.		X
Good seal/drainage	X	
Well has weep holes	X	

BOTTLE INFORMATION:

Unfiltered	
Qty	Bottles
	VOAs (C,V, 40mL, HCL)
	VOAS (C,V, 40mL)
	Organics (A,G,U 1000mL)
	Organics (A,G,U 500mL)
	TOC (A,V 40mL, H2SO4)
	TOX (A,G 250mL, H2SO4)
1+1	Metals (P,250mL, HNO3)
	Cyanide (P, 250mL, NaOH)
	Phenols (A,G,250mL, H2SO4)
1+1	General (P,500mL)
	General (P,1000mL)
	Rad (P,2.5L, HNO3)

6

Filtered	
Qty	Bottles
	Metals (P,250mL, HNO3)
	Ammonia (P,250mL, H2S04)
1+1	General (P,500mL)
	General (P,1000mL)
	TOC (A,V 40mL, H2SO4)

Final DTW: 30.36 ft

Comments Field dup

Sampler's Signature: Ashley Wilcoxson

ATTACHMENT B.
845 QUARTERLY REPORT - QUARTER 1, 2025
DUCK CREEK POWER PLANT, BOTTOM ASH BASIN **Duck Creek**
DC-845-205

WELL/SAMPLE POINT G55S **Purge Method:** Dedicated Bladder

Date: 01/16/25 Start Time: 13:37 Finish/Sample Time: 14:12

Well Depth (Bottom) From MP: 46.00 ft Min. Purge Volume: 1000 mL

Depth to Water From MP: 25.19 ft Total Purge Volume: 1300 mL

Water Column Length: 20.81 ft

Well Water Volume: 12.60 L Total Drawdown: 3.24 ft

Reading (Units)	Time	Depth (ft.)	Flow Rate (mL/min)	pH (s.u.)	Spec Cond (umhos/cm)	Temp (deg C)	ORP (mV)	DO (mg/L)	Turb (NTU)
1	13:55	26.95	100	6.79	613	11.52	-25	2.22	312
2	13:58	27.31	100	6.78	616	11.53	-21	2.36	295
3	14:01	27.66	100	6.77	615	11.54	-19	2.29	278
4									
5									
Stabilization	NA	NA	NA	± 0.1	± 3%	± 0.1	± 10	± 10% or 0.2	10% if >10

Field Meter: Horiba

Sample Appearance:

Odor: ☒ None ☐ Slight ☐ Mod. ☐ Strong

Color ☒ None ☐ Slight ☐ Mod. ☐ Strong

Turb: ☐ None ☒ Slight ☐ Mod ☐ Strong

Well Integrity	Yes	No
Well has ID sign	X	
Casing locked/secure	X	
Well cap fits securely.	X	
Good seal/drainage	X	
Well has weep holes	X	

BOTTLE INFORMATION:

Unfiltered	
Qty	Bottles
	VOAs (C,V, 40mL, HCL)
	VOAS (C,V, 40mL)
	Organics (A,G,U 1000mL)
	Organics (A,G,U 500mL)
	TOC (A,V 40mL, H2SO4)
	TOX (A,G 250mL, H2SO4)
1	Metals (P,250mL, HNO3)
	Cyanide (P, 250mL, NaOH)
	Phenols (A,G,250mL, H2SO4)
1	General (P,500mL)
	General (P,1000mL)
	Rad (P, 2.5L, HNO3)

3

Filtered	
Qty	Bottles
	Metals (P,250mL, HNO3)
	Ammonia (P,250mL, H2S04)
1	General (P,500mL)
	General (P,1000mL)
	TOC (A,V 40mL, H2SO4)

Final DTW: 28.43 ft

Comments

Sampler's Signature: [signature]

ATTACHMENT B.
845 QUARTERLY REPORT - QUARTER 1, 2025
DUCK CREEK POWER PLANT, BOTTOM ASH BASIN **Duck Creek**
DC-845-205

WELL/SAMPLE POINT G56L **Purge Method:** Dedicated Peristaltic Tubing

Date: 1/14/25 Start Time: 1500 Finish/Sample Time: 1530

Well Depth (Bottom) From MP: **25.43** ft Min. Purge Volume: 1000 mL

Depth to Water From MP: 23.80 ft Total Purge Volume: 1600 mL

Water Column Length: 1.63 ft

Well Water Volume: 0.99 L Total Drawdown: 1.09 ft

Reading (Units)	Time	Depth (ft.)	Flow Rate (mL/min)	pH (s.u.)	Spec Cond (umhos/cm)	Temp (deg C)	ORP (mV)	DO (mg/L)	Turb (NTU)
1	1510	24.18	200	6.45	856	10.19	267	0.00	55.7
2	1512	24.37	200	6.41	861	10.23	265	0.00	56.2
3	1514	24.52	200	6.43	864	10.25	261	0.00	56.3
4									
5									
Stabilization	NA	NA	NA	± 0.1	± 3%	± 0.1	± 10	± 10% or 0.2	10% if >10

Field Meter: Horiba

Sample Appearance:

Odor: ■ None ☐ Slight ☐ Mod. ☐ Strong

Color ■ None ☐ Slight ☐ Mod. ☐ Strong

Turb: ■ None ☐ Slight ☐ Mod ☐ Strong

Well Integrity	Yes	No
Well has ID sign	X	
Casing locked/secure	X	
Well cap fits securely	X	
Good seal/drainage	X	
Well has weep holes	X	

BOTTLE INFORMATION:

Unfiltered	
Qty	**Bottles**
	VOAs (C,V, 40mL, HCL)
	VOAS (C,V, 40mL)
	Organics (A,G,U 1000mL)
	Organics (A,G,U 500mL)
	TOC (A,V 40mL, H2SO4)
	TOX (A,G 250mL, H2SO4)
1	Metals (P,250mL, HNO3)
	Cyanide (P, 250mL, NaOH)
	Phenols (A,G,250mL, H2SO4)
1	General (P,500mL)
	General (P,1000mL)
	Rad (P, 2.5L, HNO3)

3

Filtered	
Qty	**Bottles**
1	Metals (P,250mL, HNO3)
	Ammonia (P,250mL, H2S04)
	General (P,500mL)
	General (P,1000mL)
	TOC (A,V 40mL, H2SO4)

Final DTW: 24.89 ft

Comments

Sampler's Signature: [signature]

ATTACHMENT B.
845 QUARTERLY REPORT - QUARTER 1, 2025
DUCK CREEK POWER PLANT, BOTTOM ASH BASIN
DC-845-205

Duck Creek

WELL/SAMPLE POINT G56S **Purge Method:** Dedicated Bladder

Date: 01/08/~~24~~ 25 Start Time: 13:40 Finish/Sample Time: 14:20

AIP 1/10/25

Well Depth (Bottom) From MP: 41.10 ft Min. Purge Volume: 1000 mL

Depth to Water From MP: 24.01 ft Total Purge Volume: 1600 mL

Water Column Length: 17.09 ft

Well Water Volume: 10.35 L Total Drawdown: 3.38 ft

Reading (Units)	Time	Depth (ft.)	Flow Rate (mL/min)	pH (s.u.)	Spec Cond (umhos/cm)	Temp (deg C)	ORP (mV)	DO (mg/L)	Turb (NTU)
1	13:52	25.81	200	6.70	627	9.77	-50	2.20	599
2	13:55	26.45	200	6.71	625	9.76	-60	2.02	592
3	13:58	26.72	200	6.71	624	9.75	-66	1.95	588
4									
5									
Stabilization	NA	NA	NA	± 0.1	± 3%	± 0.1	± 10	± 10% or 0.2	10% if >10

Field Meter: Horiba

Sample Appearance:

Odor: ☐ None ☒ Slight ☐ Mod. ☐ Strong

Color ☐ None ☒ Slight ☐ Mod. ☐ Strong

Turb: ☐ None ☒ Slight ☐ Mod ☐ Strong

Well Integrity	Yes	No
Well has ID sign	X	
Casing locked/secure	X	
Well cap fits securely.	X	
Good seal/drainage	X	
Well has weep holes	X	

BOTTLE INFORMATION:

Unfiltered	
Qty	Bottles
	VOAs (C,V, 40mL, HCL)
	VOAS (C,V, 40mL)
	Organics (A,G,U 1000mL)
	Organics (A,G,U 500mL)
	TOC (A,V 40mL, H2SO4)
	TOX (A,G 250mL, H2SO4)
1	Metals (P,250mL, HNO3)
	Cyanide (P, 250mL, NaOH)
	Phenols (A,G,250mL, H2SO4)
1	General (P,500mL)
	General (P,1000mL)
	Rad (P,2.5L, HNO3)

3

Filtered	
Qty	Bottles
	Metals (P,250mL, HNO3)
	Ammonia (P,250mL, H2S04)
1	General (P,500mL)
	General (P,1000mL)
	TOC (A,V 40mL, H2SO4)

Final DTW: 27.39 ft

Comments

Sampler's Signature: Lily Hutsler

ATTACHMENT B.
845 QUARTERLY REPORT - QUARTER 1, 2025
DUCK CREEK POWER PLANT, BOTTOM ASH BASIN **Duck Creek**
DC-845-205

WELL/SAMPLE POINT G57L **Purge Method:** Dedicated Peristaltic Tubing

Date: 01/08/25 01/30/2025 Start Time: 13:00 1330 JB Finish/Sample Time: 13:30 1445 JB

Well Depth (Bottom) From MP: 29.26 ft Min. Purge Volume: 1000 mL

Depth to Water From MP: 25.76 ft 25.83 Total Purge Volume: 1900 mL

Water Column Length: 3.50 ft 3.43

Well Water Volume: 2.12 L 2.08 Total Drawdown: 0.71 ft

Reading (Units)	Time	Depth (ft.)	Flow Rate (mL/min)	pH (s.u.)	Spec Cond (umhos/cm)	Temp (deg C)	ORP (mV)	DO (mg/L)	Turb (NTU)
1	1425	25.87	100	6.79	761	12.30	1	4.21	0.0
2	1428	25.93	100	6.81	765	12.25	1	4.18	0.0
3	1431	26.07	100	6.85	768	12.23	2	4.15	0.0
4									
5									
Stabilization	NA	NA	NA	± 0.1	± 3%	± 0.1	± 10	± 10% or 0.2	10% if >10

Field Meter: Horiba

Sample Appearance:

Odor: ■ None ☐ Slight ☐ Mod. ☐ Strong

Color ■ None ☐ Slight ☐ Mod. ☐ Strong

Turb: ■ None ☐ Slight ☐ Mod ☐ Strong

Well Integrity	Yes	No
Well has ID sign	X	
Casing locked/secure		X
Well cap fits securely.		X
Good seal/drainage	X	
Well has weep holes	X	

BOTTLE INFORMATION:

Unfiltered	
Qty	Bottles
	VOAs (C,V, 40mL, HCL)
	VOAS (C,V, 40mL)
	Organics (A,G,U 1000mL)
	Organics (A,G,U 500mL)
	TOC (A,V 40mL, H2SO4)
	TOX (A,G 250mL, H2SO4)
1	Metals (P,250mL, HNO3)
	Cyanide (P, 250mL, NaOH)
	Phenols (A,G,250mL, H2SO4)
1	General (P,500mL)
	General (P,1000mL)
	Rad (P, 2.5L, HNO3)

3

Filtered	
Qty	Bottles
	Metals (P,250mL, HNO3)
	Ammonia (P,250mL, H2S04)
1	General (P,500mL)
	General (P,1000mL)
	TOC (A,V 40mL, H2SO4)

Final DTW: 26.54 ft

Comments ~~Could not sample, no water will come out.~~ App 2/12/25
Sampled 1/20/25

Sampler's Signature: ~~Andy Witsken~~ JBohannan

App

ATTACHMENT B.
845 QUARTERLY REPORT - QUARTER 1, 2025
DUCK CREEK POWER PLANT, BOTTOM ASH BASIN
DC-845-205

Duck Creek

WELL/SAMPLE POINT G57S **Purge Method:** Dedicated Bladder

Date: 01/22/25 Start Time: 13:40 Finish/Sample Time: 14:50

Well Depth (Bottom) From MP: 37.40 ft Min. Purge Volume: 1000 mL

Depth to Water From MP: 26.23 ft Total Purge Volume: 1300 mL

Water Column Length: 11.17 ft

Well Water Volume: 6.76 L Total Drawdown: 0.29 ft

AJW 01/22/25

Reading (Units)	Time ~~13:56~~	Depth (ft.)	Flow Rate (mL/min)	pH (s.u.)	Spec Cond (umhos/cm)	Temp (deg C)	ORP (mV)	DO (mg/L)	Turb (NTU)
1 13:56	~~13:59~~	26.85	100	7.02	965	9.88	94	2.66	0.0
13:59 2	~~14:02~~	26.85	100	7.01	949	9.87	90	2.44	0.0
3	14:02	26.85	100	7.01	954	9.86	87	2.31	0.0
4									
5									
Stabilization	NA	NA	NA	± 0.1	± 3%	± 0.1	± 10	± 10% or 0.2	10% if >10

Field Meter: Horiba

Check pH if reading is below 6.5 or above 7.5

Secondary pH Meter: —

Sample Appearance:

Odor: ☐ None ☒ Slight ☐ Mod. ☐ Strong

Color ☐ None ☒ Slight ☐ Mod. ☐ Strong

Turb: ☒ None ☐ Slight ☐ Mod ☐ Strong

Well Integrity	Yes	No
Well has ID sign	X	
Casing locked/secure	X	
Well cap fits securely.	X	
Good seal/drainage	X	
Well has weep holes	X	

BOTTLE INFORMATION:

Unfiltered	
Qty	Bottles
	VOAs (C,V, 40mL, HCL)
	VOAS (C,V, 40mL)
	Organics (A,G,U 1000mL)
	Organics (A,G,U 500mL)
	TOC (A,V 40mL, H2SO4)
	TOX (A,G 500mL, H2SO4)
1	Metals (P,250mL, HNO3)
	Cyanide (P, 250mL, NaOH)
1	General (P,1000mL)
	General (P, 500 mL)
	Ammonia (P, 250mL, H2SO4)
1	Rad (P, 2.5L, HNO3)

4

Filtered	
Qty	Bottles
	Metals (P,250mL, HNO3)
	Ammonia (P,250mL, H2S04)
1	General (P,500mL)
	General (P,1000mL)
	TOC (A,V, 40mL, H2SO4)

Final DTW: 26.52 ft

Comments

Sampler's Signature: Andy Wheeler

ATTACHMENT B.
845 QUARTERLY REPORT - QUARTER 1, 2025
DUCK CREEK POWER PLANT, BOTTOM ASH BASIN **Duck Creek**
DC-845-205

WELL/SAMPLE POINT G58L **Purge Method:** Dedicated Peristaltic Tubing

Date: 01/14/25 Start Time: 1319 Finish/Sample Time: 1418

Well Depth (Bottom) From MP: 33.80 ft Min. Purge Volume: 1000 mL

Depth to Water From MP: 30.00 ft Total Purge Volume: 1900 mL

Water Column Length: 3.80 ft

Well Water Volume: 2.30 L Total Drawdown: 0.94 ft

Reading (Units)	Time	Depth (ft.)	Flow Rate (mL/min)	pH (s.u.)	Spec Cond (umhos/cm)	Temp (deg C)	ORP (mV)	DO (mg/L)	Turb (NTU)
1	1352	30.13	150	6.40	702	9.29	235	0.00	19.8
2	1354	30.27	150	6.36	702	9.30	237	0.00	21.2
3	1356	30.41	150	6.32	700	9.32	239	0.00	21.4
4									
5									
Stabilization	NA	NA	NA	± 0.1	± 3%	± 0.1	± 10	± 10% or 0.2	10% if >10

Field Meter: Horiba

Sample Appearance:

Odor: ■ None ☐ Slight ☐ Mod. ☐ Strong

Color ■ None ☐ Slight ☐ Mod. ☐ Strong

Turb: ■ None ☐ Slight ☐ Mod ☐ Strong

Well Integrity	Yes	No
Well has ID sign	X	
Casing locked/secure	X	
Well cap fits securely.	X	
Good seal/drainage	X	
Well has weep holes	X	

BOTTLE INFORMATION:

Unfiltered	
Qty	**Bottles**
	VOAs (C,V, 40mL, HCL)
	VOAS (C,V, 40mL)
	Organics (A,G,U 1000mL)
	Organics (A,G,U 500mL)
	TOC (A,V 40mL, H2SO4)
	TOX (A,G 250mL, H2SO4)
1	Metals (P,250mL, HNO3)
	Cyanide (P, 250mL, NaOH)
	Phenols (A,G,250mL, H2SO4)
1	General (P,500mL)
	General (P,1000mL)
	Rad (P, 2.5L, HNO3)

3

Filtered	
Qty	**Bottles**
	Metals (P,250mL, HNO3)
	Ammonia (P,250mL, H2S04)
1	General (P,500mL)
	General (P,1000mL)
	TOC (A,V 40mL, H2SO4)

Final DTW: 30.94 ft

Comments

Sampler's Signature: JBohannan

ATTACHMENT B.
845 QUARTERLY REPORT - QUARTER 1, 2025
DUCK CREEK POWER PLANT, BOTTOM ASH BASIN
DC-845-205

Duck Creek

WELL/SAMPLE POINT G58S **Purge Method:** Dedicated Bladder

Date: 01/08/25 Start Time: 12:05 Finish/Sample Time: 12:50

Well Depth (Bottom) From MP: 39.45 ft Min. Purge Volume: 1000 mL

Depth to Water From MP: 29.35 ft Total Purge Volume: 1300 mL

Water Column Length: 10.10 ft

Well Water Volume: 6.12 L Total Drawdown: 0.96 ft

Reading (Units)	Time	Depth (ft.)	Flow Rate (mL/min)	pH (s.u.)	Spec Cond (umhos/cm)	Temp (deg C)	ORP (mV)	DO (mg/L)	Turb (NTU)
1	12:20	29.96	100	6.72	667	8.58	95	2.84	0.0
2	12:23	30.05	100	6.71	662	8.57	103	2.62	0.0
3	12:26	30.09	100	6.70	657	8.56	113	2.57	0.0
4									
5									
Stabilization	NA	NA	NA	± 0.1	± 3%	± 0.1	± 10	± 10% or 0.2	10% if >10

Field Meter: Horiba

Sample Appearance:

Odor: ☒ None ☐ Slight ☐ Mod. ☐ Strong

Color ☒ None ☐ Slight ☐ Mod. ☐ Strong

Turb: ☒ None ☐ Slight ☐ Mod ☐ Strong

Well Integrity	Yes	No
Well has ID sign	X	
Casing locked/secure		X
Well cap fits securely.	X	
Good seal/drainage	X	
Well has weep holes	X	

BOTTLE INFORMATION:

Unfiltered	
Qty	Bottles
	VOAs (C,V, 40mL, HCL)
	VOAS (C,V, 40mL)
	Organics (A,G,U 1000mL)
	Organics (A,G,U 500mL)
	TOC (A,V 40mL, H2SO4)
	TOX (A,G 250mL, H2SO4)
1	Metals (P,250mL, HNO3)
	Cyanide (P, 250mL, NaOH)
	Phenols (A,G,250mL, H2SO4)
1	General (P,500mL)
	General (P,1000mL)
	Rad (P, 2.5L, HNO3)

3

Filtered	
Qty	Bottles
	Metals (P,250mL, HNO3)
	Ammonia (P,250mL, H2S04)
1	General (P,500mL)
	General (P,1000mL)
	TOC (A,V 40mL, H2SO4)

Final DTW: 30.31 ft

Comments

Sampler's Signature:

ATTACHMENT B.
845 QUARTERLY REPORT - QUARTER 1, 2025
DUCK CREEK POWER PLANT, BOTTOM ASH BASIN
DC-845-205

Duck Creek

WELL/SAMPLE POINT G59L **Purge Method:** Dedicated Peristaltic Tubing

Date: 01/28/25 1/28/25 Start Time: 13:05 1000 1/28 Finish/Sample Time: 15:10 10:15 1/28

Well Depth (Bottom) From MP: 35.32 ft Min. Purge Volume: 1000 mL

Depth to Water From MP: 31.75 ft 32.80 1/28 Total Purge Volume: 1300 mL

Water Column Length: 3.57 ft

Well Water Volume: 2.16 L Total Drawdown: 1.14 ft

Reading (Units)	Time	Depth (ft.)	Flow Rate (mL/min)	pH (s.u.)	Spec Cond (umhos/cm)	Temp (deg C)	ORP (mV)	DO (mg/L)	Turb (NTU)
1	14:04	32.33	100	6.55	654	11.28	147	4.44	0.0
2	14:07	32.37	100	6.56	653	11.27	149	4.55	0.0
3	14:10	32.42	100	6.57	653	11.28	149	4.47	0.0
4									
5									
Stabilization	NA	NA	NA	± 0.1	± 3%	± 0.1	± 10	± 10% or 0.2	10% if >10

Field Meter: Horiba

Sample Appearance:

Odor: ☒ None ☐ Slight ☐ Mod. ☐ Strong

Color ☒ None ☐ Slight ☐ Mod. ☐ Strong

Turb: ☒ None ☐ Slight ☐ Mod ☐ Strong

Well Integrity	Yes	No
Well has ID sign	X	
Casing locked/secure		X
Well cap fits securely.		X
Good seal/drainage	X	
Well has weep holes	X	

BOTTLE INFORMATION:

Unfiltered Qty	Unfiltered Bottles
	VOAs (C,V, 40mL, HCL)
	VOAS (C,V, 40mL)
	Organics (A,G,U 1000mL)
	Organics (A,G,U 500mL)
	TOC (A,V 40mL, H2SO4)
	TOX (A,G 250mL, H2SO4)
1+1	Metals (P,250mL, HNO3)
	Cyanide (P, 250mL, NaOH)
	Phenols (A,G,250mL, H2SO4)
1+1	General (P,500mL)
	General (P,1000mL)
	Rad (P, 2.5L, HNO3)

Filtered Qty	Filtered Bottles
	Metals (P,250mL, HNO3)
	Ammonia (P,250mL, H2S04)
1+1	General (P,500mL)
	General (P,1000mL)
	TOC (A,V 40mL, H2SO4)

Final DTW: 32.89 ft 33.20

Comments Field dup. Could only fill the unfiltered bottles for dup. Water is barely Purging and filter keeps popping off line due to too much air build up.

01/28/25 Sampler's Signature: Andy W. Fisher

Bottles filled:
1+1 Metals (P, 250mL, HNO3) Unfiltered
1+1 General (P, 500mL) Unfiltered

Filtered Bottles
Filled on 1/29/25

ATTACHMENT B.
845 QUARTERLY REPORT - QUARTER 1, 2025
DUCK CREEK POWER PLANT, BOTTOM ASH BASIN **Duck Creek**
DC-845-205

WELL/SAMPLE POINT G59S **Purge Method:** Dedicated Bladder

Date: 01/08/25 Start Time: 11:26 Finish/Sample Time: 12:00

Well Depth (Bottom) From MP: 45.20 ft Min. Purge Volume: 1000 mL

Depth to Water From MP: 34.61 ft Total Purge Volume: 1300 mL

Water Column Length: 10.59 ft

Well Water Volume: 6.41 L Total Drawdown: 0.47 ft

Reading (Units)	Time	Depth (ft.)	Flow Rate (mL/min)	pH (s.u.)	Spec Cond (umhos/cm)	Temp (deg C)	ORP (mV)	DO (mg/L)	Turb (NTU)
1	11:40	35.08	100	6.76	663	10.30	-81	0.96	0.0
2	11:43	35.08	100	6.75	659	10.31	-83	0.89	0.0
3	11:46	35.08	100	6.74	655	10.32	-85	0.82	0.0
4									
5									
Stabilization	NA	NA	NA	± 0.1	± 3%	± 0.1	± 10	± 10% or 0.2	10% if >10

Field Meter: Horiba

Sample Appearance:

Odor: ☒ None ☐ Slight ☐ Mod. ☐ Strong

Color ☒ None ☐ Slight ☐ Mod. ☐ Strong

Turb: ☒ None ☐ Slight ☐ Mod ☐ Strong

Well Integrity	Yes	No
Well has ID sign	X	
Casing locked/secure	X	
Well cap fits securely.	X	
Good seal/drainage	X	
Well has weep holes	X	

BOTTLE INFORMATION:

Unfiltered	
Qty	Bottles
	VOAs (C,V, 40mL, HCL)
	VOAS (C,V, 40mL)
	Organics (A,G,U 1000mL)
	Organics (A,G,U 500mL)
	TOC (A,V 40mL, H2SO4)
	TOX (A,G 250mL, H2SO4)
1	Metals (P,250mL, HNO3)
	Cyanide (P, 250mL, NaOH)
	Phenols (A,G,250mL, H2SO4)
1	General (P,500mL)
	General (P,1000mL)
	Rad (P, 2.5L, HNO3)

3

Filtered	
Qty	Bottles
	Metals (P,250mL, HNO3)
	Ammonia (P,250mL, H2S04)
1	General (P,500mL)
	General (P,1000mL)
	TOC (A,V 40mL, H2SO4)

Final DTW: 35.08 ft

Comments

Sampler's Signature: [signature]

ATTACHMENT B.
845 QUARTERLY REPORT - QUARTER 1, 2025
DUCK CREEK POWER PLANT, BOTTOM ASH BASIN **Duck Creek**
DC-845-205

WELL/SAMPLE POINT G60L **Purge Method:** Dedicated Bladder

Date: ~~01/28/25~~ 01/30/25 AJW 01/30/25 Start Time: ~~12:31~~ 12:20 Finish/Sample Time: 13:23

Well Depth (Bottom) From MP: 27.00 ft Min. Purge Volume: 1000 mL

Depth to Water From MP: ~~18.59~~ ft 19.02 Total Purge Volume: 1300 mL

Water Column Length: 7.98 ft

Well Water Volume: 4.83 L Total Drawdown: 5.08 ft

Reading (Units)	Time	Depth (ft.)	Flow Rate (mL/min)	pH (s.u.)	Spec Cond (umhos/cm)	Temp (deg C)	ORP (mV)	DO (mg/L)	Turb (NTU)
1	12:32	20.61	100	6.20	938	10.38	106	1.55	>1000
21.20 Depth2	12:35	~~22.20~~	100	6.19	935	10.39	110	1.48	984
3	12:38	21.60	100	6.18	932	10.40	111	1.39	897
4									
5									
Stabilization	NA	NA	NA	± 0.1	± 3%	± 0.1	± 10	± 10% or 0.2	10% if >10

Field Meter: Horiba

Sample Appearance:

Odor: ☒ None ☐ Slight ☐ Mod. ☐ Strong

Color ☐ None ☐ Slight ☒ Mod. ☐ Strong

Turb: ☐ None ☐ Slight ☐ Mod ☒ Strong

Well Integrity	Yes	No
Well has ID sign	X	
Casing locked/secure	X	
Well cap fits securely.	X	
Good seal/drainage	X	
Well has weep holes	X	

BOTTLE INFORMATION:

Unfiltered	
Qty	Bottles
	VOAs (C,V, 40mL, HCL)
	VOAS (C,V, 40mL)
	Organics (A,G,U 1000mL)
	Organics (A,G,U 500mL)
	TOC (A,V 40mL, H2SO4)
	TOX (A,G 250mL, H2SO4)
1	Metals (P,250mL, HNO3)
	Cyanide (P, 250mL, NaOH)
	Phenols (A,G,250mL, H2SO4)
	General (P,500mL)
1	General (P,1000mL)
1	Rad (P, 2.5L, HNO3)

4

Filtered	
Qty	Bottles
	Metals (P,250mL, HNO3)
	Ammonia (P,250mL, H2S04)
1	General (P,500mL)
	General (P,1000mL)
	TOC (A,V 40mL, H2SO4)

Final DTW: 24.10 ft

Comments Could not sample. 01/28/25 - Field blank filled here - 01/30/25

Sampler's Signature: [signature]

App

ATTACHMENT B.
845 QUARTERLY REPORT - QUARTER 1, 2025
DUCK CREEK POWER PLANT, BOTTOM ASH BASIN
DC-845-205

Duck Creek

WELL/SAMPLE POINT G60S **Purge Method:** Dedicated Bladder

Date: ~~01/28/25~~ 01/30/25 Start Time: ~~12:51~~ ~~12:31~~ ~~AJW 01/28/25~~ 10:59 AJW 01/30/25 Finish/Sample Time: 12:15

Well Depth (Bottom) From MP: AJW 01/30/25 39.20 ft Min. Purge Volume: 1000 mL

Depth to Water From MP: 26.40 ~~18.59~~ ft ~~25.71~~ AJW 01/28/25 Total Purge Volume: 1300 mL

Water Column Length: 12.80 ft

Well Water Volume: 7.75 L Total Drawdown: 0.0 ft

Reading (Units)	Time	Depth (ft.)	Flow Rate (mL/min)	pH (s.u.)	Spec Cond (umhos/cm)	Temp (deg C)	ORP (mV)	DO (mg/L)	Turb (NTU)
1	11:20	26.38	100	6.66	1030	10.70	-59	0.82	>1000
2	11:23	26.38	100	6.67	1030	10.69	-61	0.80	>1000
3	11:26	26.38	100	6.68	1030	10.68	-62	0.91	>1000
4									
5									
Stabilization	NA	NA	NA	± 0.1	± 3%	± 0.1	± 10	± 10% or 0.2	10% if >10

Field Meter: Horiba

Check pH if reading is below 6.5 or above 7.5

Secondary pH Meter: ——

Sample Appearance:

Odor:	☒ None	☐ Slight	☐ Mod.	☐ Strong
Color	☐ None	☒ Slight	☐ Mod.	☐ Strong
Turb:	☐ None	☐ Slight	☐ Mod	☒ Strong

Well Integrity	Yes	No
Well has ID sign	X	
Casing locked/secure	X	
Well cap fits securely.	X	
Good seal/drainage	X	
Well has weep holes	X	

BOTTLE INFORMATION:

Unfiltered	
Qty	Bottles
	VOAs (C,V, 40mL, HCL)
	VOAS (C,V, 40mL)
	Organics (A,G,U 1000mL)
	Organics (A,G,U 500mL)
	TOC (A,V 40mL, H2SO4)
	TOX (A,G 500mL, H2SO4)
1	Metals (P,250mL, HNO3)
	Cyanide (P, 250mL, NaOH)
1	General (P,1000mL)
	General (P, 500 mL)
	Ammonia (P, 250mL, H2SO4)
1	Rad (P, 2.5L, HNO3)

4

Filtered	
Qty	Bottles
	Metals (P,250mL, HNO3)
	Ammonia (P,250mL, H2S04)
1	General (P,500mL)
	General (P,1000mL)
	TOC (A,V, 40mL, H2SO4)

Final DTW: 26.38 ft

Comments Could not sample 01/28/25 Sampled 01/30/25

Sampler's Signature: Andy Hutsler

AJW

ATTACHMENT B.
845 QUARTERLY REPORT - QUARTER 1, 2025
DUCK CREEK POWER PLANT, BOTTOM ASH BASIN
DC-845-205

Duck Creek

WELL/SAMPLE POINT G61S **Purge Method:** Dedicated Bladder

Date: 01/15/25 Start Time: 12:49 Finish/Sample Time: 14:02

Well Depth (Bottom) From MP: 37.85 ft Min. Purge Volume: 1000 mL

Depth to Water From MP: 26.13 ft Total Purge Volume: 1300 mL

Water Column Length: 11.72 ft

Well Water Volume: 7.10 L Total Drawdown: 2.95 ft AJP 1/17/25

Reading (Units)	Time	Depth (ft.)	Flow Rate (mL/min)	pH (s.u.)	Spec Cond (umhos/cm)	Temp (deg C)	ORP (mV)	DO (mg/L)	Turb (NTU)
1	13:04	27.98	100	6.49	928	7.57	162	2.72	84.6
2	13:07	28.34	100	6.48	926	7.58	163	2.85	91.7
3	13:10	28.72	100	6.47	926	7.59	164	2.69	87.6
4									
5									
Stabilization	NA	NA	NA	± 0.1	± 3%	± 0.1	± 10	± 10% or 0.2	10% if >10

Field Meter: Horiba

Sample Appearance:

Odor: ☒ None ☐ Slight ☐ Mod. ☐ Strong

Color ☒ None ☐ Slight ☐ Mod. ☐ Strong

Turb: ☒ None ☐ Slight ☐ Mod ☐ Strong

Well Integrity	Yes	No
Well has ID sign	X	
Casing locked/secure		X
Well cap fits securely.	X	
Good seal/drainage	X	
Well has weep holes	X	

BOTTLE INFORMATION:

Unfiltered	
Qty	Bottles
	VOAs (C,V, 40mL, HCL)
	VOAS (C,V, 40mL)
	Organics (A,G,U 1000mL)
	Organics (A,G,U 500mL)
	TOC (A,V 40mL, H2SO4)
	TOX (A,G 250mL, H2SO4)
1	Metals (P,250mL, HNO3)
	Cyanide (P, 250mL, NaOH)
	Phenols (A,G,250mL, H2SO4)
	General (P,500mL)
1	General (P,1000mL)
1	Rad (P,2.5L, HNO3)

4

Filtered	
Qty	Bottles
	Metals (P,250mL, HNO3)
	Ammonia (P,250mL, H2S04)
1	General (P,500mL)
	General (P,1000mL)
	TOC (A,V 40mL, H2SO4)

Final DTW: 31.08 ft

Comments

Sampler's Signature: Kirby Wilotska

ATTACHMENT B.
845 QUARTERLY REPORT - QUARTER 1, 2025
DUCK CREEK POWER PLANT, BOTTOM ASH BASIN **Duck Creek**
DC-845-205

WELL/SAMPLE POINT G62L **Purge Method:** Dedicated Peristaltic Tubing

Date: ~~01/15/25~~ 01/27/25 JB Start Time: ~~12:12~~ AJW 01/16/25 10:13 1150 JB Finish/Sample Time: ~~12:34~~ AJW 01/16/25 10:30 1253 JB

Well Depth (Bottom) From MP: 33.52 ft Min. Purge Volume: 1000 mL

Depth to Water From MP: ~~25.72~~ ft 25.43 Total Purge Volume: 1900 mL

Water Column Length: ~~7.80~~ ft 8.09

Well Water Volume: ~~4.72~~ L 4.90 Total Drawdown: 1.85 ft

Reading (Units)	Time	Depth (ft.)	Flow Rate (mL/min)	pH (s.u.)	Spec Cond (umhos/cm)	Temp (deg C)	ORP (mV)	DO (mg/L)	Turb (NTU)
1	1221	26.09	100	6.47	942	12.93	-36	1.24	0.00
2	1224	26.44	100	6.42	938	12.97	-37	1.23	0.00
3	1227	26.72	100	6.45	935	12.99	-36	1.23	0.00
4									
5									
Stabilization	NA	NA	NA	± 0.1	± 3%	± 0.1	± 10	± 10% or 0.2	10% if >10

Field Meter: Horiba

Sample Appearance:

Odor: ■ None ☐ Slight ☐ Mod. ☐ Strong

Color ■ None ☐ Slight ☐ Mod. ☐ Strong

Turb: ■ None ☐ Slight ☐ Mod ☐ Strong

Well Integrity	Yes	No
Well has ID sign	X	
Casing locked/secure	X	
Well cap fits securely.		X
Good seal/drainage	X	
Well has weep holes		X

BOTTLE INFORMATION:

Unfiltered	
Qty	Bottles
	VOAs (C,V, 40mL, HCL)
	VOAS (C,V, 40mL)
	Organics (A,G,U 1000mL)
	Organics (A,G,U 500mL)
	TOC (A,V 40mL, H2SO4)
	TOX (A,G 250mL, H2SO4)
1	Metals (P,250mL, HNO3)
	Cyanide (P, 250mL, NaOH)
	Phenols (A,G,250mL, H2SO4)
	General (P,500mL)
1	General (P,1000mL)
1	Rad (P, 2.5L, HNO3)

4

Filtered	
Qty	Bottles
	Metals (P,250mL, HNO3)
	Ammonia (P,250mL, H2S04)
1	General (P,500mL)
	General (P,1000mL)
	TOC (A,V 40mL, H2SO4)

Final DTW: 27.28 ft

Comments Water will not purge; line isn't frozen 01/15/25
water will not purge; line isn't frozen 01/16/25
01/27 Tubing Replaced

Sampler's Signature: Lily Nettekes Bohannon

APP

ATTACHMENT B.
845 QUARTERLY REPORT - QUARTER 1, 2025
DUCK CREEK POWER PLANT, BOTTOM ASH BASIN
DC-845-205

Duck Creek

WELL/SAMPLE POINT G63L **Purge Method:** Dedicated Peristaltic Tubing

Date: 01/09/25 Start Time: 13:45 Finish/Sample Time: 14:30

Well Depth (Bottom) From MP: 31.00 ft Min. Purge Volume: 1000 mL

Depth to Water From MP: ~~28.85~~ ft 25.85 ASW 01/09/25 Total Purge Volume: 1300 mL

Water Column Length: 5.15 ft

Well Water Volume: 3.12 L Total Drawdown: 0.85 ft

Reading (Units)	Time	Depth (ft.)	Flow Rate (mL/min)	pH (s.u.)	Spec Cond (umhos/cm)	Temp (deg C)	ORP (mV)	DO (mg/L)	Turb (NTU)
1	13:57	26.25	100	6.57	1180	10.87	-49	1.76	29.1
2	14:00	26.35	100	6.56	1150	10.88	-39	1.61	27.4
3	14:03	26.45	100	6.56	1120	10.89	-30	1.48	25.1
4									
5									
Stabilization	NA	NA	NA	± 0.1	± 3%	± 0.1	± 10	± 10% or 0.2	10% if >10

Field Meter: Horiba

Sample Appearance:

Odor: ☒ None ☐ Slight ☐ Mod. ☐ Strong

Color ☒ None ☐ Slight ☐ Mod. ☐ Strong

Turb: ☒ None ☐ Slight ☐ Mod ☐ Strong

Well Integrity	Yes	No
Well has ID sign	X	
Casing locked/secure	X	
Well cap fits securely.	X	
Good seal/drainage	X	
Well has weep holes	X	

BOTTLE INFORMATION:

Unfiltered	
Qty	Bottles
	VOAs (C,V, 40mL, HCL)
	VOAS (C,V, 40mL)
	Organics (A,G,U 1000mL)
	Organics (A,G,U 500mL)
	TOC (A,V 40mL, H2SO4)
	TOX (A,G 250mL, H2SO4)
1+1	Metals (P,250mL, HNO3)
	Cyanide (P, 250mL, NaOH)
	Phenols (A,G,250mL, H2SO4)
1+1	General (P,500mL)
	General (P,1000mL)
	Rad (P, 2.5L, HNO3)

6

Filtered	
Qty	Bottles
	Metals (P,250mL, HNO3)
	Ammonia (P,250mL, H2S04)
1+1	General (P,500mL)
	General (P,1000mL)
	TOC (A,V 40mL, H2SO4)

Final DTW: 26.70 ft

Comments Field dup

Sampler's Signature: [signature]

ATTACHMENT B.
845 QUARTERLY REPORT - QUARTER 1, 2025
DUCK CREEK POWER PLANT, BOTTOM ASH BASIN
DC-845-205

Duck Creek

WELL/SAMPLE POINT G63S **Purge Method:** Dedicated Bladder

Date: 01/08/25 Start Time: 14:25 Finish/Sample Time: 15:10

Well Depth (Bottom) From MP: 42.45 ft Min. Purge Volume: 1000 mL

Depth to Water From MP: 26.53 ft Total Purge Volume: 1300 mL

Water Column Length: 15.92 ft

Well Water Volume: AJW 01/08/25 ~~16.07~~ L 9.64 Total Drawdown: 2.47 ft

Reading (Units)	Time	Depth (ft.)	Flow Rate (mL/min)	pH (s.u.)	Spec Cond (umhos/cm)	Temp (deg C)	ORP (mV)	DO (mg/L)	Turb (NTU)
1	14:37	27.98	100	6.97	640	9.58	14	4.29	12.6
2	14:40	28.10	100	6.98	633	9.57	24	3.91	10.2
3	14:43	28.25	100	6.99	628	9.54	30	3.56	9.7
4									
5									
Stabilization	NA	NA	NA	± 0.1	± 3%	± 0.1	± 10	± 10% or 0.2	10% if >10

Field Meter: Horiba

Sample Appearance:

Odor: ☒ None ☐ Slight ☐ Mod. ☐ Strong

Color ☒ None ☐ Slight ☐ Mod. ☐ Strong

Turb: ☒ None ☐ Slight ☐ Mod ☐ Strong

Well Integrity	Yes	No
Well has ID sign	X	
Casing locked/secure	X	
Well cap fits securely.	X	
Good seal/drainage	X	
Well has weep holes	X	

BOTTLE INFORMATION:

Unfiltered	
Qty	Bottles
	VOAs (C,V, 40mL, HCL)
	VOAS (C,V, 40mL)
	Organics (A,G,U 1000mL)
	Organics (A,G,U 500mL)
	TOC (A,V 40mL, H2SO4)
	TOX (A,G 250mL, H2SO4)
1	Metals (P,250mL, HNO3)
	Cyanide (P, 250mL, NaOH)
	Phenols (A,G,250mL, H2SO4)
1	General (P,500mL)
	General (P,1000mL)
	Rad (P, 2.5L, HNO3)

3

Filtered	
Qty	Bottles
	Metals (P,250mL, HNO3)
	Ammonia (P,250mL, H2S04)
1	General (P,500mL)
	General (P,1000mL)
	TOC (A,V 40mL, H2SO4)

Final DTW: 29.00 ft

Comments

Sampler's Signature: [signature]

ATTACHMENT B.
845 QUARTERLY REPORT - QUARTER 1, 2025
DUCK CREEK POWER PLANT, BOTTOM ASH BASIN
DC-845-205

Duck Creek

WELL/SAMPLE POINT G64L **Purge Method:** Dedicated Peristaltic Tubing

Date: 01/15/25 Start Time: 11:09 Finish/Sample Time: 12:10

Well Depth (Bottom) From MP: 30.25 ft Min. Purge Volume: 1000 mL

Depth to Water From MP: 24.69 ft Total Purge Volume: 1450 mL

Water Column Length: 5.56 ft

Well Water Volume: 3.37 L Total Drawdown: 0.81 ft

Reading (Units)	Time	Depth (ft.)	Flow Rate (mL/min)	pH (s.u.)	Spec Cond (umhos/cm)	Temp (deg C)	ORP (mV)	DO (mg/L)	Turb (NTU)
1	11:27	25.01	150	6.77	680	7.84	142	3.51	43.1
2	11:30	25.05	150	6.78	680	7.85	141	3.20	~~40.79~~
3	11:33	25.05	150	6.79	687	7.85	141	3.00	40.7
4									
5									38.4
Stabilization	NA	NA	NA	± 0.1	± 3%	± 0.1	± 10	± 10% or 0.2	10% if >10

Field Meter: Horiba

Check pH if reading is below 6.5 or above 7.5

Secondary pH Meter: —

Sample Appearance:

Odor: ☒ None ☐ Slight ☐ Mod. ☐ Strong

Color ☒ None ☐ Slight ☐ Mod. ☐ Strong

Turb: ☒ None ☐ Slight ☐ Mod ☐ Strong

Well Integrity	Yes	No
Well has ID sign	X	
Casing locked/secure	X	
Well cap fits securely.	X	
Good seal/drainage	X	
Well has weep holes	X	

BOTTLE INFORMATION:

Unfiltered	
Qty	Bottles
	VOAs (C,V, 40mL, HCL)
	VOAS (C,V, 40mL)
	Organics (A,G,U 1000mL)
	Organics (A,G,U 500mL)
	TOC (A,V 40mL, H2SO4)
	TOX (A,G 500mL, H2SO4)
1	Metals (P,250mL, HNO3)
	Cyanide (P, 250mL, NaOH)
1	General (P,1000mL)
	General (P, 500 mL)
	Ammonia (P, 250mL, H2SO4)
1	Rad (P, 2.5L, HNO3)

4

Filtered	
Qty	Bottles
	Metals (P,250mL, HNO3)
	Ammonia (P,250mL, H2S04)
1	General (P,500mL)
	General (P,1000mL)
	TOC (A,V, 40mL, H2SO4)

Final DTW: 25.50 ft

Comments

Sampler's Signature: Kelly Witherstein

ATTACHMENT B.
845 QUARTERLY REPORT - QUARTER 1, 2025
DUCK CREEK POWER PLANT, BOTTOM ASH BASIN **Duck Creek**
DC-845-205

WELL/SAMPLE POINT G64S **Purge Method:** Dedicated Bladder

Date: 01/09/25 Start Time: 14:48 Finish/Sample Time: 15:56

Well Depth (Bottom) From MP: 39.50 ft Min. Purge Volume: 1000 mL

Depth to Water From MP: 25.63 ft Total Purge Volume: 1300 mL

Water Column Length: 13.87 ft

Well Water Volume: 8.40 L Total Drawdown: 0.57 ft

Reading (Units)	Time	Depth (ft.)	Flow Rate (mL/min)	pH (s.u.)	Spec Cond (umhos/cm)	Temp (deg C)	ORP (mV)	DO (mg/L)	Turb (NTU)
1	15:00	26.20	100	6.82	534	8.62	-76	3.31	0.0
2	15:03	26.20	100	6.81	535	8.63	-72	3.02	0.0
3	15:06	26.20	100	6.80	535	8.64	-71	2.83	0.0
4									
5									
Stabilization	NA	NA	NA	± 0.1	± 3%	± 0.1	± 10	± 10% or 0.2	10% if >10

Field Meter: Horiba

Check pH if reading is below 6.5 or above 7.5

Secondary pH Meter: —

Sample Appearance:

Odor: ☒ None ☐ Slight ☐ Mod. ☐ Strong

Color ☒ None ☐ Slight ☐ Mod. ☐ Strong

Turb: ☒ None ☐ Slight ☐ Mod ☐ Strong

Well Integrity	Yes	No
Well has ID sign	X	
Casing locked/secure	X	
Well cap fits securely.	X	
Good seal/drainage	X	
Well has weep holes	X	

BOTTLE INFORMATION:

Unfiltered	
Qty	Bottles
	VOAs (C,V, 40mL, HCL)
	VOAS (C,V, 40mL)
	Organics (A,G,U 1000mL)
	Organics (A,G,U 500mL)
	TOC (A,V 40mL, H2SO4)
	TOX (A,G 500mL, H2SO4)
1	Metals (P,250mL, HNO3)
	Cyanide (P, 250mL, NaOH)
1	General (P,1000mL)
	General (P, 500 mL)
	Ammonia (P, 250mL, H2SO4)
1	Rad (P, 2.5L, HNO3)

4

Filtered	
Qty	Bottles
	Metals (P,250mL, HNO3)
	Ammonia (P,250mL, H2S04)
1	General (P,500mL)
	General (P,1000mL)
	TOC (A,V, 40mL, H2SO4)

Final DTW: 26.20 ft

Comments

Sampler's Signature: [signature]

ATTACHMENT B.
845 QUARTERLY REPORT - QUARTER 1, 2025
DUCK CREEK POWER PLANT, BOTTOM ASH BASIN
DC-845-205

Duck Creek

WELL/SAMPLE POINT G65L **Purge Method:** Dedicated Peristaltic Tubing

Date: 1/8/2025 Start Time: 1318 Finish/Sample Time: 1323

Well Depth (Bottom) From MP: 25.20 ft Min. Purge Volume: 1000 mL

Depth to Water From MP: 23.49 ft Total Purge Volume: 0 mL

Water Column Length: 1.71 ft

Well Water Volume: 1.03 L Total Drawdown: 0 ft

Reading (Units)	Time	Depth (ft.)	Flow Rate (mL/min)	pH (s.u.)	Spec Cond (umhos/cm)	Temp (deg C)	ORP (mV)	DO (mg/L)	Turb (NTU)
1									
2									
3									
4									
5									
Stabilization	NA	NA	NA	± 0.1	± 3%	± 0.1	± 10	± 10% or 0.2	10% if >10

Field Meter: Horiba

Sample Appearance:

Odor: ☐ None ☐ Slight ☐ Mod. ☐ Strong

Color ☐ None ☐ Slight ☐ Mod. ☐ Strong

Turb: ☐ None ☐ Slight ☐ Mod ☐ Strong

Well Integrity	Yes	No
Well has ID sign	X	
Casing locked/secure	X	
Well cap fits securely.	X	
Good seal/drainage	X	
Well has weep holes	X	

BOTTLE INFORMATION:

Unfiltered	
Qty	Bottles
	VOAs (C,V, 40mL, HCL)
	VOAS (C,V, 40mL)
	Organics (A,G,U 1000mL)
	Organics (A,G,U 500mL)
	TOC (A,V 40mL, H2SO4)
	TOX (A,G 250mL, H2SO4)
	Metals (P,250mL, HNO3)
	Cyanide (P, 250mL, NaOH)
	Phenols (A,G,250mL, H2SO4)
	General (P,500mL)
	General (P,1000mL)
	Rad (P, 2.5L, HNO3)

Filtered	
Qty	Bottles
	Metals (P,250mL, HNO3)
	Ammonia (P,250mL, H2S04)
	General (P,500mL)
	General (P,1000mL)
	TOC (A,V 40mL, H2SO4)

Final DTW: 23.49 ft

Comments Well too dry to sample

Sampler's Signature: J Bohannan

APP

ATTACHMENT B.
845 QUARTERLY REPORT - QUARTER 1, 2025
DUCK CREEK POWER PLANT, BOTTOM ASH BASIN **Duck Creek**
DC-845-205

WELL/SAMPLE POINT G65S **Purge Method:** Dedicated Bladder

Date: 1/14/2025 Start Time: 1215 Finish/Sample Time: 1251

Well Depth (Bottom) From MP: **35.10** ft Min. Purge Volume: 1000 mL

Depth to Water From MP: 23.87 ft Total Purge Volume: 1900 mL

Water Column Length: 11.23 ft

Well Water Volume: 6.80 L Total Drawdown: 3.63 ft

Reading (Units)	Time	Depth (ft.)	Flow Rate (mL/min)	pH (s.u.)	Spec Cond (umhos/cm)	Temp (deg C)	ORP (mV)	DO (mg/L)	Turb (NTU)
1	1235	26.57	150	6.44	1330	9.66	220	0.00	67.5
2	1237	26.62	150	6.45	1300	9.69	217	0.00	68.5
3	1239	26.67	150	6.43	1290	9.68	217	0.00	71.9
4									
5									
Stabilization	NA	NA	NA	± 0.1	± 3%	± 0.1	± 10	± 10% or 0.2	10% if >10

Field Meter: Horiba

Sample Appearance:

Odor: ■ None ☐ Slight ☐ Mod. ☐ Strong

Color ■ None ☐ Slight ☐ Mod. ☐ Strong

Turb: ■ None ☐ Slight ☐ Mod ☐ Strong

Well Integrity	Yes	No
Well has ID sign	X	
Casing locked/secure	X	
Well cap fits securely.	X	
Good seal/drainage	X	
Well has weep holes	X	/

BOTTLE INFORMATION:

Unfiltered	
Qty	Bottles
	VOAs (C,V, 40mL, HCL)
	VOAS (C,V, 40mL)
	Organics (A,G,U 1000mL)
	Organics (A,G,U 500mL)
	TOC (A,V 40mL, H2SO4)
	TOX (A,G 250mL, H2SO4)
1	Metals (P,250mL, HNO3)
	Cyanide (P, 250mL, NaOH)
	Phenols (A,G,250mL, H2SO4)
1	General (P,500mL)
	General (P,1000mL)
	Rad (P, 2.5L, HNO3)

3

Filtered	
Qty	Bottles
	Metals (P,250mL, HNO3)
	Ammonia (P,250mL, H2S04)
1	General (P,500mL)
	General (P,1000mL)
	TOC (A,V 40mL, H2SO4)

Final DTW: 27.50 ft

Comments

Sampler's Signature: Bohannan

ATTACHMENT B.
845 QUARTERLY REPORT - QUARTER 1, 2025
DUCK CREEK POWER PLANT, BOTTOM ASH BASIN
DC-845-205

Duck Creek

WELL/SAMPLE POINT G66L **Purge Method:** Dedicated Peristaltic Tubing

Date: 01/16/25 Start Time: 11:50 Finish/Sample Time: 12:27

Well Depth (Bottom) From MP: 22.83 ft Min. Purge Volume: 1000 mL

Depth to Water From MP: 20.57 ft Total Purge Volume: 1300 mL

Water Column Length: 2.26 ft

Well Water Volume: 1.37 L Total Drawdown: 0.91 ft

Reading (Units)	Time	Depth (ft.)	Flow Rate (mL/min)	pH (s.u.)	Spec Cond (umhos/cm)	Temp (deg C)	ORP (mV)	DO (mg/L)	Turb (NTU)
1	12:07	21.00	100	6.46	2490	12.48	175	1.52	0.0
2	12:10	21.12	100	6.46	2490	12.49	171	1.44	0.0
3	12:13	21.20	100	6.46	2500	12.49	168	1.36	0.0
4									
5									
Stabilization	NA	NA	NA	± 0.1	± 3%	± 0.1	± 10	± 10% or 0.2	10% if >10

Field Meter: Horiba

Sample Appearance:

Odor: ☒ None ☐ Slight ☐ Mod. ☐ Strong

Color ☒ None ☐ Slight ☐ Mod. ☐ Strong

Turb: ☒ None ☐ Slight ☐ Mod ☐ Strong

Well Integrity	Yes	No
Well has ID sign	X	
Casing locked/secure	X	
Well cap fits securely.	X	
Good seal/drainage	X	
Well has weep holes	X	

BOTTLE INFORMATION:

Unfiltered	
Qty	Bottles
	VOAs (C,V, 40mL, HCL)
	VOAS (C,V, 40mL)
	Organics (A,G,U 1000mL)
	Organics (A,G,U 500mL)
	TOC (A,V 40mL, H2SO4)
	TOX (A,G 250mL, H2SO4)
1	Metals (P,250mL, HNO3)
	Cyanide (P, 250mL, NaOH)
	Phenols (A,G,250mL, H2SO4)
1	General (P,500mL)
	General (P,1000mL)
	Rad (P, 2.5L, HNO3)

3

Filtered	
Qty	Bottles
	Metals (P,250mL, HNO3)
	Ammonia (P,250mL, H2S04)
1	General (P,500mL)
	General (P,1000mL)
	TOC (A,V 40mL, H2SO4)

Final DTW: 21.48 ft

Comments

Sampler's Signature: [signature]

ATTACHMENT B.
845 QUARTERLY REPORT - QUARTER 1, 2025
DUCK CREEK POWER PLANT, BOTTOM ASH BASIN
DC-845-205

Duck Creek

WELL/SAMPLE POINT G66S **Purge Method:** Dedicated Bladder

Date: 01/16/25 Start Time: 12:30 Finish/Sample Time: 13:00

Well Depth (Bottom) From MP: 43.05 ft Min. Purge Volume: 1000 mL

Depth to Water From MP: 20.70 ft Total Purge Volume: 1600 mL

Water Column Length: 22.35 ft

Well Water Volume: 13.54 L Total Drawdown: 3.57 ft

Reading (Units)	Time	Depth (ft.)	Flow Rate (mL/min)	pH (s.u.)	Spec Cond (umhos/cm)	Temp (deg C)	ORP (mV)	DO (mg/L)	Turb (NTU)
1	12:38	22.60	200	6.45	942	12.06	-73	1.69	171
2	12:41	23.18	200	6.44	939	12.07	-77	1.57	164
3	12:44	23.66	200	6.44	934	12.08	-76	1.46	151
4									
5									
Stabilization	NA	NA	NA	± 0.1	± 3%	± 0.1	± 10	± 10% or 0.2	10% if >10

Field Meter: Horiba

Sample Appearance:

Odor: ☒ None ☐ Slight ☐ Mod. ☐ Strong

Color ☒ None ☐ Slight ☐ Mod. ☐ Strong

Turb: ☐ None ☒ Slight ☐ Mod ☐ Strong

Well Integrity	Yes	No
Well has ID sign	X	
Casing locked/secure	X	
Well cap fits securely.	X	
Good seal/drainage	X	
Well has weep holes	X	

BOTTLE INFORMATION:

Unfiltered	
Qty	Bottles
	VOAs (C,V, 40mL, HCL)
	VOAS (C,V, 40mL)
	Organics (A,G,U 1000mL)
	Organics (A,G,U 500mL)
	TOC (A,V 40mL, H2SO4)
	TOX (A,G 250mL, H2SO4)
1	Metals (P,250mL, HNO3)
	Cyanide (P, 250mL, NaOH)
	Phenols (A,G,250mL, H2SO4)
1	General (P,500mL)
	General (P,1000mL)
	Rad (P, 2.5L, HNO3)

3

Filtered	
Qty	Bottles
	Metals (P,250mL, HNO3)
	Ammonia (P,250mL, H2S04)
1	General (P,500mL)
	General (P,1000mL)
	TOC (A,V 40mL, H2SO4)

Final DTW: 24.27 ft

Comments

Sampler's Signature: [signature]

ATTACHMENT B.
845 QUARTERLY REPORT - QUARTER 1, 2025
DUCK CREEK POWER PLANT, BOTTOM ASH BASIN
DC-845-205

Duck Creek

WELL/SAMPLE POINT G67L **Purge Method:** Dedicated Peristaltic Tubing

Date: ~~01/15/25~~ 1/16/25 Start Time: 11:14 Finish/Sample Time: 11:40

Well Depth (Bottom) From MP: 20.09 ft Min. Purge Volume: 1000 mL

Depth to Water From MP: 17.81 ft Total Purge Volume: 1450 mL

Water Column Length: 2.28 ft

Well Water Volume: 1.38 L Total Drawdown: 0.91 ft

Reading (Units)	Time	Depth (ft.)	Flow Rate (mL/min)	pH (s.u.)	Spec Cond (umhos/cm)	Temp (deg C)	ORP (mV)	DO (mg/L)	Turb (NTU)
1	11:20	18.16	150	6.53	1120	12.38	146	2.30	0.0
2	11:23	18.31	150	6.52	1130	12.39	147	2.17	0.0
3	11:26	18.45	150	6.53	1130	12.40	149	2.06	0.0
4									
5									
Stabilization	NA	NA	NA	± 0.1	± 3%	± 0.1	± 10	± 10% or 0.2	10% if >10

Field Meter: Horiba

Sample Appearance:

Odor: ☒ None ☐ Slight ☐ Mod. ☐ Strong

Color ☒ None ☐ Slight ☐ Mod. ☐ Strong

Turb: ☒ None ☐ Slight ☐ Mod ☐ Strong

Well Integrity	Yes	No
Well has ID sign	X	
Casing locked/secure	X	
Well cap fits securely.		X
Good seal/drainage	X	
Well has weep holes	X	

BOTTLE INFORMATION:

Unfiltered Qty	Unfiltered Bottles
	VOAs (C,V, 40mL, HCL)
	VOAS (C,V, 40mL)
	Organics (A,G,U 1000mL)
	Organics (A,G,U 500mL)
	TOC (A,V 40mL, H2SO4)
	TOX (A,G 250mL, H2SO4)
1	Metals (P,250mL, HNO3)
	Cyanide (P, 250mL, NaOH)
	Phenols (A,G,250mL, H2SO4)
1	General (P,500mL)
	General (P,1000mL)
	Rad (P, 2.5L, HNO3)

3

Filtered Qty	Filtered Bottles
	Metals (P,250mL, HNO3)
	Ammonia (P,250mL, H2S04)
1	General (P,500mL)
	General (P,1000mL)
	TOC (A,V 40mL, H2SO4)

Final DTW: 18.73 ft

Comments

Sampler's Signature: Ashley Webster

ATTACHMENT B.
845 QUARTERLY REPORT - QUARTER 1, 2025
DUCK CREEK POWER PLANT, BOTTOM ASH BASIN **Duck Creek**
DC-845-205

WELL/SAMPLE POINT G67S **Purge Method:** Dedicated Bladder

Date: ~~01/15/25~~ 01/16/25 Start Time: ~~14:54~~ 10:35 Finish/Sample Time: ~~15:12~~ 11:12

Well Depth (Bottom) From MP: 39.50 ft AJW 01/16/25 Min. Purge Volume: 1000 mL

Depth to Water From MP: ~~18.70~~ ft 18.45 Total Purge Volume: 1600 mL

Water Column Length: ~~20.80~~ ft 21.05

Well Water Volume: ~~12.60~~ L 12.75 Total Drawdown: 4.37 ft

Reading (Units)	Time	Depth (ft.)	Flow Rate (mL/min)	pH (s.u.)	Spec Cond (umhos/cm)	Temp (deg C)	ORP (mV)	DO (mg/L)	Turb (NTU)
1	10:55	21.03	200	6.61	707	10.84	39	3.80	>1000
2	10:58	22.05	200	6.60	710	10.85	33	3.55	>1000
3	~~10:~~ 11:01	23.12	200	6.59	710	10.86	35	3.40	>1000
4	AJW 01/16/25								
5									
Stabilization	NA	NA	NA	± 0.1	± 3%	± 0.1	± 10	± 10% or 0.2	10% if >10

Field Meter: Horiba

Sample Appearance:

Odor: ☒ None ☐ Slight ☐ Mod. ☐ Strong

Color ☐ None ☐ Slight ☐ Mod. ☒ Strong

Turb: ☐ None ☐ Slight ☐ Mod ☒ Strong

Well Integrity	Yes	No
Well has ID sign	X	
Casing locked/secure	X	
Well cap fits securely.	X	
Good seal/drainage	X	
Well has weep holes	X	

BOTTLE INFORMATION:

Unfiltered Qty	Bottles
	VOAs (C,V, 40mL, HCL)
	VOAS (C,V, 40mL)
	Organics (A,G,U 1000mL)
	Organics (A,G,U 500mL)
	TOC (A,V 40mL, H2SO4)
	TOX (A,G 250mL, H2SO4)
1	Metals (P,250mL, HNO3)
	Cyanide (P, 250mL, NaOH)
	Phenols (A,G,250mL, H2SO4)
1	General (P,500mL)
	General (P,1000mL)
	Rad (P, 2.5L, HNO3)

AJW 01/16/25 3

Filtered Qty	Bottles
~~1~~	Metals (P,250mL, HNO3)
	Ammonia (P,250mL, H2S04)
1	General (P,500mL)
	General (P,1000mL)
	TOC (A,V 40mL, H2SO4)

Final DTW: 25.42 ft

Comments Too cold outside to sample 01/15/25

Sampler's Signature: Andy Witeska

ATTACHMENT B.
845 QUARTERLY REPORT - QUARTER 1, 2025
DUCK CREEK POWER PLANT, BOTTOM ASH BASIN
DC-845-205

Duck Creek

WELL/SAMPLE POINT G70L **Purge Method:** Dedicated Bladder

Date: 1/7/2025 Start Time: 1425 Finish/Sample Time: 1506

Well Depth (Bottom) From MP: 33.05 ft Min. Purge Volume: 1000 mL

Depth to Water From MP: 22.35 ft Total Purge Volume: 1000 mL

Water Column Length: 10.70 ft

Well Water Volume: 6.47 L Total Drawdown: 1.73 ft

Reading (Units)	Time	Depth (ft.)	Flow Rate (mL/min)	pH (s.u.)	Spec Cond (umhos/cm)	Temp (deg C)	ORP (mV)	DO (mg/L)	Turb (NTU)
1	1447	23.34	100	7.75	7180	11.98	185	1.64	1.8
2	1450	23.78	100	7.73	7170	11.99	189	1.54	3.8
3	1453	23.98	100	7.70	7150	12.03	194	1.51	4.9
4									
5									
Stabilization	NA	NA	NA	± 0.1	± 3%	± 0.1	± 10	± 10% or 0.2	10% if >10

Field Meter: Oakton/Horiba

Sample Appearance:

Odor: ■ None ☐ Slight ☐ Mod. ☐ Strong

Color ■ None ☐ Slight ☐ Mod. ☐ Strong

Turb: ■ None ☐ Slight ☐ Mod ☐ Strong

Well Integrity	Yes	No
Well has ID sign	X	
Casing locked/secure	X	
Well cap fits securely.	X	
Good seal/drainage	X	
Well has weep holes	X	

BOTTLE INFORMATION:

Unfiltered	
Qty	Bottles
	VOAs (C,V, 40mL, HCL)
	VOAS (C,V, 40mL)
	Organics (A,G,U 1000mL)
	Organics (A,G,U 500mL)
	TOC (A,V 40mL, H2SO4)
	TOX (A,G 250mL, H2SO4)
1	Metals (P,250mL, HNO3)
	Cyanide (P, 250mL, NaOH)
	Phenols (A,G,250mL, H2SO4)
1	General (P,500mL)
	General (P,1000mL)
	Rad (P, 2.5L, HNO3)

3

Filtered	
Qty	Bottles
	Metals (P,250mL, HNO3)
	Ammonia (P,250mL, H2S04)
1	General (P,500mL)
	General (P,1000mL)
	TOC (A,V 40mL, H2SO4)

Final DTW: 24.08 ft

Comments

Sampler's Signature: JBohannan

ATTACHMENT B.
845 QUARTERLY REPORT - QUARTER 1, 2025
DUCK CREEK POWER PLANT, BOTTOM ASH BASIN
DC-845-205

Duck Creek

WELL/SAMPLE POINT G71L **Purge Method:** Dedicated Peristaltic Tubing

Date: 1/8/~~2024~~ 2025 Start Time: 1021 Finish/Sample Time: 1105

APP 1/10/25

Well Depth (Bottom) From MP: 32.95 ft Min. Purge Volume: 1000 mL

Depth to Water From MP: 28.41 ft Total Purge Volume: 1450 mL

Water Column Length: 4.54 ft

Well Water Volume: 2.75 L Total Drawdown: 1.37 ft

Reading (Units)	Time	Depth (ft.)	Flow Rate (mL/min)	pH (s.u.)	Spec Cond (umhos/cm)	Temp (deg C)	ORP (mV)	DO (mg/L)	Turb (NTU)
1	10:47	29.29	150	7.75	10900	7.66	246	2.95	63.8
2	10:50	29.37	150	7.72	10800	7.69	247	2.84	59.2
3	10:53	29.45	150	7.68	10800	7.72	250	2.81	67.8
4									
5									
Stabilization	NA	NA	NA	± 0.1	± 3%	± 0.1	± 10	± 10% or 0.2	10% if >10

Field Meter: 1/8 JB ~~Oakton~~/Horiba

Sample Appearance:

Odor: ■ None ☐ Slight ☐ Mod. ☐ Strong

Color ■ None ☐ Slight ☐ Mod. ☐ Strong

Turb: ☐ None ■ Slight ☐ Mod ☐ Strong

Well Integrity	Yes	No
Well has ID sign	X	
Casing locked/secure	X	
Well cap fits securely.	X	
Good seal/drainage	X	
Well has weep holes	X	

BOTTLE INFORMATION:

Unfiltered	
Qty	**Bottles**
	VOAs (C,V, 40mL, HCL)
	VOAS (C,V, 40mL)
	Organics (A,G,U 1000mL)
	Organics (A,G,U 500mL)
	TOC (A,V 40mL, H2SO4)
	TOX (A,G 250mL, H2SO4)
1	Metals (P,250mL, HNO3)
	Cyanide (P, 250mL, NaOH)
	Phenols (A,G,250mL, H2SO4)
1	General (P,500mL)
	General (P,1000mL)
	Rad (P, 2.5L, HNO3)

3

Filtered	
Qty	**Bottles**
	Metals (P,250mL, HNO3)
	Ammonia (P,250mL, H2S04)
1	General (P,500mL)
	General (P,1000mL)
	TOC (A,V 40mL, H2SO4)

Final DTW: 29.78 ft

Comments

Sampler's Signature: JBohannon

ATTACHMENT B.
845 QUARTERLY REPORT - QUARTER 1, 2025
DUCK CREEK POWER PLANT, BOTTOM ASH BASIN
DC-845-205

Duck Creek

WELL/SAMPLE POINT G71S **Purge Method:** Dedicated Bladder

Date: 1/7/2025 Start Time: 1525 Finish/Sample Time: 1551

Well Depth (Bottom) From MP: 41.45 ft Min. Purge Volume: 1000 mL

Depth to Water From MP: 28.86 ft Total Purge Volume: 1000 mL

Water Column Length: 12.59 ft

Well Water Volume: 7.62 L Total Drawdown: 0.94 ft

Reading (Units)	Time	Depth (ft.)	Flow Rate (mL/min)	pH (s.u.)	Spec Cond (umhos/cm)	Temp (deg C)	ORP (mV)	DO (mg/L)	Turb (NTU)
1	1535	29.80	100	8.05	1240	9.53	204	6.78	390
2	1538	29.80	100	8.07	1250	9.50	206	6.75	393
3	1541	29.80	100	8.10	1270	9.45	210	6.80	398
4									
5									
Stabilization	NA	NA	NA	± 0.1	± 3%	± 0.1	± 10	± 10% or 0.2	10% if >10

Field Meter: Oakton/Horiba

Sample Appearance:

Odor: ■ None ☐ Slight ☐ Mod. ☐ Strong

Color ☐ None ☐ Slight ■ Mod. ☐ Strong

Turb: ☐ None ■ Slight ☐ Mod ☐ Strong

Well Integrity	Yes	No
Well has ID sign	X	
Casing locked/secure	X	
Well cap fits securely.	X	
Good seal/drainage	X	
Well has weep holes	X	

BOTTLE INFORMATION:

Unfiltered	
Qty	Bottles
	VOAs (C,V, 40mL, HCL)
	VOAS (C,V, 40mL)
	Organics (A,G,U 1000mL)
	Organics (A,G,U 500mL)
	TOC (A,V 40mL, H2SO4)
	TOX (A,G 250mL, H2SO4)
1	Metals (P,250mL, HNO3)
	Cyanide (P, 250mL, NaOH)
	Phenols (A,G,250mL, H2SO4)
1	General (P,500mL)
	General (P,1000mL)
	Rad (P, 2.5L, HNO3)

3

Filtered	
Qty	Bottles
	Metals (P,250mL, HNO3)
	Ammonia (P,250mL, H2S04)
1	General (P,500mL)
	General (P,1000mL)
	TOC (A,V 40mL, H2SO4)

Final DTW: 29.80 ft

Comments

Sampler's Signature: JBohannan

ATTACHMENT B.
845 QUARTERLY REPORT - QUARTER 1, 2025
DUCK CREEK POWER PLANT, BOTTOM ASH BASIN
DC-845-205

Duck Creek

WELL/SAMPLE POINT G72L **Purge Method:** Dedicated Peristaltic Tubing

Date: 1/8/2025 Start Time: 1149 Finish/Sample Time: 1153

Well Depth (Bottom) From MP: 28.05 ft Min. Purge Volume: 1000 mL

Depth to Water From MP: 27.73 ft Total Purge Volume: 0 mL

Water Column Length: 0.32 ft

Well Water Volume: 0.19 L Total Drawdown: 0 ft

Reading (Units)	Time	Depth (ft.)	Flow Rate (mL/min)	pH (s.u.)	Spec Cond (umhos/cm)	Temp (deg C)	ORP (mV)	DO (mg/L)	Turb (NTU)
1									
2									
3									
4									
5									
Stabilization	NA	NA	NA	± 0.1	± 3%	± 0.1	± 10	± 10% or 0.2	10% if >10

Field Meter: Horiba

Sample Appearance:

Odor: ☐ None ☐ Slight ☐ Mod. ☐ Strong

Color ☐ None ☐ Slight ☐ Mod. ☐ Strong

Turb: ☐ None ☐ Slight ☐ Mod ☐ Strong

Well Integrity	Yes	No
Well has ID sign	X	
Casing locked/secure	X	
Well cap fits securely.	X	
Good seal/drainage	X	
Well has weep holes	X	

BOTTLE INFORMATION:

Unfiltered	
Qty	Bottles
	VOAs (C,V, 40mL, HCL)
	VOAS (C,V, 40mL)
	Organics (A,G,U 1000mL)
	Organics (A,G,U 500mL)
	TOC (A,V 40mL, H2SO4)
	TOX (A,G 250mL, H2SO4)
	Metals (P,250mL, HNO3)
	Cyanide (P, 250mL, NaOH)
	Phenols (A,G,250mL, H2SO4)
	General (P,500mL)
	General (P,1000mL)
	Rad (P, 2.5L, HNO3)

Filtered	
Qty	Bottles
	Metals (P,250mL, HNO3)
	Ammonia (P,250mL, H2S04)
	General (P,500mL)
	General (P,1000mL)
	TOC (A,V 40mL, H2SO4)

Final DTW: ~~28.~~ 27.73 ft

Comments Well too dry to sample

APP 2/12/25

Sampler's Signature: JBohannon

APP

ATTACHMENT B.
845 QUARTERLY REPORT - QUARTER 1, 2025
DUCK CREEK POWER PLANT, BOTTOM ASH BASIN **Duck Creek**
DC-845-205

WELL/SAMPLE POINT G73L **Purge Method:** Dedicated Bladder AP 2/12/25

Date: ~~1/8/2025~~ 1/14/2025 Start Time: ~~1228~~ 1/8 ~~0957~~ 1/14 Finish/Sample Time: ~~1240~~ 1/8 1147 1/14

Well Depth (Bottom) From MP: 37.70 ft Min. Purge Volume: 1000 mL

Depth to Water From MP: 29.95 ft 30 Total Purge Volume: 1600 mL 1100

Water Column Length: 7.75 ft 7.70

Well Water Volume: 4.70 L 4.66 Total Drawdown: 2.22 ft

Reading (Units)	Time	Depth (ft.)	Flow Rate (mL/min)	pH (s.u.)	Spec Cond (umhos/cm)	Temp (deg C)	ORP (mV)	DO (mg/L)	Turb (NTU)
1	1120	31.80	200	6.91	1690	11.34	153	0.00	47.8
2	1123	31.84	200	6.83	1640	11.34	159	0.00	46.2
3	1125	31.88	200	6.75	1630	11.28	162	0.00	45.7
4									
5									
Stabilization	NA	NA	NA	± 0.1	± 3%	± 0.1	± 10	± 10% or 0.2	10% if >10

Field Meter: Horiba

Sample Appearance:

Odor: ■ None ☐ Slight ☐ Mod. ☐ Strong

Color ■ None ☐ Slight ☐ Mod. ☐ Strong

Turb: ■ None ☐ Slight ☐ Mod ☐ Strong

Well Integrity	Yes	No
Well has ID sign	X	
Casing locked/secure	X	
Well cap fits securely.	X	
Good seal/drainage	X	
Well has weep holes	X	

BOTTLE INFORMATION:

Unfiltered Qty	Unfiltered Bottles
	VOAs (C,V, 40mL, HCL)
	VOAS (C,V, 40mL)
	Organics (A,G,U 1000mL)
	Organics (A,G,U 500mL)
	TOC (A,V 40mL, H2SO4)
	TOX (A,G 250mL, H2SO4)
1	Metals (P,250mL, HNO3)
	Cyanide (P, 250mL, NaOH)
	Phenols (A,G,250mL, H2SO4)
1	General (P,500mL)
	General (P,1000mL)
	Rad (P, 2.5L, HNO3)

3

Filtered Qty	Filtered Bottles
	Metals (P,250mL, HNO3)
	Ammonia (P,250mL, H2S04)
1	General (P,500mL)
	General (P,1000mL)
	TOC (A,V 40mL, H2SO4)

Final DTW: 32.17 ft

Comments Stopped on 1/8 due to compressor issues

Sampler's Signature: JBohannon

AP

ATTACHMENT B.
845 QUARTERLY REPORT - QUARTER 1, 2025
DUCK CREEK POWER PLANT, BOTTOM ASH BASIN **Duck Creek**
DC-845-205

WELL/SAMPLE POINT **L103** **Purge Method:** **Bailer**

Date: 29-Jan-25 Start Time: 1019 Finish/Sample Time: 1032

Depth to Water From MP: 1.25 ft

Reading	Time	Depth	Flow Rate	pH	Spec Cond	Temp	ORP	DO	Turb
(Units)		ft.	mL/min	s.u.	umhos/cm	deg C	mV	mg/L	NTU
1	1023	1.25	—	8.41	5000	11.8	133	2.47	24.6

Field Meter: Horiba

Sample Appearance:

Odor: ☐ None ☑ Slight ☐ Mod. ☐ Strong

Color ☑ None ☐ Slight ☐ Mod. ☐ Strong

Turb: ☐ None ☑ Slight ☐ Mod ☐ Strong

Well Integrity	Yes	No
Well has ID sign		/
Casing locked/secure		/
Well cap fits securely.		/
Good seal/drainage		/
Well has weep holes		/

BOTTLE INFORMATION:

Unfiltered	
Qty	Bottles
	VOAs (C,V, 40mL, HCL)
	VOAS (C,V, 40mL)
	Organics (A,G,U 1000mL)
	Organics (A,G,U 500mL)
	TOC (A,V 40mL, H2SO4)
	TOX (A,G 250mL, H2SO4)
1	Metals (P,250mL, HNO3)
	Cyanide (P, 250mL, NaOH)
	Phenols (A,G,250mL, H2SO4)
1	General (P, ~~250 mL~~) 1L

3

Filtered	
Qty	Bottles
	Metals (P,250mL, HNO3)
	Ammonia (P,250mL, H2S04)
1	General (P,500mL)

Comments

Sampler's Signature: [illegible]

ATTACHMENT B.
845 QUARTERLY REPORT - QUARTER 1, 2025
DUCK CREEK POWER PLANT, BOTTOM ASH BASIN
DC-845-205

Duck Creek

WELL/SAMPLE POINT OM01 **Purge Method:** Dedicated Peristaltic Tubing

Date: ~~01/13~~ 01/14/25 AJW 01/14/25 Start Time: 10:22 Finish/Sample Time: 10:58

Well Depth (Bottom) From MP: 27.62 ft Min. Purge Volume: 1000 mL

Depth to Water From MP: 13.35 ft Total Purge Volume: 1600 mL

Water Column Length: 14.27 ft

Well Water Volume: 8.64 L Total Drawdown: 5.06 ft

Reading (Units)	Time AJW 01/14/25	Depth ft.	Flow Rate mL/min	pH s.u.	Spec Cond umhos/cm	Temp deg C	ORP mV	DO mg/L	Turb NTU
1	~~10:1~~ 10:36	15.20	200	6.43	2490	8.51	-14	3.71	237
2	10:39	16.05	200	6.42	2490	8.52	-11	3.37	231
3	10:42	16.72	200	6.42	2470	8.53	-9	3.19	209
4									
5									
Stabilization	NA	NA	NA	± 0.1	± 3%	± 0.1	± 10	± 10% or 0.2	10% if >10

Field Meter: Horiba

Sample Appearance:

Odor: ☒ None ☐ Slight ☐ Mod. ☐ Strong

Color ☒ None ☐ Slight ☐ Mod. ☐ Strong

Turb: ☒ None ☐ Slight ☐ Mod ☐ Strong

Well Integrity	Yes	No
Well has ID sign	X	
Casing locked/secure	X	
Well cap fits securely.	X	
Good seal/drainage	X	
Well has weep holes	X	

BOTTLE INFORMATION:

Unfiltered	
Qty	Bottles
	VOAs (C,V, 40mL, HCL)
	VOAS (C,V, 40mL)
	Organics (A,G,U 1000mL)
	Organics (A,G,U 500mL)
	TOC (A,V 40mL, H2SO4)
	TOX (A,G 500mL, H2SO4)
	Metals (P,250mL, HNO3)
	Cyanide (P, 250mL, NaOH)
	Phenols (A,G,250mL, H2SO4)
	General (P, 1000 mL)
	Ammonia (P, 250mL, H2SO4)
	Rad (P, 2.5L, HNO3)

4

Filtered	
Qty	Bottles
1 + 1	Metals (P,250mL, HNO3)
	Ammonia (P,250mL, H2S04)
1 + 1	General (P,~~1000~~mL) 500mL
	TOC (A,V 40mL, H2SO4)

Final DTW: 18.41 ft

Comments Field dup

Sampler's Signature: [signature]

ATTACHMENT B.
845 QUARTERLY REPORT - QUARTER 1, 2025
DUCK CREEK POWER PLANT, BOTTOM ASH BASIN
DC-845-205

Duck Creek

WELL/SAMPLE POINT **OM04S** **Purge Method:** **Dedicated Peristaltic Tubing**

Date: ~~01/14/25~~ 01/27/25 Start Time: ~~12:25~~ 1335 APP 2/12/25 Finish/Sample Time: ~~13:10~~ 1410

Well Depth (Bottom) From MP: **35.85** ft Min. Purge Volume: 1000 mL

Depth to Water From MP: 21.35 ft 20.19 Total Purge Volume: 1900 mL

Water Column Length: 15.66 ft

Well Water Volume: 9.48 L Total Drawdown: 8.21 ft

Reading (Units)	Time	Depth ft.	Flow Rate mL/min	pH s.u.	Spec Cond umhos/cm	Temp deg C	ORP mV	DO mg/L	Turb NTU
1	1351	26.50	~~200~~	6.75	983	12.81	-85	1.75	0.0
2	1354	26.90	~~200~~	6.77	911	12.84	-79	1.78	0.0
3	1357	27.10	~~200~~	6.79	908	12.83	-75	1.82	0.0
4									
5									
Stabilization	NA	NA	NA	± 0.1	± 3%	± 0.1	± 10	± 10% or 0.2	10% if >10

Field Meter: Horiba

Sample Appearance:

Odor: ■ None ☐ Slight ☐ Mod. ☐ Strong

Color ■ None ☐ Slight ☐ Mod. ☐ Strong

Turb: ■ None ☐ Slight ☐ Mod ☐ Strong

Well Integrity	Yes	No
Well has ID sign	X	
Casing locked/secure	X	
Well cap fits securely.	X	
Good seal/drainage	X	
Well has weep holes		X

BOTTLE INFORMATION:

Unfiltered	
Qty	**Bottles**
	VOAs (C,V, 40mL, HCL)
	VOAS (C,V, 40mL)
	Organics (A,G,U 1000mL)
	Organics (A,G,U 500mL)
	TOC (A,V 40mL, H2SO4)
	TOX (A,G 500mL, H2SO4)
	Metals (P,250mL, HNO3)
	Cyanide (P, 250mL, NaOH)
	Phenols (A,G,250mL, H2SO4)
	General (P, 1000 mL)
	Ammonia (P, 250mL, H2SO4)
	Rad (P, 2.5L, HNO3)

2

Filtered	
Qty	**Bottles**
1	Metals (P,250mL, HNO3)
	Ammonia (P,250mL, H2S04)
1	General (P, ~~1000mL~~) 500mL
	TOC (A,V, 40mL, H2SO4)

Final DTW: 28.40 ft

Comments Water will not purge; line is not Frozen. 01/14/25

Sampler's Signature: Behannon

App

ATTACHMENT B.
845 QUARTERLY REPORT - QUARTER 1, 2025
DUCK CREEK POWER PLANT, BOTTOM ASH BASIN
DC-845-205

Duck Creek

WELL/SAMPLE POINT OM07 **Purge Method:** Dedicated Peristaltic Tubing

Date: 1/29/2025 Start Time: 1132 Finish/Sample Time: 1150

Well Depth (Bottom) From MP: 29.97 ft Min. Purge Volume: 1000 mL

Depth to Water From MP: 13.06 ft Total Purge Volume: 1600 mL

Water Column Length: 16.91 ft

Well Water Volume: 10.23 L Total Drawdown: 0.13 ft

Reading (Units)	Time	Depth ft.	Flow Rate mL/min	pH s.u.	Spec Cond umhos/cm	Temp deg C	ORP mV	DO mg/L	Turb NTU
1	1140	13.19	200	7.28	885	13.74	52	0.00	51.9
2	1142	13.19	200	7.20	883	13.73	45	0.00	52.4
3	1144	13.19	200	7.18	882	13.73	43	0.00	54.9
4									
5									
Stabilization	NA	NA	NA	± 0.1	± 3%	± 0.1	± 10	± 10% or 0.2	10% if >10

Field Meter: Horiba

Sample Appearance:

Odor: ☒ None ☐ Slight ☐ Mod. ☐ Strong

Color ☒ None ☐ Slight ☐ Mod. ☐ Strong

Turb: ☐ None ☒ Slight ☐ Mod ☐ Strong

Well Integrity	Yes	No
Well has ID sign	✓	
Casing locked/secure	✓	
Well cap fits securely.	✓	
Good seal/drainage	✓	
Well has weep holes	✓	

BOTTLE INFORMATION:

Unfiltered	
Qty	Bottles
	VOAs (C,V, 40mL, HCL)
	VOAS (C,V, 40mL)
	Organics (A,G,U 1000mL)
	Organics (A,G,U 500mL)
	TOC (A,V 40mL, H2SO4)
	TOX (A,G 500mL, H2SO4)
	Metals (P,250mL, HNO3)
	Cyanide (P, 250mL, NaOH)
	Phenols (A,G,250mL, H2SO4)
	General (P, 1000 mL)
	Ammonia (P, 250mL, H2SO4)
	Rad (P, 2.5L, HNO3)

2

Filtered	
Qty	Bottles
1	Metals (P,250mL, HNO3)
	Ammonia (P,250mL, H2S04)
1	General (P, ~~1000mL~~) 500mL
	TOC (A,V, 40mL, H2SO4)

Final DTW: 13.19 ft

Comments

Sampler's Signature:

ATTACHMENT B.
845 QUARTERLY REPORT - QUARTER 1, 2025
DUCK CREEK POWER PLANT, BOTTOM ASH BASIN
DC-845-205

Duck Creek

WELL/SAMPLE POINT **OM12** **Purge Method:** **Dedicated Peristaltic Tubing**

Date: 15-Jan-25 Start Time: 1145 Finish/Sample Time: 1253

Well Depth (Bottom) From MP: **43.01** ft Min. Purge Volume: 1000 mL

Depth to Water From MP: 18.05 ft Total Purge Volume: 1800 mL

Water Column Length: 24.96 ft

Well Water Volume: 15.12 L Total Drawdown: 0.9 ft

Reading (Units)	Time	Depth ft.	Flow Rate mL/min	pH s.u.	Spec Cond umhos/cm	Temp deg C	ORP mV	DO mg/L	Turb NTU
1	1234	18.90	100	6.85	1370	8.84	-45	4.19	16.9
2	1237	18.95		6.79	1380	8.93	-47	3.99	20.3
3	1240	18.95		6.71	1370	9.01	-50	3.81	17.4
4									
5									
Stabilization	NA	NA	NA	± 0.1	± 3%	± 0.1	± 10	± 10% or 0.2	10% if >10

Field Meter: Horiba

Sample Appearance:

Odor: ☐ None ☑ Slight ☐ Mod. ☐ Strong

Color ☑ None ☐ Slight ☐ Mod. ☐ Strong

Turb: ☐ None ☑ Slight ☐ Mod ☐ Strong

Well Integrity	Yes	No
Well has ID sign	/	
Casing locked/secure	/	
Well cap fits securely.	/	
Good seal/drainage	/	
Well has weep holes	/	

BOTTLE INFORMATION:

Unfiltered	
Qty	**Bottles**
	VOAs (C,V, 40mL, HCL)
	VOAS (C,V, 40mL)
	Organics (A,G,U 1000mL)
	Organics (A,G,U 500mL)
	TOC (A,V 40mL, H2SO4)
	TOX (A,G 500mL, H2SO4)
	Metals (P,250mL, HNO3)
	Cyanide (P, 250mL, NaOH)
	Phenols (A,G,250mL, H2SO4)
	General (P, 1000 mL)
	Ammonia (P,250mL H2SO4)
	Rad (P, 2.5L, HNO3)

2

Filtered	
Qty	**Bottles**
1	Metals (P,250mL, HNO3)
	Ammonia (P,250mL, H2S04)
1	General (P, ~~1000~~mL) 500
	TOC (A,V, 40mL, H2SO4)

Final DTW: 18.95 ft

Comments

Sampler's Signature: [illegible]

ATTACHMENT B.
845 QUARTERLY REPORT - QUARTER 1, 2025
DUCK CREEK POWER PLANT, BOTTOM ASH BASIN
DC-845-205

Duck Creek

WELL/SAMPLE POINT **OM12D** **Purge Method:** **Dedicated Peristaltic Tubing**

Date: 15-Jan-25 Start Time: 1022 Finish/Sample Time: 1140

Well Depth (Bottom) From MP: **54.81** ft Min. Purge Volume: 1000 mL

Depth to Water From MP: 19.10 ft Total Purge Volume: 1800 mL

Water Column Length: 35.71 ft

Well Water Volume: 21.63 L Total Drawdown: 0.05 ft

Reading (Units)	Time	Depth ft.	Flow Rate mL/min	pH s.u.	Spec Cond umhos/cm	Temp deg C	ORP mV	DO mg/L	Turb NTU
1	1051	19.12	100	6.66	1470	10.16	-83	5.87	0.0
2	1054	19.15	1	6.60	1490	10.16	-79	5.74	0.7
3	1057	19.15	1	6.55	1480	10.12	-76	5.69	2.4
4									
5									
Stabilization	NA	NA	NA	± 0.1	± 3%	± 0.1	± 10	± 10% or 0.2	10% if >10

Field Meter: Horiba

Sample Appearance:

Odor: ☑ None ☐ Slight ☐ Mod. ☐ Strong

Color ☑ None ☐ Slight ☐ Mod. ☐ Strong

Turb: ☑ None ☐ Slight ☐ Mod ☐ Strong

Well Integrity	Yes	No
Well has ID sign	✓	
Casing locked/secure	✓	
Well cap fits securely	✓	
Good seal/drainage	✓	
Well has weep holes	✓	

BOTTLE INFORMATION:

Unfiltered	
Qty	Bottles
	VOAs (C,V, 40mL, HCL)
	VOAS (C,V, 40mL)
	Organics (A,G,U 1000mL)
	Organics (A,G,U 500mL)
	TOC (A,V 40mL, H2SO4)
	TOX (A,G 500mL, H2SO4)
1	Metals (P,250mL, HNO3)
	Cyanide (P, 250mL, NaOH)
	Phenols (A,G,250mL, H2SO4)
1	General (P, ~~1000 mL~~) 500mL
	Ammonia (P,250mL H2SO4)
1	Rad (P, 2.5L, HNO3)

5

Filtered	
Qty	Bottles
1	Metals (P,250mL, HNO3)
	Ammonia (P,250mL, H2S04)
1	General (P, ~~1000mL~~) 500mL
	TOC (A,V, 40mL, H2SO4)

Final DTW: 19.15 ft

Comments

Sampler's Signature: [illegible]

ATTACHMENT B.
845 QUARTERLY REPORT - QUARTER 1, 2025
DUCK CREEK POWER PLANT, BOTTOM ASH BASIN
DC-845-205

Duck Creek

WELL/SAMPLE POINT OM15D **Purge Method:** Portable Pump/Dedicated Tubing

Date: 01/13/25 Start Time: 15:20 Finish/Sample Time: 1620

Well Depth (Bottom) From MP: 73.00 ft Min. Purge Volume: 1000 mL

Depth to Water From MP: 25.42 ft Total Purge Volume: 1600 mL

Water Column Length: 47.58 ft

Well Water Volume: 28.81 L Total Drawdown: 0.60 ft

Reading (Units)	Time	Depth ft.	Flow Rate mL/min	pH s.u.	Spec Cond umhos/cm	Temp deg C	ORP mV	DO mg/L	Turb NTU
1	15:32	25.79	200	6.99	941	7.89	-112	2.25	834
2	15:35	25.62	200	6.98	941	7.88	-106	2.12	812
3	15:38	25.62	200	6.97	933	7.87	-103	1.98	754
4									
5									
Stabilization	NA	NA	NA	± 0.1	± 3%	± 0.1	± 10	± 10% or 0.2	10% if >10

Field Meter: Horiba

Sample Appearance:

Odor: ☐ None ☒ Slight ☐ Mod. ☐ Strong

Color ☐ None ☐ Slight ☒ Mod. ☐ Strong

Turb: ☐ None ☐ Slight ☒ Mod ☐ Strong

Well Integrity	Yes	No
Well has ID sign	X	
Casing locked/secure	X	
Well cap fits securely.	X	
Good seal/drainage	X	
Well has weep holes		X

BOTTLE INFORMATION:

Unfiltered	
Qty	**Bottles**
	VOAs (C,V, 40mL, HCL)
	VOAS (C,V, 40mL)
	Organics (A,G,U 1000mL)
	Organics (A,G,U 500mL)
	TOC (A,V 40mL, H2SO4)
	TOX (A,G 500mL, H2SO4)
1+1	Metals (P,250mL, HNO3)
	Cyanide (P, 250mL, NaOH)
	Phenols (A,G,250mL, H2SO4)
1+1	General (P, 1000 mL)
	Ammonia (P, 250mL, H2SO4)
1+1	Rad (P, 2.5L, HNO3)

10

Filtered	
Qty	**Bottles**
1+1	Metals (P,250mL, HNO3)
	Ammonia (P,250mL, H2S04)
1+1	General (P, ~~1000~~mL) 500mL
	TOC (A,V, 40mL, H2SO4)

Final DTW: 26.02 ft

Comments Field dup

Sampler's Signature: Emily Wilusta

ATTACHMENT B.
845 QUARTERLY REPORT - QUARTER 1, 2025
DUCK CREEK POWER PLANT, BOTTOM ASH BASIN
DC-845-205

Duck Creek

WELL/SAMPLE POINT OM17D **Purge Method:** Dedicated Peristaltic Tubing

Date: 01/09/25 Start Time: 11:29 Finish/Sample Time: 12:10

Well Depth (Bottom) From MP: 43.27 ft Min. Purge Volume: 1000 mL

Depth to Water From MP: 17.73 ft Total Purge Volume: 1600 mL

Water Column Length: 25.54 ft

Well Water Volume: 15.47 L Total Drawdown: 0.08 ft

Reading (Units)	Time	Depth ft.	Flow Rate mL/min	pH s.u.	Spec Cond umhos/cm	Temp deg C	ORP mV	DO mg/L	Turb NTU
1	11:40	17.91	200	6.53	1760	9.94	-85	2.81	155
2	11:43	17.91	200	6.52	1750	9.95	-83	2.58	141
3	11:46	17.91	200	6.51	1750	9.96	-81	2.35	130
4									
5									
Stabilization	NA	NA	NA	± 0.1	± 3%	± 0.1	± 10	± 10% or 0.2	10% if >10

Field Meter: Horiba

Sample Appearance:

Odor: ☒ None ☐ Slight ☐ Mod. ☐ Strong

Color ☒ None ☐ Slight ☐ Mod. ☐ Strong

Turb: ☒ None ☐ Slight ☐ Mod ☐ Strong

Well Integrity	Yes	No
Well has ID sign	X	
Casing locked/secure	X	
Well cap fits securely.	X	
Good seal/drainage	X	
Well has weep holes		X

BOTTLE INFORMATION:

Unfiltered	
Qty	Bottles
	VOAs (C,V, 40mL, HCL)
	VOAS (C,V, 40mL)
	Organics (A,G,U 1000mL)
	Organics (A,G,U 500mL)
	TOC (A,V 40mL, H2SO4)
	TOX (A,G 500mL, H2SO4)
1	Metals (P,250mL, HNO3)
	Cyanide (P, 250mL, NaOH)
	Phenols (A,G,250mL, H2SO4)
1	General (P, 1000 mL)
	Ammonia (P, 250mL, H2SO4)
1	Rad (P, 2.5L, HNO3)

5

Filtered	
Qty	Bottles
1	Metals (P,250mL, HNO3)
	Ammonia (P,250mL, H2S04)
1	General (P,~~1000~~mL) 500mL
	TOC (A,V, 40mL, H2SO4)

Final DTW: 17.91 ft

Comments

Sampler's Signature: Andy Wittstein

ATTACHMENT B.
845 QUARTERLY REPORT - QUARTER 1, 2025
DUCK CREEK POWER PLANT, BOTTOM ASH BASIN
DC-845-205

Duck Creek

WELL/SAMPLE POINT OM21 **Purge Method:** Dedicated Peristaltic Tubing

Date: 01/13/25 Start Time: 12:27 Finish/Sample Time: 13:03

Well Depth (Bottom) From MP: 60.49 ft Min. Purge Volume: 1000 mL

Depth to Water From MP: 12.70 ft Total Purge Volume: 1600 mL

Water Column Length: 47.79 ft

Well Water Volume: 28.94 L Total Drawdown: 0.15 ft

Reading (Units)	Time	Depth ft.	Flow Rate mL/min	pH s.u.	Spec Cond umhos/cm	Temp deg C	ORP mV	DO mg/L	Turb NTU
1	12:46	12.81	200	6.77	2550	10.95	-69	1.66	0.0
2	12:49	12.81	200	6.76	2550	10.96	-68	1.57	0.0
3	~~12:50~~	12.85	200	6.75	2540	10.97	-67	1.48	0.0
4									
ATW 1/13/25	12:52								
Stabilization	NA	NA	NA	± 0.1	± 3%	± 0.1	± 10	± 10% or 0.2	10% if >10

Field Meter: Horiba

Sample Appearance:

Odor: ☒ None ☐ Slight ☐ Mod. ☐ Strong

Color ☒ None ☐ Slight ☐ Mod. ☐ Strong

Turb: ☒ None ☐ Slight ☐ Mod ☐ Strong

Well Integrity	Yes	No
Well has ID sign	X	
Casing locked/secure	X	
Well cap fits securely.	X	
Good seal/drainage	X	
Well has weep holes	X	

BOTTLE INFORMATION:

Unfiltered	
Qty	Bottles
	VOAs (C,V, 40mL, HCL)
	VOAS (C,V, 40mL)
	Organics (A,G,U 1000mL)
	Organics (A,G,U 500mL)
	TOC (A,V 40mL, H2SO4)
	TOX (A,G 500mL, H2SO4)
	Metals (P,250mL, HNO3)
	Cyanide (P, 250mL, NaOH)
	Phenols (A,G,250mL, H2SO4)
	General (P, 1000 mL)
	Ammonia (P, 250mL, H2SO4)
	Rad (P, 2.5L, HNO3)

2

Filtered	
Qty	Bottles
1	Metals (P,250mL, HNO3)
	Ammonia (P,250mL, H2S04)
1	General (P, ~~1000~~mL) 500mL
	TOC (A,V, 40mL, H2SO4)

Final DTW: 12.85 ft

Comments

Sampler's Signature: [signature]

ATTACHMENT B.
845 QUARTERLY REPORT - QUARTER 1, 2025
DUCK CREEK POWER PLANT, BOTTOM ASH BASIN
DC-845-205

Duck Creek

WELL/SAMPLE POINT OM22D **Purge Method:** Portable Pump/Dedicated Tubing

Date: 01/13/25 Start Time: 10:00 Finish/Sample Time: 10:41

Well Depth (Bottom) From MP: 65.17 ft Min. Purge Volume: 1000 mL

Depth to Water From MP: 20.16 ft Total Purge Volume: 1600 mL

Water Column Length: 45.01 ft

Well Water Volume: 27.26 L Total Drawdown: 0.05 ft
AJW 01/13/25

Reading (Units)	Time	Depth ft.	Flow Rate mL/min	pH s.u.	Spec Cond umhos/cm	Temp deg C	ORP mV	DO mg/L	Turb NTU
1	10:26	20.21	200	7.07	2500	~~6.~~ 9.02	-93	2.31	0.0
2	10:29	20.21	200	7.06	2500	9.03	-99	2.12	0.0
3	10:32	20.21	200	7.05	2500	9.04	-99	1.94	0.0
4									
5									
Stabilization	NA	NA	NA	± 0.1	± 3%	± 0.1	± 10	± 10% or 0.2	10% if >10

Field Meter: Horiba

Sample Appearance:

Odor: ☒ None ☐ Slight ☐ Mod. ☐ Strong

Color ☒ None ☐ Slight ☐ Mod. ☐ Strong

Turb: ☒ None ☐ Slight ☐ Mod ☐ Strong

Well Integrity	Yes	No
Well has ID sign	X	
Casing locked/secure	X	
Well cap fits securely.	X	
Good seal/drainage	X	
Well has weep holes		X

BOTTLE INFORMATION:

Unfiltered	
Qty	Bottles
	VOAs (C,V, 40mL, HCL)
	VOAS (C,V, 40mL)
	Organics (A,G,U 1000mL)
	Organics (A,G,U 500mL)
	TOC (A,V 40mL, H2SO4)
	TOX (A,G 500mL, H2SO4)
	Metals (P,250mL, HNO3)
	Cyanide (P, 250mL, NaOH)
	Phenols (A,G,250mL, H2SO4)
	General (P, 1000 mL)
	Ammonia (P, 250mL, H2SO4)
	Rad (P, 2.5L, HNO3)

Filtered	
Qty	Bottles
1	Metals (P,250mL, HNO3)
	Ammonia (P,250mL, H2S04)
1	General (P,~~1000mL~~) 500mL
	TOC (A,V, 40mL, H2SO4)

2

Final DTW: 20.21 ft

Comments ~~Control box doesn't work properly~~
Dedicated portable pump tubing was clogged AJW 01/13/25

Sampler's Signature: [signature]

ATTACHMENT B.
845 QUARTERLY REPORT - QUARTER 1, 2025
DUCK CREEK POWER PLANT, BOTTOM ASH BASIN
DC-845-205

Duck Creek

WELL/SAMPLE POINT OM23D **Purge Method:** Portable Pump/Dedicated Tubing

Date: 01/13/25 Start Time: 14:33 Finish/Sample Time: 15:02

Well Depth (Bottom) From MP: 82.95 ft Min. Purge Volume: 1000 mL

Depth to Water From MP: 39.27 ft Total Purge Volume: 11600 mL

Water Column Length: 43.68 ft

Well Water Volume: 26.45 L Total Drawdown: 0.89 ft

Reading (Units)	Time	Depth ft.	Flow Rate mL/min	pH s.u.	Spec Cond umhos/cm	Temp deg C	ORP mV	DO mg/L	Turb NTU
1	14:45	39.71	200	6.93	1160	8.13	-92	2.43	0.0
2	14:48	39.71	200	6.92	1150	8.12	-95	2.28	0.0
3	14:51	39.71	200	6.91	1160	8.12	-99	2.10	0.0
4									
5									
Stabilization	NA	NA	NA	± 0.1	± 3%	± 0.1	± 10	± 10% or 0.2	10% if >10

Field Meter: Horiba

Sample Appearance:

Odor: ☒ None ☐ Slight ☐ Mod. ☐ Strong

Color ☒ None ☐ Slight ☐ Mod. ☐ Strong

Turb: ☒ None ☐ Slight ☐ Mod ☐ Strong

Well Integrity	Yes	No
Well has ID sign	X	
Casing locked/secure	X	
Well cap fits securely.	X	
Good seal/drainage	X	
Well has weep holes		X

BOTTLE INFORMATION:

Unfiltered	
Qty	Bottles
	VOAs (C,V, 40mL, HCL)
	VOAS (C,V, 40mL)
	Organics (A,G,U 1000mL)
	Organics (A,G,U 500mL)
	TOC (A,V 40mL, H2SO4)
	TOX (A,G 500mL, H2SO4)
	Metals (P,250mL, HNO3)
	Cyanide (P, 250mL, NaOH)
	Phenols (A,G,250mL, H2SO4)
	General (P, 1000 mL)
	Ammonia (P, 250mL, H2SO4)
	Rad (P, 2.5L, HNO3)

2

Filtered	
Qty	Bottles
1	Metals (P,250mL, HNO3)
	Ammonia (P,250mL, H2S04)
1	General (P,~~1000~~mL) 500mL
	TOC (A,V, 40mL, H2SO4)

Final DTW: 40.16 ft

Comments

Sampler's Signature: [signature]

ATTACHMENT B.
845 QUARTERLY REPORT - QUARTER 1, 2025
DUCK CREEK POWER PLANT, BOTTOM ASH BASIN
DC-845-205

Duck Creek

WELL/SAMPLE POINT OM24D **Purge Method:** Dedicated Peristaltic Tubing

Date: 01/13/25 Start Time: 10:50 Finish/Sample Time: 11:17

Well Depth (Bottom) From MP: 20.14 ft Min. Purge Volume: 1000 mL

Depth to Water From MP: 4.35 ft Total Purge Volume: 1600 mL

Water Column Length: 15.79 ft

Well Water Volume: 9.56 L Total Drawdown: 0.05 ft

Reading (Units)	Time	Depth ft.	Flow Rate mL/min	pH s.u.	Spec Cond umhos/cm	Temp deg C	ORP mV	DO mg/L	Turb NTU
1	11:01	4.38	200	6.79	2280	10.50	-15	3.63	325
2	11:04	4.38	200	6.78	2300	10.51	-23	3.90	~~303~~ 303 ASU 1/13/24
3	11:07	4.40	200	6.77	2340	10.52	-31	3.62	281
4									
5									
Stabilization	NA	NA	NA	± 0.1	± 3%	± 0.1	± 10	± 10% or 0.2	10% if >10

Field Meter: Horiba

Sample Appearance:

Odor: ☒ None ☐ Slight ☐ Mod. ☐ Strong

Color ☒ None ☐ Slight ☐ Mod. ☐ Strong

Turb: ☒ None ☐ Slight ☐ Mod ☐ Strong

Well Integrity	Yes	No
Well has ID sign	X	
Casing locked/secure	X	
Well cap fits securely.	X	
Good seal/drainage	X	
Well has weep holes		X

BOTTLE INFORMATION:

Unfiltered	
Qty	Bottles
	VOAs (C,V, 40mL, HCL)
	VOAS (C,V, 40mL)
	Organics (A,G,U 1000mL)
	Organics (A,G,U 500mL)
	TOC (A,V 40mL, H2SO4)
	TOX (A,G 500mL, H2SO4)
	Metals (P,250mL, HNO3)
	Cyanide (P, 250mL, NaOH)
	Phenols (A,G,250mL, H2SO4)
	General (P, 1000 mL)
	Ammonia (P,250mL, H2SO4)
	Rad (P, 2.5L, HNO3)

2

Filtered	
Qty	Bottles
1	Metals (P,250mL, HNO3)
	Ammonia (P,250mL, H2SO4)
1	General (P, ~~1000~~mL) 500mL
	TOC (A,V, 40mL, H2SO4)

Final DTW: 4.40 ft

Comments

Sampler's Signature: [signature]

ATTACHMENT B.
845 QUARTERLY REPORT - QUARTER 1, 2025
DUCK CREEK POWER PLANT, BOTTOM ASH BASIN
DC-845-205

Duck Creek

WELL/SAMPLE POINT OM25S **Purge Method:** Portable Pump/Dedicated Tubing

Date: 01/13/25 Start Time: 11:33 Finish/Sample Time: 12:06

Well Depth (Bottom) From MP: 64.03 ft Min. Purge Volume: 1000 mL

Depth to Water From MP: 58.42 ft Total Purge Volume: 1600 mL

Water Column Length: 5.61 ft

Well Water Volume: 3.40 L Total Drawdown: 1.04 ft

Reading (Units)	Time	Depth ft.	Flow Rate mL/min	pH s.u.	Spec Cond umhos/cm	Temp deg C	ORP mV	DO mg/L	Turb NTU
1	11:49	59.10	200	6.69	2440	9.97	27	5.78	269
2	11:52	59.22	200	6.69	2480	9.98	24	5.70	255
3	11:55	59.34	200	6.68	2500	9.99	23	5.71	240
4									
5									
Stabilization	NA	NA	NA	± 0.1	± 3%	± 0.1	± 10	± 10% or 0.2	10% if >10

Field Meter: Horiba

Sample Appearance:

Odor: ☒ None ☐ Slight ☐ Mod. ☐ Strong

Color ☒ None ☐ Slight ☐ Mod. ☐ Strong

Turb: ☒ None ☐ Slight ☐ Mod ☐ Strong

Well Integrity	Yes	No
Well has ID sign	X	
Casing locked/secure	X	
Well cap fits securely.	X	
Good seal/drainage	X	
Well has weep holes		X

BOTTLE INFORMATION:

Unfiltered	
Qty	Bottles
	VOAs (C,V, 40mL, HCL)
	VOAS (C,V, 40mL)
	Organics (A,G,U 1000mL)
	Organics (A,G,U 500mL)
	TOC (A,V 40mL, H2SO4)
	TOX (A,G 500mL, H2SO4)
	Metals (P,250mL, HNO3)
	Cyanide (P, 250mL, NaOH)
	Phenols (A,G,250mL, H2SO4)
	General (P, 1000 mL)
	Ammonia (P, 250mL, H2SO4)
	Rad (P, 2.5L, HNO3)

2

Filtered	
Qty	Bottles
1	Metals (P,250mL, HNO3)
	Ammonia (P,250mL, H2S04)
1	General (P,~~1000~~mL) 500mL
	TOC (A,V, 40mL, H2SO4)

Final DTW: 59.46 ft

Comments

Sampler's Signature: [signature]

ATTACHMENT B.
845 QUARTERLY REPORT - QUARTER 1, 2025
DUCK CREEK POWER PLANT, BOTTOM ASH BASIN
DC-845-205

Duck Creek

WELL/SAMPLE POINT OM100D **Purge Method:** Dedicated Peristaltic Tubing

Date: 01/09/25 Start Time: 9:38 Finish/Sample Time: 10:32

Well Depth (Bottom) From MP: 56.30 ft
Depth to Water From MP: 15.00 ft
Water Column Length: 41.30 ft
Well Water Volume: 25.01 L

Min. Purge Volume: 1000 mL
Total Purge Volume: 1450 mL
Total Drawdown: 0.0 ft

Reading (Units)	Time	Depth ft.	Flow Rate mL/min	pH s.u.	Spec Cond umhos/cm	Temp deg C	ORP mV	DO mg/L	Turb NTU
1	9:53	15.00	150	6.64	1200	9.78	-128	3.42	82
2	9:56	15.00	150	6.63	1200	9.79	-123	3.70	76
3	9:59	15.00	150	6.62	1200	9.80	-119	4.01	70
4									
5									
Stabilization	NA	NA	NA	± 0.1	± 3%	± 0.1	± 10	± 10% or 0.2	10% if >10

Field Meter: Horiba

Sample Appearance:

Odor: ☒ None ☐ Slight ☐ Mod. ☐ Strong
Color ☒ None ☐ Slight ☐ Mod. ☐ Strong
Turb: ☒ None ☐ Slight ☐ Mod ☐ Strong

Well Integrity	Yes	No
Well has ID sign	X	
Casing locked/secure	X	
Well cap fits securely	X	
Good seal/drainage	X	
Well has weep holes		X

BOTTLE INFORMATION:

Unfiltered Qty	Bottles
	VOAs (C,V, 40mL, HCL)
	VOAS (C,V, 40mL)
	Organics (A,G,U 1000mL)
	Organics (A,G,U 500mL)
	TOC (A,V 40mL, H2SO4)
	TOX (A,G 500mL, H2SO4)
1	Metals (P,250mL, HNO3)
	Cyanide (P, 250mL, NaOH)
	Phenols (A,G,250mL, H2SO4)
1	General (P, 1000 mL)
	Ammonia (P, 250mL, H2SO4)
1	Rad (P, 2.5L, HNO3)

5

Filtered Qty	Bottles
1	Metals (P,250mL, HNO3)
	Ammonia (P,250mL, H2SO4)
1	General (P, ~~1000~~mL) 500mL
	TOC (A,V, 40mL, H2SO4)

Final DTW: 15.00 ft

Comments

Sampler's Signature: Andy Witsken

ATTACHMENT B.
845 QUARTERLY REPORT - QUARTER 1, 2025
DUCK CREEK POWER PLANT, BOTTOM ASH BASIN
DC-845-205

Duck Creek

WELL/SAMPLE POINT OM100S

Purge Method: Dedicated Peristaltic Tubing

Date: 01/09/25 Start Time: ~~10:35~~ 10:33 AJW 01/09/25 Finish/Sample Time: 11:20

Well Depth (Bottom) From MP: 28.03 ft
Depth to Water From MP: 15.16 ft
Water Column Length: 12.87 ft
Well Water Volume: 7.79 L
AJW 01/09/25

Min. Purge Volume: 1000 mL
Total Purge Volume: 1450 mL
Total Drawdown: 0.56 ft

Reading	Time	Depth	Flow Rate	pH	Spec Cond	Temp	ORP	DO	Turb
(Units)	~~10:37~~	ft.	mL/min	s.u.	umhos/cm	deg C	mV	mg/L	NTU
1	10:37	15.32	150	6.42	1430	9.66	-87	1.36	0.0
2	10:40	15.35	150	6.43	1420	9.67	-88	1.27	0.0
3	10:43	15.40	150	6.44	1420	9.68	-88	1.21	0.0
4									
5									
Stabilization	NA	NA	NA	± 0.1	± 3%	± 0.1	± 10	± 10% or 0.2	10% if >10

Field Meter: Horiba

Sample Appearance:

Odor: ☒ None ☐ Slight ☐ Mod. ☐ Strong

Color ☒ None ☐ Slight ☐ Mod. ☐ Strong

Turb: ☒ None ☐ Slight ☐ Mod ☐ Strong

Well Integrity	Yes	No
Well has ID sign	X	
Casing locked/secure	X	
Well cap fits securely.	X	
Good seal/drainage	X	
Well has weep holes		X

BOTTLE INFORMATION:

Unfiltered	
Qty	Bottles
	VOAs (C,V, 40mL, HCL)
	VOAS (C,V, 40mL)
	Organics (A,G,U 1000mL)
	Organics (A,G,U 500mL)
	TOC (A,V 40mL, H2SO4)
	TOX (A,G 500mL, H2SO4)
1	Metals (P,250mL, HNO3)
	Cyanide (P, 250mL, NaOH)
	Phenols (A,G,250mL, H2SO4)
1	General (P, 1000 mL)
	Ammonia (P, 250mL, H2SO4)
1	Rad (P, 2.5L, HNO3)

5

Filtered	
Qty	Bottles
1	Metals (P,250mL, HNO3)
	Ammonia (P,250mL, H2S04)
1	General (P,~~1000~~mL) 500mL
	TOC (A,V, 40mL, H2SO4)

Final DTW: 15.72 ft

Comments

Sampler's Signature: Andy Winters

ATTACHMENT B.
845 QUARTERLY REPORT - QUARTER 1, 2025
DUCK CREEK POWER PLANT, BOTTOM ASH BASIN
DC-845-205

Duck Creek

WELL/SAMPLE POINT OM101D

Purge Method: Dedicated Peristaltic Tubing

Date: 01/09/25 Start Time: 12:25 Finish/Sample Time: 13:15

Well Depth (Bottom) From MP: 36.34 ft
Depth to Water From MP: 20.50 ft
Water Column Length: 15.84 ft
Well Water Volume: 9.59 L

Min. Purge Volume: 1000 mL
Total Purge Volume: 1450 mL

Total Drawdown: 1.64 ft

Reading (Units)	Time	Depth ft.	Flow Rate mL/min	pH s.u.	Spec Cond umhos/cm	Temp deg C	ORP mV	DO mg/L	Turb NTU
1	12:37	21.63	150	6.49	1700	10.82	-66	1.18	0.0
2	12:40	21.80	150	6.48	1700	10.83	-63	1.10	0.0
3	12:43	21.94	150	6.47	1700	10.84	-62	1.02	0.0
4									
5									
Stabilization	NA	NA	NA	± 0.1	± 3%	± 0.1	± 10	± 10% or 0.2	10% if >10

Field Meter: Horiba

Sample Appearance:

Odor: ☒ None ☐ Slight ☐ Mod. ☐ Strong

Color ☒ None ☐ Slight ☐ Mod. ☐ Strong

Turb: ☒ None ☐ Slight ☐ Mod ☐ Strong

Well Integrity	Yes	No
Well has ID sign	X	
Casing locked/secure	X	
Well cap fits securely.	X	
Good seal/drainage	X	
Well has weep holes		X

BOTTLE INFORMATION:

Unfiltered	
Qty	Bottles
	VOAs (C,V, 40mL, HCL)
	VOAS (C,V, 40mL)
	Organics (A,G,U 1000mL)
	Organics (A,G,U 500mL)
	TOC (A,V 40mL, H2SO4)
	TOX (A,G 500mL, H2SO4)
1	Metals (P,250mL, HNO3)
	Cyanide (P, 250mL, NaOH)
	Phenols (A,G,250mL, H2SO4)
1	General (P, 1000 mL)
	Ammonia (P, 250mL, H2SO4)
1	Rad (P, 2.5L, HNO3)

5

Filtered	
Qty	Bottles
1	Metals (P,250mL, HNO3)
	Ammonia (P,250mL, H2SO4)
1	General (P, ~~1000~~mL) 500mL
	TOC (A,V, 40mL, H2SO4)

Final DTW: 22.14 ft

Comments

Sampler's Signature: [signature]

ATTACHMENT B.
845 QUARTERLY REPORT - QUARTER 1, 2025
DUCK CREEK POWER PLANT, BOTTOM ASH BASIN
DC-845-205

Duck Creek

WELL/SAMPLE POINT OM101S **Purge Method:** Dedicated Peristaltic Tubing

Date: 01/09/25 Start Time: 13:22 Finish/Sample Time: 13:25

Well Depth (Bottom) From MP: 19.97 ft
Depth to Water From MP: 19.55 ft
Water Column Length: 0.42 ft
Well Water Volume: 0.25 L

Min. Purge Volume: 1000 mL
Total Purge Volume: 0 mL
Total Drawdown: 0 ft

Reading	Time	Depth	Flow Rate	pH	Spec Cond	Temp	ORP	DO	Turb
(Units)		ft.	mL/min	s.u.	umhos/cm	deg C	mV	mg/L	NTU
1			~~150~~						
2			150						
3			150						
4									
5									
Stabilization	NA	NA	NA	± 0.1	± 3%	± 0.1	± 10	± 10% or 0.2	10% if >10

Field Meter: Horiba

Sample Appearance:

Odor: ☐ None ☐ Slight ☐ Mod. ☐ Strong

Color ☐ None ☐ Slight ☐ Mod. ☐ Strong

Turb: ☐ None ☐ Slight ☐ Mod ☐ Strong

Well Integrity	Yes	No
Well has ID sign	X	
Casing locked/secure	X	
Well cap fits securely.	X	
Good seal/drainage	X	
Well has weep holes		X

BOTTLE INFORMATION:

Unfiltered	
Qty	Bottles
	VOAs (C,V, 40mL, HCL)
	VOAS (C,V, 40mL)
	Organics (A,G,U 1000mL)
	Organics (A,G,U 500mL)
	TOC (A,V 40mL, H2SO4)
	TOX (A,G 500mL, H2SO4)
	Metals (P,250mL, HNO3)
	Cyanide (P, 250mL, NaOH)
	Phenols (A,G,250mL, H2SO4)
	General (P, 1000 mL)
	Ammonia (P, 250mL, H2SO4)
	Rad (P, 2.5L, HNO3)

Filtered	
Qty	Bottles
	Metals (P,250mL, HNO3)
	Ammonia (P,250mL, H2S04)
	General (P,1000mL)
	TOC (A,V, 40mL, H2SO4)

Final DTW: 19.55 ft

Comments Not enough water to sample.

Sampler's Signature: Andy Wetstein

ATTACHMENT B.
845 QUARTERLY REPORT - QUARTER 1, 2025
DUCK CREEK POWER PLANT, BOTTOM ASH BASIN
DC-845-205

Duck Creek

WELL/SAMPLE POINT OR02 **Purge Method:** Dedicated Peristaltic Tubing

Date: 01/14/25 Start Time: 11:03 Finish/Sample Time: 11:30

Well Depth (Bottom) From MP: 22.52 ft Min. Purge Volume: 1000 mL

Depth to Water From MP: 6.63 ft Total Purge Volume: 1600 mL

Water Column Length: 15.89 ft

Well Water Volume: 9.62 L Total Drawdown: 0.09 ft

Reading (Units)	Time	Depth ft.	Flow Rate mL/min	pH s.u.	Spec Cond umhos/cm	Temp deg C	ORP mV	DO mg/L	Turb NTU
1 11:14	~~10:14~~	6.68	200	6.69	1420	10.17	2	1.24	81.8
2 11:17	~~10:17~~	6.68	200	6.69	1440	10.18	-6	1.16	76.7
3 11:20	~~10:20~~	6.72	200	6.69	1450	10.19	-12	1.09	71.2
4									
5									
Stabilization	NA	NA	NA	± 0.1	± 3%	± 0.1	± 10	± 10% or 0.2	10% if >10

Field Meter: Horiba

Sample Appearance:

Odor: ☒ None ☐ Slight ☐ Mod. ☐ Strong

Color ☒ None ☐ Slight ☐ Mod. ☐ Strong

Turb: ☒ None ☐ Slight ☐ Mod ☐ Strong

Well Integrity	Yes	No
Well has ID sign	X	
Casing locked/secure	X	
Well cap fits securely.	X	
Good seal/drainage	X	
Well has weep holes		X

BOTTLE INFORMATION:

Unfiltered	
Qty	Bottles
	VOAs (C,V, 40mL, HCL)
	VOAS (C,V, 40mL)
	Organics (A,G,U 1000mL)
	Organics (A,G,U 500mL)
	TOC (A,V 40mL, H2SO4)
	TOX (A,G 500mL, H2SO4)
	Metals (P,250mL, HNO3)
	Cyanide (P, 250mL, NaOH)
	Phenols (A,G,250mL, H2SO4)
	General (P, 1000 mL)
	Ammonia (P, 250mL, H2SO4)
	Rad (P, 2.5L, HNO3)

2

Filtered	
Qty	Bottles
1	Metals (P,250mL, HNO3)
	Ammonia (P,250mL, H2S04)
1	General (P,~~1000~~mL) 500mL
	TOC (A, V, 40mL, H2SO4)

Final DTW: 6.72 ft

Comments

Sampler's Signature: Andy Witsken

ATTACHMENT B.
845 QUARTERLY REPORT - QUARTER 1, 2025
DUCK CREEK POWER PLANT, BOTTOM ASH BASIN
DC-845-205

Duck Creek

WELL/SAMPLE POINT OR03D

Purge Method: Portable Pump/Dedicated Tubing

Date: ~~01/14/25~~ 01/29/25

Start Time: ~~11:33~~ 1226 APP 1/29/25

Finish/Sample Time: 1257

Well Depth (Bottom) From MP: 77.75 ft

Min. Purge Volume: 1000 mL

Depth to Water From MP: ~~45.59~~ 45.32 ft

Total Purge Volume: 1600 mL

Water Column Length: 32.43 ft

Well Water Volume: 19.61 L

Total Drawdown: 0.14 ft

Reading (Units)	Time	Depth ft.	Flow Rate mL/min	pH s.u.	Spec Cond umhos/cm	Temp deg C	ORP mV	DO mg/L	Turb NTU
1	1245	45.46	200	6.86	2320	12.90	65	0.68	26.2
2	1247	45.46	200	6.81	2320	12.89	59	0.65	27.1
3	1249	45.46	200	6.80	2320	12.84	56	0.62	26.0
4									
5									
Stabilization	NA	NA	NA	± 0.1	± 3%	± 0.1	± 10	± 10% or 0.2	10% if >10

Field Meter: Horiba

Sample Appearance:

Odor: ☑ None ☐ Slight ☐ Mod. ☐ Strong

Color ☐ None ☒ Slight ☐ Mod. ☐ Strong

Turb: ☐ None ☒ Slight ☐ Mod ☐ Strong

Well Integrity	Yes	No
Well has ID sign	X	
Casing locked/secure	X	
Well cap fits securely.	X	
Good seal/drainage	X	
Well has weep holes		X

BOTTLE INFORMATION:

Unfiltered	
Qty	Bottles
	VOAs (C,V, 40mL, HCL)
	VOAS (C,V, 40mL)
	Organics (A,G,U 1000mL)
	Organics (A,G,U 500mL)
	TOC (A,V 40mL, H2SO4)
	TOX (A,G 500mL, H2SO4)
	Metals (P,250mL, HNO3)
	Cyanide (P, 250mL, NaOH)
	Phenols (A,G,250mL, H2SO4)
	General (P, 1000 mL)
	Ammonia (P,250 mL, H2SO4)
	Rad (P, 2.5L, HNO3)

2

Filtered	
Qty	Bottles
1	Metals (P,250mL, HNO3)
	Ammonia (P,250mL, H2S04)
1	General (P,~~1000~~mL) 500mL
	TOC (A,V, 40mL, H2SO4)

Final DTW: 45.46 ft

Comments ~~Portable pump line frozen~~

APP 1/29/25 Sampler's Signature:

ATTACHMENT B.
845 QUARTERLY REPORT - QUARTER 1, 2025
DUCK CREEK POWER PLANT, BOTTOM ASH BASIN
DC-845-205

Duck Creek

WELL/SAMPLE POINT OR04D **Purge Method:** Portable Pump/Dedicated Tubing

Date: 01/13/25 Start Time: 13:18 Finish/Sample Time: 13:50

Well Depth (Bottom) From MP: 68.07 ft Min. Purge Volume: 1000 mL

Depth to Water From MP: 22.08 ft Total Purge Volume: 1600 mL

Water Column Length: 45.99 ft

Well Water Volume: 27.85 L Total Drawdown: 0.04 ft

Reading (Units)	Time	Depth ft.	Flow Rate mL/min	pH s.u.	Spec Cond umhos/cm	Temp deg C	ORP mV	DO mg/L	Turb NTU
1	13:30	22.12	200	6.88	2420	10.33	-79	1.33	0.0
2	13:33	22.12	200	6.87	2490	10.34	-80	1.26	0.0
3	13:36	22.12	200	6.86	2560	10.35	-73	1.16	0.0
4									
5									
Stabilization	NA	NA	NA	± 0.1	± 3%	± 0.1	± 10	± 10% or 0.2	10% if >10

Field Meter: Horiba

Sample Appearance:

Odor: ☒ None ☐ Slight ☐ Mod. ☐ Strong

Color ☒ None ☐ Slight ☐ Mod. ☐ Strong

Turb: ☒ None ☐ Slight ☐ Mod ☐ Strong

Well Integrity	Yes	No
Well has ID sign	X	
Casing locked/secure	X	
Well cap fits securely.	X	
Good seal/drainage	X	
Well has weep holes		X

BOTTLE INFORMATION:

Unfiltered	
Qty	Bottles
	VOAs (C,V, 40mL, HCL)
	VOAS (C,V, 40mL)
	Organics (A,G,U 1000mL)
	Organics (A,G,U 500mL)
	TOC (A,V 40mL, H2SO4)
	TOX (A,G 500mL, H2SO4)
	Metals (P,250mL, HNO3)
	Cyanide (P, 250mL, NaOH)
	Phenols (A,G,250mL, H2SO4)
	General (P, 1000 mL)
	Ammonia (P, 250mL, H2SO4)
	Rad (P, 2.5L, HNO3)

2

Filtered	
Qty	Bottles
1	Metals (P,250mL, HNO3)
	Ammonia (P,250mL, H2S04)
1	General (P, ~~1000~~mL) 500mL
	TOC (A,V, 40mL, H2SO4)

Final DTW: 22.12 ft

Comments

Sampler's Signature: [signature]

ATTACHMENT B.
845 QUARTERLY REPORT - QUARTER 1, 2025
DUCK CREEK POWER PLANT, BOTTOM ASH BASIN
DC-845-205

Duck Creek

WELL/SAMPLE POINT OR06A

Purge Method: Dedicated Peristaltic Tubing

Date: 01/~~14~~ 29/25 Start Time: ~~13:20~~ 1155 App 1/29/25 Finish/Sample Time: ~~14:30~~ 1220

Well Depth (Bottom) From MP: 26.05 ft

Min. Purge Volume: 1000 mL

Depth to Water From MP: ~~14.50~~ ft 14.11

Total Purge Volume: 1600 mL

Water Column Length: 11.94 ft

Well Water Volume: 7.22 L

Total Drawdown: 0.01 ft

Reading (Units)	Time	Depth ft.	Flow Rate mL/min	pH s.u.	Spec Cond umhos/cm	Temp deg C	ORP mV	DO mg/L	Turb NTU
1	1210	14.12	200	6.87	2670	14.38	-5	0.23	63.4
2	1212	14.12	200	6.85	2640	14.35	-4	0.19	64.1
3	1214	14.12	200	6.84	2620	14.35	-4	0.14	68.5
4									
5									
Stabilization	NA	NA	NA	± 0.1	± 3%	± 0.1	± 10	± 10% or 0.2	10% if >10

Field Meter: Horiba

Sample Appearance:

Odor: ☒ None ☐ Slight ☐ Mod. ☐ Strong

Color ☐ None ☒ Slight ☐ Mod. ☐ Strong

Turb: ☐ None ☒ Slight ☐ Mod ☐ Strong

Well Integrity	Yes	No
Well has ID sign	X	
Casing locked/secure	X	
Well cap fits securely.	X	
Good seal/drainage	X	
Well has weep holes		X

BOTTLE INFORMATION:

Unfiltered	
Qty	Bottles
	VOAs (C,V, 40mL, HCL)
	VOAS (C,V, 40mL)
	Organics (A,G,U 1000mL)
	Organics (A,G,U 500mL)
	TOC (A,V 40mL, H2SO4)
	TOX (A,G 500mL, H2SO4)
	Metals (P,250mL, HNO3)
	Cyanide (P, 250mL, NaOH)
	Phenols (A,G,250mL, H2SO4)
	General (P, 1000 mL)
	Ammonia (P, 250 mL, H2SO4)
	Rad (P, 2.5L, HNO3)

2

Filtered	
Qty	Bottles
1	Metals (P,250mL, HNO3)
	Ammonia (P,250mL, H2S04)
1	General (P,~~1000mL~~) 500mL
	TOC (A,V, 40mL, H2SO4)

Final DTW: 14.12 ft

Comments Water will not purge; line is not frozen 01/14/25
Sampled 1/29/25 App

Sampler's Signature:

ATTACHMENT B.
845 QUARTERLY REPORT - QUARTER 1, 2025
DUCK CREEK POWER PLANT, BOTTOM ASH BASIN
DC-845-205

Duck Creek

WELL/SAMPLE POINT OR11 **Purge Method:** Dedicated Peristaltic Tubing

Date: 13-Jan-25 Start Time: 1346 Finish/Sample Time: 1445

Well Depth (Bottom) From MP: 40.57 ft Min. Purge Volume: 1000 mL

Depth to Water From MP: 31.89 ft Total Purge Volume: 2100 mL

Water Column Length: 8.68 ft

Well Water Volume: 5.26 L Total Drawdown: 0.0 ft

Reading (Units)	Time	Depth ft.	Flow Rate mL/min	pH s.u.	Spec Cond umhos/cm	Temp deg C	ORP mV	DO mg/L	Turb NTU
1	1407	31.89	100	7.84	1246	7.93	292	7.89	120
2	1410	↓	↓	7.80	1157	8.00	287	6.62	78.3
3	1413	↓	↓	7.65	1229	8.30	283	5.56	34.9
4	1416	↓	↓	7.77	1236	8.28	282	5.38	31.6
5	1419	↓	↓	7.67	1243	8.24	282	5.26	23.9
Stabilization	NA	NA	NA	± 0.1	± 3%	± 0.1	± 10	± 10% or 0.2	10% if >10

Field Meter: Horiba/Dakton

Sample Appearance:

Odor: ☑ None ☐ Slight ☐ Mod. ☐ Strong

Color ☑ None ☐ Slight ☐ Mod. ☐ Strong

Turb: ☐ None ☑ Slight ☐ Mod ☐ Strong

Well Integrity	Yes	No
Well has ID sign	/	
Casing locked/secure	/	
Well cap fits securely.	/	
Good seal/drainage	/	
Well has weep holes	/	

BOTTLE INFORMATION:

Unfiltered Qty	Unfiltered Bottles
	VOAs (C,V, 40mL, HCL)
	VOAS (C,V, 40mL)
	Organics (A,G,U 1000mL)
	Organics (A,G,U 500mL)
	TOC (A,V 40mL, H2SO4)
	TOX (A,G 500mL, H2SO4)
	Metals (P,250mL, HNO3)
	Cyanide (P, 250mL, NaOH)
	Phenols (A,G,250mL, H2SO4)
	General (P, 1000 mL)
	Ammonia (P, 250mL, H2SO4)
	Rad (P, 2.5L, HNO3)

(2)

(2) FD

Filtered Qty	Filtered Bottles
1+1	Metals (P,250mL, HNO3)
	Ammonia (P,250mL, H2S04)
1+1	General (P,~~1000mL~~) 500mL
	TOC (A,V, 40mL, H2SO4)

Final DTW: 31.89 ft

Comments Field dupe taken here

Sampler's Signature: [signature]

ATTACHMENT B.
845 QUARTERLY REPORT - QUARTER 1, 2025
DUCK CREEK POWER PLANT, BOTTOM ASH BASIN
DC-845-205

Duck Creek

WELL/SAMPLE POINT OR13D **Purge Method:** Dedicated Peristaltic Tubing

Date: 13-Jan-25 Start Time: 1223 Finish/Sample Time: 1304

Well Depth (Bottom) From MP: 50.17 ft Min. Purge Volume: 1000 mL

Depth to Water From MP: 14.30 ft Total Purge Volume: 1800 mL

Water Column Length: 35.87 ft

Well Water Volume: 21.72 L Total Drawdown: 0.14 ft

Reading (Units)	Time	Depth ft.	Flow Rate mL/min	pH s.u.	Spec Cond umhos/cm	Temp deg C	ORP mV	DO mg/L	Turb NTU
1	1246	14.44	100	7.87	1695	11.14	121	0.61	5.8
2	1249			7.78	1652	11.06	123	0.41	6.0
3	1252			7.75	1647	11.04	129	0.64	5.4
4									
5									
Stabilization	NA	NA	NA	± 0.1	± 3%	± 0.1	± 10	± 10% or 0.2	10% if >10

Field Meter: Horriba/Oakton

Sample Appearance:

Odor: ☑ None ☐ Slight ☐ Mod. ☐ Strong

Color ☑ None ☐ Slight ☐ Mod. ☐ Strong

Turb: ☐ None ☑ Slight ☐ Mod ☐ Strong

Well Integrity	Yes	No
Well has ID sign	✓	
Casing locked/secure	✓	
Well cap fits securely.	✓	
Good seal/drainage	✓	
Well has weep holes	✓	

BOTTLE INFORMATION:

Unfiltered	
Qty	Bottles
	VOAs (C,V, 40mL, HCL)
	VOAS (C,V, 40mL)
	Organics (A,G,U 1000mL)
	Organics (A,G,U 500mL)
	TOC (A,V 40mL, H2SO4)
	TOX (A,G 500mL, H2SO4)
	Metals (P,250mL, HNO3)
	Cyanide (P, 250mL, NaOH)
	Phenols (A,G,250mL, H2SO4)
	General (P, 1000 mL)
	Ammonia (P, 250mL, H2SO4)
	Rad (P, 2.5L, HNO3)

2

Filtered	
Qty	Bottles
1	Metals (P,250mL, HNO3)
	Ammonia (P,250mL, H2S04)
1	General (P,~~1000~~mL) 500mL
	TOC (A,V, 40mL, H2SO4)

Final DTW: 14.44 ft

Comments

Sampler's Signature: [illegible]

ATTACHMENT B.
845 QUARTERLY REPORT - QUARTER 1, 2025
DUCK CREEK POWER PLANT, BOTTOM ASH BASIN
DC-845-205

Duck Creek

WELL/SAMPLE POINT OR13S

Purge Method: Dedicated Peristaltic Tubing

Date: 13-Jan-~~25~~ 25 Am-25 Start Time: 1143 Finish/Sample Time: 1221

Well Depth (Bottom) From MP: 29.53 ft

Min. Purge Volume: 1000 mL

Depth to Water From MP: 13.94 ft

Total Purge Volume: 1800 mL

Water Column Length: 15.59 ft

Well Water Volume: 9.44 L

Total Drawdown: 0.06 ft

Reading (Units)	Time	Depth ft.	Flow Rate mL/min	pH s.u.	Spec Cond umhos/cm	Temp deg C	ORP mV	DO mg/L	Turb NTU
1	1202	14.00	100	7.38	2010	10.47	205	2.10	1.1
2	1205			7.34	1971	10.56	203	1.75	1.6
3	1207			7.41	1963	10.65	201	1.68	3.0
4	1210			7.35	1962	10.65	199	1.53	3.2
5									
Stabilization	NA	NA	NA	± 0.1	± 3%	± 0.1	± 10	± 10% or 0.2	10% if >10

Field Meter: Horriba/Oakton

Sample Appearance:

Odor: ☑ None ☐ Slight ☐ Mod. ☐ Strong

Color ☑ None ☐ Slight ☐ Mod. ☐ Strong

Turb: ☑ None ☐ Slight ☐ Mod ☐ Strong

Well Integrity	Yes	No
Well has ID sign	/	
Casing locked/secure	/	
Well cap fits securely.	/	
Good seal/drainage	/	
Well has weep holes	/	

BOTTLE INFORMATION:

Unfiltered	
Qty	Bottles
	VOAs (C,V, 40mL, HCL)
	VOAS (C,V, 40mL)
	Organics (A,G,U 1000mL)
	Organics (A,G,U 500mL)
	TOC (A,V 40mL, H2SO4)
	TOX (A,G 500mL, H2SO4)
	Metals (P,250mL, HNO3)
	Cyanide (P, 250mL, NaOH)
	Phenols (A,G,250mL, H2SO4)
	General (P, 1000 mL)
	Ammonia (P, 250mL, H2SO4)
	Rad (P, 2.5L HNO3)

2

Filtered	
Qty	Bottles
1	Metals (P,250mL, HNO3)
	Ammonia (P,250mL, H2S04)
1	General (P,~~1000mL~~) 500mL
	TOC (A,V, 40mL, H2SO4)

Final DTW: 14.0 ft

Comments

Sampler's Signature: Quinn M

ATTACHMENT B.
845 QUARTERLY REPORT - QUARTER 1, 2025
DUCK CREEK POWER PLANT, BOTTOM ASH BASIN
DC-845-205

Duck Creek

WELL/SAMPLE POINT OR14D

Purge Method: Dedicated Peristaltic Tubing

Date: 13-Jan-25 Start Time: 1015 Finish/Sample Time: 1110

Well Depth (Bottom) From MP: 48.73 ft

Min. Purge Volume: 1000 mL

Depth to Water From MP: 11.00 ft

Total Purge Volume: 1800 mL

Water Column Length: 37.73 ft

Well Water Volume: 22.85 L

Total Drawdown: 0.09 ft

Reading	Time	Depth	Flow Rate	pH	Spec Cond	Temp	ORP	DO	Turb
(Units)		ft.	mL/min	s.u.	umhos/cm	deg C	mV	mg/L	NTU
1	1053	11.09	100	7.18	1973	7.05	186	1.61	0.5
2	1056	11.09	1	7.09	2030	7.06	177	1.45	0.0
3	1059	11.09	1	7.13	2125	7.01	181	1.36	0.0
4									
5									
Stabilization	NA	NA	NA	± 0.1	± 3%	± 0.1	± 10	± 10% or 0.2	10% if >10

Field Meter: Horiba/Oakton

Sample Appearance:

Odor: ☑ None ☐ Slight ☐ Mod. ☐ Strong

Color ☑ None ☐ Slight ☐ Mod. ☐ Strong

Turb: ☑ None ☐ Slight ☐ Mod ☐ Strong

Well Integrity	Yes	No
Well has ID sign	/	
Casing locked/secure	/	
Well cap fits securely.	/	
Good seal/drainage	/	
Well has weep holes	/	

BOTTLE INFORMATION:

Unfiltered	
Qty	Bottles
	VOAs (C,V, 40mL, HCL)
	VOAS (C,V, 40mL)
	Organics (A,G,U 1000mL)
	Organics (A,G,U 500mL)
	TOC (A,V 40mL, H2SO4)
	TOX (A,G 500mL, H2SO4)
	Metals (P,250mL, HNO3)
	Cyanide (P, 250mL, NaOH)
	Phenols (A,G,250mL, H2SO4)
	General (P, 1000 mL)
	Ammonia (P, 250mL, H2SO4)
	Rad (P, 2.5L, HNO3)

2

Filtered	
Qty	Bottles
1	Metals (P,250mL, HNO3)
	Ammonia (P,250mL, H2S04)
1	General (P,~~1000~~mL) 500mL
	TOC (A,V, 40mL, H2SO4)

Final DTW: 11.09 ft

Comments

Sampler's Signature: [signature]

ATTACHMENT B.
845 QUARTERLY REPORT - QUARTER 1, 2025
DUCK CREEK POWER PLANT, BOTTOM ASH BASIN
DC-845-205

Duck Creek

WELL/SAMPLE POINT OR19 **Purge Method:** Dedicated Peristaltic Tubing

Date: 1/29/25 Start Time: 1108 Finish/Sample Time: 1126

Well Depth (Bottom) From MP: 54.92 ft Min. Purge Volume: 1000 mL

Depth to Water From MP: 23.85 ft Total Purge Volume: 1600 mL

Water Column Length: 31.07 ft

Well Water Volume: 18.79 L Total Drawdown: 0.05 ft

Reading (Units)	Time	Depth ft.	Flow Rate mL/min	pH s.u.	Spec Cond umhos/cm	Temp deg C	ORP mV	DO mg/L	Turb NTU
1	1117	23.90	200	7.23	1820	12.70	-11	0.00	325
2	1119	23.90	200	7.18	1820	12.73	-11	0.00	27.2
3	1121	23.90	200	7.14	1830	12.73	-11	0.00	30.2
4									
5									
Stabilization	NA	NA	NA	± 0.1	± 3%	± 0.1	± 10	± 10% or 0.2	10% if >10

Field Meter: Horiba

Sample Appearance:

Odor: ☒ None ☐ Slight ☐ Mod. ☐ Strong

Color ☒ None ☐ Slight ☐ Mod. ☐ Strong

Turb: ☐ None ☒ Slight ☐ Mod ☐ Strong

Well Integrity	Yes	No
Well has ID sign	✓	
Casing locked/secure	✓	
Well cap fits securely.	✓	
Good seal/drainage	✓	
Well has weep holes	✓	

BOTTLE INFORMATION:

Unfiltered	
Qty	Bottles
	VOAs (C,V, 40mL, HCL)
	VOAS (C,V, 40mL)
	Organics (A,G,U 1000mL)
	Organics (A,G,U 500mL)
	TOC (A,V 40mL, H2SO4)
	TOX (A,G 500mL, H2SO4)
	Metals (P,250mL, HNO3)
	Cyanide (P, 250mL, NaOH)
	Phenols (A,G,250mL, H2SO4)
	General (P, 1000 mL)
	Ammonia (P, 250mL, H2SO4)
	Rad (P, 2.5L, HNO3)

2

Filtered	
Qty	Bottles
1	Metals (P,250mL, HNO3)
	Ammonia (P,250mL, H2S04)
1	General (P,~~1000~~mL) 500mL
	TOC (A,V, 40mL, H2SO4)

Final DTW: 23.90 ft

Comments

Sampler's Signature:

ATTACHMENT B.
845 QUARTERLY REPORT - QUARTER 1, 2025
DUCK CREEK POWER PLANT, BOTTOM ASH BASIN
DC-845-205

Duck Creek

WELL/SAMPLE POINT OR20 **Purge Method:** Dedicated Peristaltic Tubing

Date: 1/20/25 Start Time: 1041 Finish/Sample Time: 1058

Well Depth (Bottom) From MP: 57.34 ft Min. Purge Volume: 1000 mL

Depth to Water From MP: 22.00 ft Total Purge Volume: 1600 mL

Water Column Length: 35.34 ft

Well Water Volume: 21.37 L Total Drawdown: 0.04 ft

Reading (Units)	Time	Depth ft.	Flow Rate mL/min	pH s.u.	Spec Cond umhos/cm	Temp deg C	ORP mV	DO mg/L	Turb NTU
1	1050	22.04	200	7.91	1760	11.88	-41	2.04	62.6
2	1052	22.04	200	7.89	1740	11.89	-42	2.00	60.2
3	1054	22.04	200	7.85	1730	11.88	-43	1.98	59.4
4									
5									
Stabilization	NA	NA	NA	± 0.1	± 3%	± 0.1	± 10	± 10% or 0.2	10% if >10

Field Meter: Horiba

Sample Appearance:

Odor: ☒ None ☐ Slight ☐ Mod. ☐ Strong

Color ☒ None ☐ Slight ☐ Mod. ☐ Strong

Turb: ☐ None ☒ Slight ☐ Mod ☐ Strong

Well Integrity	Yes	No
Well has ID sign	✓	
Casing locked/secure	✓	
Well cap fits securely.	✓	
Good seal/drainage	✓	
Well has weep holes	✓	

BOTTLE INFORMATION:

Unfiltered	
Qty	Bottles
	VOAs (C,V, 40mL, HCL)
	VOAS (C,V, 40mL)
	Organics (A,G,U 1000mL)
	Organics (A,G,U 500mL)
	TOC (A,V 40mL, H2SO4)
	TOX (A,G 500mL, H2SO4)
	Metals (P,250mL, HNO3)
	Cyanide (P, 250mL, NaOH)
	Phenols (A,G,250mL, H2SO4)
	General (P, 1000 mL)
	Ammonia (P, 250mL, H2SO4)
	Rad (P, 2.5L, HNO3)

2

Filtered	
Qty	Bottles
1	Metals (P,250mL, HNO3)
	Ammonia (P,250mL, H2S04)
+1	General (P, ~~1000mL~~) 500mL
	TOC (A,V, 40mL, H2SO4)

App 1/29/25

Final DTW: 22.04 ft

Comments

Sampler's Signature:

ATTACHMENT B.
845 QUARTERLY REPORT - QUARTER 1, 2025
DUCK CREEK POWER PLANT, BOTTOM ASH BASIN
DC-845-205

Duck Creek

WELL/SAMPLE POINT P36L **Purge Method:** Dedicated Bladder

Date: 01/15/25 Start Time: 9:58 Finish/Sample Time: 10:50

Well Depth (Bottom) From MP: 18.10 ft Min. Purge Volume: 1000 mL

Depth to Water From MP: 10.95 ft Total Purge Volume: 1300 mL

Water Column Length: 7.15 ft

Well Water Volume: 4.33 L Total Drawdown: 0.25 ft

Reading (Units)	Time	Depth ft.	Flow Rate mL/min	pH s.u.	Spec Cond umhos/cm	Temp deg C	ORP mV	DO mg/L	Turb NTU
1	10:16	11.15	100	7.23	424	9.30	126	7.41	>1000
2	10:19	11.15	100	7.22	422	9.29	133	7.16	>1000
3	10:22	11.18	100	7.21	418	9.28	141	6.53	>1000
4									
5									
Stabilization	NA	NA	NA	± 0.1	± 3%	± 0.1	± 10	± 10% or 0.2	10% if >10

Field Meter: Horiba

Sample Appearance:

Odor: ☒ None ☐ Slight ☐ Mod. ☐ Strong

Color ☐ None ☐ Slight ☒ Mod. ☐ Strong

Turb: ☐ None ☐ Slight ☐ Mod ☒ Strong

Well Integrity	Yes	No
Well has ID sign	X	
Casing locked/secure	X	
Well cap fits securely.	X	
Good seal/drainage	X	
Well has weep holes	X	

BOTTLE INFORMATION:

Unfiltered	
Qty	Bottles
	VOAs (C,V, 40mL, HCL)
	VOAS (C,V, 40mL)
	Organics (A,G,U 1000mL)
	Organics (A,G,U 500mL)
	TOC (A,V 40mL, H2SO4)
	TOX (A,G 250mL, H2SO4)
	Metals (P,250mL, HNO3)
	Cyanide (P, 250mL, NaOH)
	Ammonia (P,250mL, H2S04)
	General (P,500mL)
1	General (P,1000mL)
	Rad (P, 2.5L, HNO3)

3

Filtered	
Qty	Bottles
1	Metals (P,250mL, HNO3)
	Ammonia (P,250mL, H2S04)
	General (P,500mL)
1	General (P,1000mL)
	TOC (A,V 40mL, H2SO4)

Final DTW: 11.20 ft

Comments

Sampler's Signature: [signature]

ATTACHMENT B.
845 QUARTERLY REPORT - QUARTER 1, 2025
DUCK CREEK POWER PLANT, BOTTOM ASH BASIN
DC-845-205

Duck Creek

WELL/SAMPLE POINT P37L **Purge Method:** Dedicated Bladder

Date: 01/15/25 Start Time: 10:52 Finish/Sample Time: 11:02

Well Depth (Bottom) From MP: 20.40 ft Min. Purge Volume: 1000 mL

Depth to Water From MP: 19.15 ft Total Purge Volume: 0 mL

Water Column Length: 1.25 ft

Well Water Volume: 0.76 L Total Drawdown: 0 ft

App 1/17/25

Reading (Units)	Time	Depth ft.	Flow Rate mL/min	pH s.u.	Spec Cond umhos/cm	Temp deg C	ORP mV	DO mg/L	Turb NTU
1			~~100~~						
2			100						
3			100						
4									
5									
Stabilization	NA	NA	NA	± 0.1	± 3%	± 0.1	± 10	± 10% or 0.2	10% if >10

Field Meter: Horiba

Sample Appearance:

Odor: ☐ None ☐ Slight ☐ Mod. ☐ Strong

Color ☐ None ☐ Slight ☐ Mod. ☐ Strong

Turb: ☐ None ☐ Slight ☐ Mod ☐ Strong

Well Integrity	Yes	No
Well has ID sign	X	
Casing locked/secure	X	
Well cap fits securely.		X
Good seal/drainage	X	
Well has weep holes	X	

BOTTLE INFORMATION:

Unfiltered	
Qty	Bottles
	VOAs (C,V, 40mL, HCL)
	VOAS (C,V, 40mL)
	Organics (A,G,U 1000mL)
	Organics (A,G,U 500mL)
	TOC (A,V 40mL, H2SO4)
	TOX (A,G 250mL, H2SO4)
	Metals (P,250mL, HNO3)
	Cyanide (P, 250mL, NaOH)
	Ammonia (P,250mL, H2S04)
	General (P,500mL)
	General (P,1000mL)
	Rad (P, 2.5L, HNO3)

Filtered	
Qty	Bottles
	Metals (P,250mL, HNO3)
	Ammonia (P,250mL, H2S04)
	General (P,500mL)
	General (P,1000mL)
	TOC (A,V 40mL, H2SO4)

Final DTW: 19.15 ft

Comments Well is too dry to sample.

Sampler's Signature: Andy Witteles

ATTACHMENT B.
845 QUARTERLY REPORT - QUARTER 1, 2025
DUCK CREEK POWER PLANT, BOTTOM ASH BASIN
DC-845-205

Duck Creek

WELL/SAMPLE POIN P60 **Purge Method:** Dedicated Peristaltic Tubing

Date: 01/28/25 Start Time: 9:27 Finish/Sample Time: 12:08

Well Depth (Bottom) From MP: 37.37 ft
Depth to Water From MP: 28.88 ft
Water Column Length: 8.49 ft
Well Water Volume: 5.14 L

Min. Purge Volume: 1000 mL
Total Purge Volume: 1300 mL
Total Drawdown: 5.34 ft

Reading	Time	Depth	Flow Rate	pH	Spec Cond	Temp	ORP	DO	Turb
(Units)		(ft.)	(mL/min)	(s.u.)	(umhos/cm)	(deg C)	(mV)	(mg/L)	(NTU)
1	9:45	30.39	100	6.47	695	10.57	10	5.50	0.0
2	9:48	30.81	100	6.47	704	10.58	1	5.45	0.0
3	9:51	31.30	100	6.49	707	10.59	-7	5.36	0.0
4									
5									
Stabilization	NA	NA	NA	± 0.1	± 3%	± 0.1	± 10	± 10% or 0.2	10% if >10

Field Meter: Horiba

Sample Appearance:

Odor: ☒ None ☐ Slight ☐ Mod. ☐ Strong
Color ☐ None ☒ Slight ☐ Mod. ☐ Strong
Turb: ☒ None ☐ Slight ☐ Mod ☐ Strong

Well Integrity	Yes	No
Well has ID sign	X	
Casing locked/secure	X	
Well cap fits securely.	X	
Good seal/drainage	X	
Well has weep holes		X

BOTTLE INFORMATION:

Unfiltered	
Qty	Bottles
	VOAs (C,V, 40mL, HCL)
	VOAS (C,V, 40mL)
	Organics (A,G,U 1000mL)
	Organics (A,G,U 500mL)
	TOC (A,V 40mL, H2SO4)
	TOX (A,G 250mL, H2SO4)
1+1	Metals (P,250mL, HNO3)
	Cyanide (P, 250mL, NaOH)
	Phenols (A,G,250mL, H2SO4)
	General (P,500mL)
1+1	General (P,1000mL)
1+1	Rad (P, 2.5L, HNO3)

Filtered	
Qty	Bottles
	Metals (P,250mL, HNO3)
	Ammonia (P,250mL, H2S04)
1+1	General (P,500mL)
	General (P,1000mL)
	TOC (A,V 40mL, H2SO4)

8

Final DTW: 34.22 ft

Comments Field dup

Sampler's Signature: [signature]

ATTACHMENT B.
845 QUARTERLY REPORT - QUARTER 1, 2025
DUCK CREEK POWER PLANT, BOTTOM ASH BASIN
DC-845-205

Duck Creek

WELL/SAMPLE POINT R61L

Purge Method: Dedicated Peristaltic Tubing

Date: 01/15/25 Start Time: 14:07 Finish/Sample Time: 14:50

Well Depth (Bottom) From MP: 31.49 ft

Min. Purge Volume: 1000 mL

Depth to Water From MP: 25.79 ft

Total Purge Volume: 1600 mL

Water Column Length: 5.70 ft

Well Water Volume: 3.45 L

Total Drawdown: 2.16 ft

Reading (Units)	Time	Depth (ft.)	Flow Rate (mL/min)	pH (s.u.)	Spec Cond (umhos/cm)	Temp (deg C)	ORP (mV)	DO (mg/L)	Turb (NTU)
1	14:17	26.15	200	6.54	844	10.61	149	1.38	0.0
2	14:20	26.34	200	6.53	842	10.60	147	1.29	0.0
3	14:23	26.56	200	6.52	840	10.60	147	1.19	0.0
4									
5									
Stabilization	NA	NA	NA	± 0.1	± 3%	± 0.1	± 10	± 10% or 0.2	10% if >10

Field Meter: Horiba

Sample Appearance:

Odor: ☒ None ☐ Slight ☐ Mod. ☐ Strong

Color ☒ None ☐ Slight ☐ Mod. ☐ Strong

Turb: ☒ None ☐ Slight ☐ Mod ☐ Strong

Well Integrity	Yes	No
Well has ID sign	X	
Casing locked/secure	X	
Well cap fits securely.		X
Good seal/drainage	X	
Well has weep holes	X	

BOTTLE INFORMATION:

Unfiltered	
Qty	Bottles
	VOAs (C,V, 40mL, HCL)
	VOAS (C,V, 40mL)
	Organics (A,G,U 1000mL)
	Organics (A,G,U 500mL)
	TOC (A,V 40mL, H2SO4)
	TOX (A,G 250mL, H2SO4)
1	Metals (P,250mL, HNO3)
	Cyanide (P, 250mL, NaOH)
	Phenols (A,G,250mL, H2SO4)
	General (P,500mL)
1	General (P,1000mL)
1	Rad (P, 2.5L, HNO3)

4

Filtered	
Qty	Bottles
	Metals (P,250mL, HNO3)
	Ammonia (P,250mL, H2S04)
1	General (P,500mL)
	General (P,1000mL)
	TOC (A,V 40mL, H2SO4)

Final DTW: 27.95 ft

Comments

Sampler's Signature: Andy Hetlesha

ATTACHMENT B.
845 QUARTERLY REPORT - QUARTER 1, 2025
DUCK CREEK POWER PLANT, BOTTOM ASH BASIN
DC-845-205

Duck Creek

WELL/SAMPLE POINT R72S

Purge Method: Dedicated Peristaltic Tubing

App 2/12/25

Date: ~~1/8/2025~~ 1/9/2025 Start Time: ~~1435~~ 1426 (1/8 1/9) Finish/Sample Time: ~~1440~~ 1541 (1/8 1/9)

Well Depth (Bottom) From MP: 37.72 ft

Min. Purge Volume: 1000 mL

Depth to Water From MP: 30.52 ft

Total Purge Volume: 1450 mL

Water Column Length: 7.20 ft

Well Water Volume: 4.36 L

Total Drawdown: 0.10 ft

Reading (Units)	Time	Depth (ft.)	Flow Rate (mL/min)	pH (s.u.)	Spec Cond (umhos/cm)	Temp (deg C)	ORP (mV)	DO (mg/L)	Turb (NTU)
1	1515	30.59	150	7.44	12500	8.74	226	4.85	1.8
2	1517	30.60	150	7.47	12400	8.72	227	4.83	0.0
3	1520	30.60	150	7.46	12200	8.71	227	4.80	0.0
4									
5									
Stabilization	NA	NA	NA	± 0.1	± 3%	± 0.1	± 10	± 10% or 0.2	10% if >10

Field Meter: Horiba

Sample Appearance:

Odor: ☒ None ☐ Slight ☐ Mod. ☐ Strong

Color ☒ None ☐ Slight ☐ Mod. ☐ Strong

Turb: ☒ None ☐ Slight ☐ Mod ☐ Strong

Well Integrity	Yes	No
Well has ID sign	X	
Casing locked/secure	X	
Well cap fits securely.	X	
Good seal/drainage	X	
Well has weep holes	X	

BOTTLE INFORMATION:

Unfiltered Qty	Unfiltered Bottles
	VOAs (C,V, 40mL, HCL)
	VOAS (C,V, 40mL)
	Organics (A,G,U 1000mL)
	Organics (A,G,U 500mL)
	TOC (A,V 40mL, H2SO4)
	TOX (A,G 250mL, H2SO4)
1	Metals (P,250mL, HNO3)
	Cyanide (P, 250mL, NaOH)
	Phenols (A,G,250mL, H2SO4)
1	General (P,500mL)
	General (P,1000mL)
	Rad (P, 2.5L, HNO3)

3

Filtered Qty	Filtered Bottles
	Metals (P,250mL, HNO3)
	Ammonia (P,250mL, H2S04)
1	General (P,500mL)
	General (P,1000mL)
	TOC (A,V 40mL, H2SO4)

Final DTW: 30.62 ft

Comments Couldn't sample on 1/8 due to tubing missing, will return on 1/9 with new tubing. 1/9: New tubing installed

Sampler's Signature: Bohannon

App

ATTACHMENT B.
845 QUARTERLY REPORT - QUARTER 1, 2025
DUCK CREEK POWER PLANT, BOTTOM ASH BASIN
DC-845-205

Duck Creek

WELL/SAMPLE POINT T43L **Purge Method:** Dedicated Bladder

Date: 01/14/25 Start Time: 9:27 Finish/Sample Time: 10:11

Well Depth (Bottom) From MP: 20.40 ft Min. Purge Volume: 1000 mL

Depth to Water From MP: 7.00 ft Total Purge Volume: 1600 mL

Water Column Length: 13.40 ft

Well Water Volume: 8.16 L Total Drawdown: 0.21 ft

Reading (Units)	Time	Depth ft.	Flow Rate mL/min	pH s.u.	Spec Cond umhos/cm	Temp deg C	ORP mV	DO mg/L	Turb NTU
1	9:50	7.21	200	6.97	562	10.03	171	3.23	981
2	9:53	7.21	200	6.96	566	10.04	171	2.98	909
3	9:56	7.21	200	~~9~~ 6.95 AJW 01/14/25	571	10.05	169	2.75	854
4									
5									
Stabilization	NA	NA	NA	± 0.1	± 3%	± 0.1	± 10	± 10% or 0.2	10% if >10

Field Meter: Horiba

Sample Appearance:

Odor: ☒ None ☐ Slight ☐ Mod. ☐ Strong

Color ☐ None ☒ Slight ☐ Mod. ☐ Strong

Turb: ☐ None ☐ Slight ☐ Mod ☒ Strong

Well Integrity	Yes	No
Well has ID sign	X	
Casing locked/secure	X	
Well cap fits securely.	X	
Good seal/drainage	X	
Well has weep holes	X	

BOTTLE INFORMATION:

Unfiltered	
Qty	Bottles
	VOAs (C,V, 40mL, HCL)
	VOAS (C,V, 40mL)
	Organics (A,G,U 1000mL)
	Organics (A,G,U 500mL)
	TOC (A,V 40mL, H2SO4)
	TOX (A,G 250mL, H2SO4)
	Metals (P,250mL, HNO3)
	Cyanide (P, 250mL, NaOH)
	Ammonia (P,250mL, H2S04)
	General (P,500mL)
1	General (P,1000mL)
	Rad (P, 2.5L, HNO3)

3

Filtered	
Qty	Bottles
1	Metals (P,250mL, HNO3)
	Ammonia (P,250mL, H2S04)
	General (P,500mL)
1	General (P,1000mL)
	TOC (A,V 40mL, H2SO4)

Final DTW: 7.21 ft

Comments

Sampler's Signature: Andy Witulski

ATTACHMENT B.
845 QUARTERLY REPORT - QUARTER 1, 2025
DUCK CREEK POWER PLANT, BOTTOM ASH BASIN
DC-845-205

Duck Creek

WELL/SAMPLE POINT T44L **Purge Method:** Dedicated Bladder

Date: 01/08/25 Start Time: 10:45 Finish/Sample Time: 11:15

Well Depth (Bottom) From MP: 22.65 ft Min. Purge Volume: 1000 mL

Depth to Water From MP: 11.00 ft Total Purge Volume: 1600 mL

Water Column Length: 11.65 ft

Well Water Volume: 7.06 L Total Drawdown: 0.0 ft

Reading (Units)	Time	Depth ft.	Flow Rate mL/min	pH s.u.	Spec Cond umhos/cm	Temp deg C	ORP mV	DO mg/L	Turb NTU
1	10:55	11.00	200	6.93	542	11.56	173	2.76	1.3
2	10:58	11.00	200	6.92	546	11.57	163	2.58	1.2
3	11:01	11.00	200	6.91	548	11.58	160	2.44	1.1
4									
5									
Stabilization	NA	NA	NA	± 0.1	± 3%	± 0.1	± 10	± 10% or 0.2	10% if >10

Field Meter: Horiba

Sample Appearance:

Odor: ☒ None ☐ Slight ☐ Mod. ☐ Strong

Color ☒ None ☐ Slight ☐ Mod. ☐ Strong

Turb: ☒ None ☐ Slight ☐ Mod ☐ Strong

Well Integrity	Yes	No
Well has ID sign	X	
Casing locked/secure	X	
Well cap fits securely.	X	
Good seal/drainage	X	
Well has weep holes	X	

BOTTLE INFORMATION:

Unfiltered	
Qty	Bottles
	VOAs (C,V, 40mL, HCL)
	VOAS (C,V, 40mL)
	Organics (A,G,U 1000mL)
	Organics (A,G,U 500mL)
	TOC (A,V 40mL, H2SO4)
	TOX (A,G 250mL, H2SO4)
	Metals (P,250mL, HNO3)
	Cyanide (P, 250mL, NaOH)
	Ammonia (P,250mL, H2S04)
	General (P,500mL)
1	General (P,1000mL)
	Rad (P, 2.5L, HNO3)

31

Filtered	
Qty	Bottles
1	Metals (P,250mL, HNO3)
	Ammonia (P,250mL, H2S04)
	General (P,500mL)
1	General (P,1000mL)
	TOC (A,V 40mL, H2SO4)

Final DTW: 11.00 ft

Comments

Sampler's Signature: [signature]

ATTACHMENT B.
845 QUARTERLY REPORT - QUARTER 1, 2025
DUCK CREEK POWER PLANT, BOTTOM ASH BASIN
DC-845-205

Duck Creek

WELL/SAMPLE POINT T45L **Purge Method:** Dedicated Bladder

Date: 01/08/25 Start Time: 9:43 Finish/Sample Time: 10:36

Well Depth (Bottom) From MP: 15.35 ft Min. Purge Volume: 1000 mL

Depth to Water From MP: 8.63 ft Total Purge Volume: 1600 mL

Water Column Length: 6.72 ft

Well Water Volume: 4.07 L Total Drawdown: 0.37 ft

Reading (Units)	Time	Depth ft.	Flow Rate mL/min	pH s.u.	Spec Cond umhos/cm	Temp deg C	ORP mV	DO mg/L	Turb NTU
1	10:15	8.88	200	7.00	466	9.87	193	5.90	295
2	10:18	8.97	200	6.99	459	9.88	195	5.41	275
3	10:21	9.00	200	6.98	458	9.89	192	4.90	250
4									
5									
Stabilization	NA	NA	NA	± 0.1	± 3%	± 0.1	± 10	± 10% or 0.2	10% if >10

Field Meter: Horiba

Sample Appearance:

Odor: ☒ None ☐ Slight ☐ Mod. ☐ Strong

Color ☒ None ☐ Slight ☐ Mod. ☐ Strong

Turb: ☐ None ☒ Slight ☐ Mod ☐ Strong

Well Integrity	Yes	No
Well has ID sign	X	
Casing locked/secure	X	
Well cap fits securely.		X
Good seal/drainage	X	
Well has weep holes	X	

BOTTLE INFORMATION:

Unfiltered	
Qty	Bottles
	VOAs (C,V, 40mL, HCL)
	VOAS (C,V, 40mL)
	Organics (A,G,U 1000mL)
	Organics (A,G,U 500mL)
	TOC (A,V 40mL, H2SO4)
	TOX (A,G 250mL, H2SO4)
	Metals (P,250mL, HNO3)
	Cyanide (P, 250mL, NaOH)
	Ammonia (P,250mL, H2S04)
	General (P,500mL)
1	General (P,1000mL)
	Rad (P, 2.5L, HNO3)

3

Filtered	
Qty	Bottles
1	Metals (P,250mL, HNO3)
	Ammonia (P,250mL, H2S04)
	General (P,500mL)
1	General (P,1000mL)
	TOC (A,V 40mL, H2SO4)

Final DTW: 9.00 ft

Comments

Sampler's Signature: Lily Wetzler

ATTACHMENT B.
845 QUARTERLY REPORT - QUARTER 1, 2025
DUCK CREEK POWER PLANT, BOTTOM ASH BASIN
DC-845-205

Duck Creek

WELL/SAMPLE POINT T46L **Purge Method:** Dedicated Bladder

Date: 01/07/25 Start Time: 14:27 Finish/Sample Time: 15:02

Well Depth (Bottom) From MP: 14.70 ft Min. Purge Volume: 1000 mL

Depth to Water From MP: 6.81 ft Total Purge Volume: 1600 mL

Water Column Length: 7.89 ft

Well Water Volume: 4.78 L Total Drawdown: 0.50 ft

Reading (Units)	Time	Depth ft.	Flow Rate mL/min	pH s.u.	Spec Cond umhos/cm	Temp deg C	ORP mV	DO mg/L	Turb NTU
1	14:40	7.03	200	8.44	484	10.24	199	4.25	0.0
2	14:43	7.03	200	8.43	472	10.23	195	3.90	0.0
3	14:46	7.03	200	8.43	460	10.23	189	3.59	0.0
4									
5									
Stabilization	NA	NA	NA	± 0.1	± 3%	± 0.1	± 10	± 10% or 0.2	10% if >10

Field Meter: Horiba

Sample Appearance:

Odor: ☒ None ☐ Slight ☐ Mod. ☐ Strong

Color ☒ None ☐ Slight ☐ Mod. ☐ Strong

Turb: ☒ None ☐ Slight ☐ Mod ☐ Strong

Well Integrity	Yes	No
Well has ID sign	X	
Casing locked/secure	X	
Well cap fits securely.	X	
Good seal/drainage	X	
Well has weep holes	X	

BOTTLE INFORMATION:

Unfiltered	
Qty	Bottles
	VOAs (C,V, 40mL, HCL)
	VOAS (C,V, 40mL)
	Organics (A,G,U 1000mL)
	Organics (A,G,U 500mL)
	TOC (A,V 40mL, H2SO4)
	TOX (A,G 250mL, H2SO4)
	Metals (P,250mL, HNO3)
	Cyanide (P, 250mL, NaOH)
	Ammonia (P,250mL, H2S04)
	General (P,500mL)
1	General (P,1000mL)
	Rad (P, 2.5L, HNO3)

3

Filtered	
Qty	Bottles
1	Metals (P,250mL, HNO3)
	Ammonia (P,250mL, H2S04)
	General (P,500mL)
1	General (P,1000mL)
	TOC (A,V 40mL, H2SO4)

Final DTW: 7.31 ft

Comments

Sampler's Signature: [signature]

ATTACHMENT B.
845 QUARTERLY REPORT - QUARTER 1, 2025
DUCK CREEK POWER PLANT, BOTTOM ASH BASIN
DC-845-205

Duck Creek

WELL/SAMPLE POINT XPW01 **Purge Method:** Portable Pump/Dedicated Tubing

Date: 1/29/2025 Start Time: 1305 Finish/Sample Time: 1410

Well Depth (Bottom) From MP: 37.74 ft
Depth to Water From MP: 12.17 ft
Water Column Length: 25.57 ft
Well Water Volume: 15.46 L

Min. Purge Volume: 1000 mL
Total Purge Volume: 1900 mL
Total Drawdown: 2.83 ft

Reading	Time	Depth	Flow Rate	pH	Spec Cond	Temp	ORP	DO	Turb
(Units)		ft.	mL/min	s.u.	umhos/cm	deg C	mV	mg/L	NTU
1	1316	14.65	100	10.35	6890	14.21	-339	0.00	653
2	1319	14.71	100	10.36	6910	14.23	-345	0.00	643
3	1322	14.69	100	10.44	6910	14.25	-347	0.00	629
4									
5									
Stabilization	NA	NA	NA	± 0.1	± 3%	± 0.1	± 10	± 10% or 0.2	10% if >10

Field Meter: Horiba

Sample Appearance:

Odor: ☒ None ☒ Slight ☐ Mod. ☐ Strong

Color ☐ None ☒ Slight ☒ Mod. ☐ Strong

Turb: ☐ None ☐ Slight ☐ Mod ☒ Strong

APP 1/29/25

Well Integrity	Yes	No
Well has ID sign	✓	
Casing locked/secure	✓	
Well cap fits securely.	✓	
Good seal/drainage	✓	
Well has weep holes	✓	

BOTTLE INFORMATION:

Unfiltered	
Qty	Bottles
	VOAs (C,V, 40mL, HCL)
	VOAS (C,V, 40mL)
	Organics (A,G,U 1000mL)
	Organics (A,G,U 500mL)
	TOC (A,V 40mL, H2SO4)
	TOX (A,G 500mL, H2SO4)
1	Metals (P,250mL, HNO3)
	Cyanide (P, 250mL, NaOH)
	Phenols (A,G,250mL, H2SO4)
1	General (P, 1000 mL)
	Ammonia (P, 250mL, H2SO4)
1	Rad (P, 2.5L, HNO3)

S

Filtered	
Qty	Bottles
1	Metals (P,250mL, HNO3)
	Ammonia (P,250mL, H2S04)
1	General (P,~~1000~~mL) 500mL
	TOC (A,V, 40mL, H2SO4)

Final DTW: 15.00 ft

Comments would recommend installing peristaltic in this well

Sampler's Signature:

ATTACHMENT B.
845 QUARTERLY REPORT - QUARTER 1, 2025
DUCK CREEK POWER PLANT, BOTTOM ASH BASIN
DC-845-205

Duck Creek

WELL/SAMPLE POINT **X301 Pump House** **Purge Method:** **Bailer**

Date: 01/23/2025 Start Time: 0905 Finish/Sample Time: 0920

Reading (Units)	Time	Depth (ft.)	Flow Rate (mL/min)	pH (s.u.)	Spec Cond (umhos/cm)	Temp (deg C)	ORP (mV)	DO (mg/L)	Turb (NTU)
1									
Stabilization	NA	NA	NA	± 0.1	± 3%	± 0.1	± 10	± 10% or 0.2	10% if >10

Field Meter: Horiba

Sample Appearance:

Odor: ☐ None ☐ Slight ☐ Mod. ☐ Strong

Color ☐ None ☐ Slight ☐ Mod. ☐ Strong

Turb: ☐ None ☐ Slight ☐ Mod ☐ Strong

BOTTLE INFORMATION:

Unfiltered	
Qty	**Bottles**
	VOAs (C,V, 40mL, HCL)
	VOAS (C,V, 40mL)
	Organics (A,G,U 1000mL)
	Organics (A,G,U 500mL)
	TOC (A,V 40mL, H2SO4)
	TOX (A,G 250mL, H2SO4)
	Metals (P,250mL, HNO3)
	Cyanide (P, 250mL, NaOH)
	Phenols (A,G,250mL, H2SO4)
	General (P,500mL)
	General (P,1000mL)
	Rad (P, 2.5L, HNO3)

Filtered	
Qty	**Bottles**
	Metals (P,250mL, HNO3)
	Ammonia (P,250mL, H2S04)
	General (P,500mL)
	General (P,1000mL)
	TOC (A,V 40mL, H2SO4)

Comments Could not sample on 01/23 due to weather. JB Re attempted on 1/24/25 unable to sample due to port being frozen App

Sampler's Signature: JBohannon

Multiparameter Meter Field Calibration Checklist

Field Personnel:	AJW	Location:	Duck Creek
Weather:	Sunny 24° 7mph Wind NW	Environment:	Snowy, grassy, muddy

Multiparameter Water Meter	Make:	Horiba	Model:	U-5000	Serial Number:	3T85NNNF	
Water Level Meter	Make:	Heson	Model:	Dipper-T	Serial Number:	3717-T	

Buffer	Check Value	Units	Range	Pass/Fail	Calibrate?	Adjusted Reading	Manufacturer	Lot#	Exp.
pH 4.00a	7.26	s.u.	±0.1 s.u.	F	Yes	4.00	MSI	023310-01	11/10/2025
pH 7.00a	6.98	s.u.	±0.1 s.u.	P	NO	N/A	MSI	024145-01	5/29/2026
pH 10.00a	9.15	s.u.	±0.1 s.u.	F	yes	10.00	MSI	024072-02	3/21/2026
SC Zero (DI)	0.0	µS/cm	0<25 µS/cm	P	yes	N/A	Pace Labs	N/A (DI)	N/A (DI)
SC 2000	2020	µS/cm	±5%	P	NO	N/A	Proactive	4GJ1615	Oct-25
ORP	242	mV	±15 mV	P	NO	N/A	In-Situ	4GJ0045	Jul-25
DO (Zero pt)	0.0	mg/L	±0.1	P	NO	N/A	Macron	#000228049	8/26/2025
DO (Saturated)	98.3	%	97-100%	P	NO	N/A	Pace Labs	N/A (DI)	N/A (DI)
Turbidity (DI)	0.0	NTU	<2 NTU	P	NO	N/A	Pace Labs	N/A (DI)	N/A (DI)

Approx. every 8 hrs, unless only one well

ICV (Initial Calibration Verification) — Time: 13:41

Buffer	Check Value	Units	Range	Pass/Fail	Action Taken?	Manufacturer	Lot#	Exp.
pH 4.00b	7.63	s.u.	±0.15 s.u.	F	Yes / 4.00	Proactive	3GE1074	May-25
pH 7.00b	6.78	s.u.	±0.15 s.u.	F	yes / 6.94	Proactive	3GE1252	May-25
pH 10.00b	9.62	s.u.	±0.15 s.u.	F	yes / 10.00	Geotech	3GA1134	Jan-25
SC 1000	1010	µS/cm	±5%	P	N/A	Spectrum	2NA0056	Dec-25

Approx. every 8 hrs, unless only one well

CCV (Continued Calibration Verification): — Time: 15:10

Buffer	Check Value	Units	Range	Pass/Fail	Calibrate?	Adjusted Reading	Manufacturer	Lot#	Exp.
pH 4.00a	4.09	s.u.	±0.1 s.u.	P	NO	N/A	MSI	023310-01	11/10/2025
pH 7.00a	6.95	s.u.	±0.1 s.u.	P	NO	N/A	MSI	024145-01	5/29/2026
pH 10.00a	9.96	s.u.	±0.1 s.u.	P	NO	N/A	MSI	024072-02	3/21/2026
SC 1000	1020	µS/cm	±5%	P	NO	N/A	Spectrum	2NA0024	Dec-25
DO (Zero pt)	0.0	mg/L	±0.1 mg/L	P	NO	N/A	Macron	#000228049	8/26/2025
Turbidity (DI)	0.0	NTU	<2 NTU	P	NO	N/A	Pace Labs	N/A (DI)	N/A (DI)

Approx. every 8 hrs, unless only one well

Comments:

Signature:	Andy Wetstein	Date:	01/07/25

ATTACHMENT B.
845 QUARTERLY REPORT - QUARTER 1, 2025
DUCK CREEK POWER PLANT, BOTTOM ASH BASIN
DC-845-205

Multiparameter Meter Field Calibration Checklist

Field Personnel:	Jordan Bohannan	Location:	Duck Creek
Weather:	24°F, Sunny, 6mph	Environment:	Snowy, Grassy

App 2/11/25

~~Multiparameter Water Meter~~ Water level	Make:	Oakton	Model:	PCTS50	Serial Number:	X 3058669
Water Meter ~~Water Level Meter~~	Make:	Horiba	Model:	U-5000	Serial Number:	WU G83 C85

	Buffer	Check Value	Units	Range	Pass/Fail	Calibrate?	Adjusted Reading	Manufacturer	Lot#	Exp.
Oakton	pH 4.00a	4.03	s.u.	±0.1 s.u.	P	No	N/A	MSI	023310-01	11/10/2025
	pH 7.00a	7.05	s.u.	±0.1 s.u.	P	No	N/A	MSI	024145-01	5/29/2026
	pH 10.00a	9.97	s.u.	±0.1 s.u.	P	No	N/A	MSI	024072-02	3/21/2026
HORIBA	SC Zero (DI)	0.00	µS/cm	0<25 µS/cm	P	No	N/A	Pace Labs	N/A (DI)	N/A (DI)
	SC 2000	1970	µS/cm	±5%	P	No	N/A	Proactive	4GJ1615	Oct-25
	ORP	234	mV	±15 mV	P	No	N/A	In-Situ	4GJ0045	Jul-25
	DO (Zero pt)	0.00	mg/L	±0.1	P	No	N/A	Macron	#000228049	8/26/2025
	DO (Saturated)	100%	%	97-100%	P	No	N/A	Pace Labs	N/A (DI)	N/A (DI)
	Turbidity (DI)	0.00	NTU	<2 NTU	P	NO	N/A	Pace Labs	N/A (DI)	N/A (DI)

Approx. every 8 hrs, unless only one well

ICV (Initial Calibration Verification)					Time: 1345			
	Buffer	Check Value	Units	Range	Pass/Fail	Action Taken?	Manufacturer	Lot#	Exp.
Oakton	pH 4.00b	3.99	s.u.	±0.15 s.u.	P	None	Proactive	3GE1074	May-25
	pH 7.00b	6.95	s.u.	±0.15 s.u.	P	None	Proactive	3GE1252	May-25
	pH 10.00b	9.98	s.u.	±0.15 s.u.	P	None	Geotech	3GA1134	Jan-25
Horiba	SC 1000	980	µS/cm	±5%	P	None	Spectrum	2NA0056	Dec-25

Approx. every 8 hrs, unless only one well

CCV (Continued Calibration Verification):					Time:				
Buffer	Check Value	Units	Range	Pass/Fail	Calibrate?	Adjusted Reading	Manufacturer	Lot#	Exp.
pH 4.00a		s.u.	±0.1 s.u.				MSI	023310-01	11/10/2025
pH 7.00a		s.u.	±0.1 s.u.				MSI	024145-01	5/29/2026
pH 10.00a		s.u.	±0.1 s.u.				MSI	024072-02	3/21/2026
SC 1000		µS/cm	±5%				Spectrum	2NA0024	Dec-25
DO (Zero pt)		mg/L	±0.1 mg/L				Macron	#000228049	8/26/2025
Turbidity (DI)		NTU	<2 NTU				Pace Labs	N/A (DI)	N/A (DI)

Approx. every 8 hrs, unless only one well

Comments: Only one well
App 2/12/25
Water & Level Meter Heron Dipper-T 19FF211192HB

Signature:	JBohannan	Date:	1/7/2025

App

Multiparameter Meter Field Calibration Checklist

Field Personnel:	Austin Moore	Location:	Duck creek
Weather:	Sunny 24° 7mph wind NW	Environment:	Snow woods

Multiparameter Water Meter	Make:	Horiba	Model:	U-5000	Serial Number:	AGJTK 4XG	
Water Level Meter	Make:	Heron	Model:	INT	Serial Number:	19FF220213/ML	

Buffer	Check Value	Units	Range	Pass/Fail	Calibrate?	Adjusted Reading	Manufacturer	Lot#	Exp.
pH 4.00a	3.95	s.u.	±0.1 s.u.	P	N	N/A	MSI	023310-01	11/10/2025
pH 7.00a	7.02	s.u.	±0.1 s.u.				MSI	024145-01	5/29/2026
pH 10.00a	10.08	s.u.	±0.1 s.u.				MSI	024072-02	3/21/2026
SC Zero (DI)	0.0	µS/cm	0<25 µS/cm				Pace Labs	N/A (DI)	N/A (DI)
SC 2000	1990	µS/cm	±5%				Proactive	4GJ1615	Oct-25
ORP	245	mV	±15 mV				In-Situ	4GJ0045	Jul-25
DO (Zero pt)	0.0	mg/L	±0.1				Macron	#000228049	8/26/2025
DO (Saturated)	98.7	%	97-100%				Pace Labs	N/A (DI)	N/A (DI)
Turbidity (DI)	0.0	NTU	<2 NTU				Pace Labs	N/A (DI)	N/A (DI)

Approx. every 8 hrs, unless only one well

ICV (Initial Calibration Verification) Time: 1417

Buffer	Check Value	Units	Range	Pass/Fail	Action Taken?	Manufacturer	Lot#	Exp.
pH 4.00b	3.98	s.u.	±0.15 s.u.	P	N	Proactive	3GE1074	May-25
pH 7.00b	7.01	s.u.	±0.15 s.u.			Proactive	3GE1252	May-25
pH 10.00b	10.02	s.u.	±0.15 s.u.			Geotech	3GA1134	Jan-25
SC 1000	990	µS/cm	±5%			Spectrum	2NA0056	Dec-25

Approx. every 8 hrs, unless only one well

CCV (Continued Calibration Verification): Time:

Buffer	Check Value	Units	Range	Pass/Fail	Calibrate?	Adjusted Reading	Manufacturer	Lot#	Exp.
pH 4.00a		s.u.	±0.1 s.u.				MSI	023310-01	11/10/2025
pH 7.00a		s.u.	±0.1 s.u.				MSI	024145-01	5/29/2026
pH 10.00a		s.u.	±0.1 s.u.				MSI	024072-02	3/21/2026
SC 1000		µS/cm	±5%				Spectrum	2NA0024	Dec-25
DO (Zero pt)		mg/L	±0.1 mg/L				Macron	#000228049	8/26/2025
Turbidity (DI)		NTU	<2 NTU				Pace Labs	N/A (DI)	N/A (DI)

Approx. every 8 hrs, unless only one well

Comments: Only one well completed

Signature: [signature] Date: 7-Jun-25

ATTACHMENT B.
845 QUARTERLY REPORT - QUARTER 1, 2025
DUCK CREEK POWER PLANT, BOTTOM ASH BASIN
DC-845-205

Multiparameter Meter Field Calibration Checklist

Field Personnel:	AJW	Location:	Duck Creek
Weather:	Sunny 15°-24° Seven Wind NW	Environment:	Snowy, grassy, muddy

Multiparameter Water Meter	Make: Horiba	Model: U-5000	Serial Number: 3T85NNNF		
Water Level Meter	Make: Heron	Model: Diver-T	Serial Number: 3717-T		

Buffer	Check Value	Units	Range	Pass/Fail	Calibrate?	Adjusted Reading	Manufacturer	Lot#	Exp.
pH 4.00a	5.51	s.u.	±0.1 s.u.	F	Yes	4.00	MSI	023310-01	11/10/2025
pH 7.00a	6.87	s.u.	±0.1 s.u.	F	Yes	7.00	MSI	024145-01	5/29/2026
pH 10.00a	10.05	s.u.	±0.1 s.u.	P	No	N/A	MSI	024072-02	3/21/2026
SC Zero (DI)	0.0	µS/cm	0<25 µS/cm	P	No	N/A	Pace Labs	N/A (DI)	N/A (DI)
SC 2000	2030	µS/cm	±5%	P	No	N/A	Proactive	4GJ1615	Oct-25
ORP	242	mV	±15 mV	P	No	N/A	In-Situ	4GJ0045	Jul-25
DO (Zero pt)	0.0	mg/L	±0.1	P	No	N/A	Macron	#000228049	8/26/2025
DO (Saturated)	98.1	%	97-100%	P	No	N/A	Pace Labs	N/A (DI)	N/A (DI)
Turbidity (DI)	0.0	NTU	<2 NTU	P	No	N/A	Pace Labs	N/A (DI)	N/A (DI)

Approx. every 8 hrs, unless only one well

ICV (Initial Calibration Verification) Time: 7:40

Buffer	Check Value	Units	Range	Pass/Fail	Action Taken?	Manufacturer	Lot#	Exp.
pH 4.00b	3.95	s.u.	±0.15 s.u.	P	No	Proactive	3GE1074	May-25
pH 7.00b	6.90	s.u.	±0.15 s.u.	P	No	Proactive	3GE1252	May-25
pH 10.00b	9.97	s.u.	±0.15 s.u.	P	No	Geotech	3GA1134	Jan-25
SC 1000	1020	µS/cm	±5%	P	No	Spectrum	2NA0056	Dec-25

Approx. every 8 hrs, unless only one well

CCV (Continued Calibration Verification): Time: 15:30

Buffer	Check Value	Units	Range	Pass/Fail	Calibrate?	Adjusted Reading	Manufacturer	Lot#	Exp.
pH 4.00a	3.94	s.u.	±0.1 s.u.	P	No	N/A	MSI	023310-01	11/10/2025
pH 7.00a	6.98	s.u.	±0.1 s.u.	P	No	N/A	MSI	024145-01	5/29/2026
pH 10.00a	10.02	s.u.	±0.1 s.u.	P	No	N/A	MSI	024072-02	3/21/2026
SC 1000	1010	µS/cm	±5%	P	No	N/A	Spectrum	2NA0024	Dec-25
DO (Zero pt)	0.0	mg/L	±0.1 mg/L	P	No	N/A	Macron	#000228049	8/26/2025
Turbidity (DI)	0.0	NTU	<2 NTU	P	No	N/A	Pace Labs	N/A (DI)	N/A (DI)

Approx. every 8 hrs, unless only one well

Comments:

~~Signature:~~ Date:	01/08/25	~~Date:~~ Signature:	[signature]

Multiparameter Meter Field Calibration Checklist

Field Personnel:	Jordan Bohannan	Location:	Duck Creek
Weather:	23°F, Sunny	Environment:	Snow, Grass, mud

Multiparameter Water Meter	Make:	Horiba	Model:	U-5000	Serial Number:	WU G83C85	
Water Level Meter	Make:	Heron	Model:	Dipper T	Serial Number:	19FF211192HB	

Buffer	Check Value	Units	Range	Pass/Fail	Calibrate?	Adjusted Reading	Manufacturer	Lot#	Exp.
pH 4.00a	4.05	s.u.	±0.1 s.u.	P	No	N/A	MSI	023310-01	11/10/2025
pH 7.00a	7.08	s.u.	±0.1 s.u.				MSI	024145-01	5/29/2026
pH 10.00a	10.09	s.u.	±0.1 s.u.				MSI	024072-02	3/21/2026
SC Zero (DI)	0.00	µS/cm	0<25 µS/cm				Pace Labs	N/A (DI)	N/A (DI)
SC 2000	2010	µS/cm	±5%				Proactive	4GJ1615	Oct-25
ORP	237	mV	±15 mV				In-Situ	4GJ0045	Jul-25
DO (Zero pt)	0.00	mg/L	±0.1				Macron	#000228049	8/26/2025
DO (Saturated)	100	%	97-100%				Pace Labs	N/A (DI)	N/A (DI)
Turbidity (DI)	0.00	NTU	<2 NTU				Pace Labs	N/A (DI)	N/A (DI)

Approx. every 8 hrs, unless only one well

ICV (Initial Calibration Verification) Time: 1030

Buffer	Check Value	Units	Range	Pass/Fail	Action Taken?	Manufacturer	Lot#	Exp.
pH 4.00b	3.95	s.u.	±0.15 s.u.	P	None	Proactive	3GE1074	May-25
pH 7.00b	6.97	s.u.	±0.15 s.u.			Proactive	3GE1252	May-25
pH 10.00b	10.03	s.u.	±0.15 s.u.			Geotech	3GA1134	Jan-25
SC 1000	1008	µS/cm	±5%			Spectrum	2NA0056	Dec-25

Approx. every 8 hrs, unless only one well

CCV (Continued Calibration Verification): Time: 1545

Buffer	Check Value	Units	Range	Pass/Fail	Calibrate?	Adjusted Reading	Manufacturer	Lot#	Exp.
pH 4.00a	4.07	s.u.	±0.1 s.u.	P	No	NA	MSI	023310-01	11/10/2025
pH 7.00a	7.03	s.u.	±0.1 s.u.				MSI	024145-01	5/29/2026
pH 10.00a	10.05	s.u.	±0.1 s.u.				MSI	024072-02	3/21/2026
SC 1000	997	µS/cm	±5%				Spectrum	2NA0024	Dec-25
DO (Zero pt)	0.00	mg/L	±0.1 mg/L				Macron	#000228049	8/26/2025
Turbidity (DI)	0.00	NTU	<2 NTU				Pace Labs	N/A (DI)	N/A (DI)

Approx. every 8 hrs, unless only one well

Comments:

Signature:	Bohannan	Date:	1/8/2025

ATTACHMENT B.
845 QUARTERLY REPORT - QUARTER 1, 2025
DUCK CREEK POWER PLANT, BOTTOM ASH BASIN
DC-845-205

Multiparameter Meter Field Calibration Checklist

Field Personnel:	AJW	Location:	Duck Creek
Weather:	Sunny 12°-27° 7mph wind SW	Environment:	Snowy, grassy, muddy

Multiparameter Water Meter	Make: Horiba	Model: U-5000	Serial Number: 3T85NNNF		
Water Level Meter	Make: Heron	Model: Diver-T	Serial Number: 3717-T		

Buffer	Check Value	Units	Range	Pass/Fail	Calibrate?	Adjusted Reading	Manufacturer	Lot#	Exp.
pH 4.00a	4.20	s.u.	±0.1 s.u.	F	Yes	4.00	MSI	023310-01	11/10/2025
pH 7.00a	6.94	s.u.	±0.1 s.u.	P	NO	N/A	MSI	024145-01	5/29/2026
pH 10.00a	10.12	s.u.	±0.1 s.u.	F	YES	10.01	MSI	024072-02	3/21/2026
SC Zero (DI)	0.0	µS/cm	0<25 µS/cm	P	NO	N/A	Pace Labs	N/A (DI)	N/A (DI)
SC 2000	2040	µS/cm	±5%	P	NO	N/A	Proactive	4GJ1615	Oct-25
ORP	242	mV	±15 mV	P	NO	N/A	In-Situ	4GJ0045	Jul-25
DO (Zero pt)	0.0	mg/L	±0.1	P	NO	N/A	Macron	#000228049	8/26/2025
DO (Saturated)	99.3	%	97-100%	P	NO	N/A	Pace Labs	N/A (DI)	N/A (DI)
Turbidity (DI)	0.0	NTU	<2 NTU	P	NO	N/A	Pace Labs	N/A (DI)	N/A (DI)

Approx. every 8 hrs, unless only one well

ICV (Initial Calibration Verification) Time: 7:27

Buffer	Check Value	Units	Range	Pass/Fail	Action Taken?	Manufacturer	Lot#	Exp.
pH 4.00b	3.94	s.u.	±0.15 s.u.	P	NO	Proactive	3GE1074	May-25
pH 7.00b	6.80	s.u.	±0.15 s.u.	F	yes/7.01	Proactive	3GE1252	May-25
pH 10.00b	9.93	s.u.	±0.15 s.u.	P	NO	Geotech	3GA1134	Jan-25
SC 1000	1030	µS/cm	±5%	P	NO	Spectrum	2NA0056	Dec-25

Approx. every 8 hrs, unless only one well

CCV (Continued Calibration Verification): Time: 16:00

Buffer	Check Value	Units	Range	Pass/Fail	Calibrate?	Adjusted Reading	Manufacturer	Lot#	Exp.
pH 4.00a	4.08	s.u.	±0.1 s.u.	P	NO	N/A	MSI	023310-01	11/10/2025
pH 7.00a	7.01	s.u.	±0.1 s.u.	P	NO	N/A	MSI	024145-01	5/29/2026
pH 10.00a	10.05	s.u.	±0.1 s.u.	P	NO	N/A	MSI	024072-02	3/21/2026
SC 1000	1010	µS/cm	±5%	P	NO	N/A	Spectrum	2NA0024	Dec-25
DO (Zero pt)	0.0	mg/L	±0.1 mg/L	P	NO	N/A	Macron	#000228049	8/26/2025
Turbidity (DI)	0.0	NTU	<2 NTU	P	NO	N/A	Pace Labs	N/A (DI)	N/A (DI)

Approx. every 8 hrs, unless only one well

Comments:

Signature:	Andy Wetzler	Date:	01/09/25

ATTACHMENT B.
845 QUARTERLY REPORT - QUARTER 1, 2025
DUCK CREEK POWER PLANT, BOTTOM ASH BASIN
DC-845-205

Multiparameter Meter Field Calibration Checklist

Field Personnel:	Jordan Bohannon	Location:	Duck creek
Weather:	Sunny 12-27° Wind SW 7mph	Environment:	Snow, grass, mud

Multiparameter Water Meter	Make:	Horiba	Model:	U-5000	Serial Number:	WUG83C85	
Water Level Meter	Make:	Heron	Model:	Dipper T	Serial Number:	19FFZ111192HB	

Buffer	Check Value	Units	Range	Pass/Fail	Calibrate?	Adjusted Reading	Manufacturer	Lot#	Exp.
pH 4.00a	4.04	s.u.	±0.1 s.u.	P	NO	NA	MSI	023310-01	11/10/2025
pH 7.00a	7.00	s.u.	±0.1 s.u.				MSI	024145-01	5/29/2026
pH 10.00a	10.06	s.u.	±0.1 s.u.				MSI	024072-02	3/21/2026
SC Zero (DI)	0.0	µS/cm	0<25 µS/cm				Pace Labs	N/A (DI)	N/A (DI)
SC 2000	2010	µS/cm	±5%				Proactive	4GJ1615	Oct-25
ORP	238	mV	±15 mV				In-Situ	4GJ0045	Jul-25
DO (Zero pt)	0.00	mg/L	±0.1				Macron	#000228049	8/26/2025
DO (Saturated)	98.7	%	97-100%				Pace Labs	N/A (DI)	N/A (DI)
Turbidity (DI)	0.0	NTU	<2 NTU				Pace Labs	N/A (DI)	N/A (DI)

Approx. every 8 hrs, unless only one well

ICV (Initial Calibration Verification) Time: 10:00

Buffer	Check Value	Units	Range	Pass/Fail	Action Taken?	Manufacturer	Lot#	Exp.
pH 4.00b	3.99	s.u.	±0.15 s.u.	P	N/A	Proactive	3GE1074	May-25
pH 7.00b	6.93	s.u.	±0.15 s.u.			Proactive	3GE1252	May-25
pH 10.00b	10.10	s.u.	±0.15 s.u.			Geotech	3GA1134	Jan-25
SC 1000	991	µS/cm	±5%			Spectrum	2NA0056	Dec-25

Approx. every 8 hrs, unless only one well

CCV (Continued Calibration Verification): Time: 16:05

Buffer	Check Value	Units	Range	Pass/Fail	Calibrate?	Adjusted Reading	Manufacturer	Lot#	Exp.
pH 4.00a	4.05	s.u.	±0.1 s.u.	P	NO	NA	MSI	023310-01	11/10/2025
pH 7.00a	7.06	s.u.	±0.1 s.u.				MSI	024145-01	5/29/2026
pH 10.00a	10.07	s.u.	±0.1 s.u.				MSI	024072-02	3/21/2026
SC 1000	1020	µS/cm	±5%				Spectrum	2NA0024	Dec-25
DO (Zero pt)	0.00	mg/L	±0.1 mg/L				Macron	#000228049	8/26/2025
Turbidity (DI)	0.0	NTU	<2 NTU				Pace Labs	N/A (DI)	N/A (DI)

Approx. every 8 hrs, unless only one well

Comments:

Signature: [signature] Date: 1/9/2025

for Jordan Bohannon

ATTACHMENT B.
845 QUARTERLY REPORT - QUARTER 1, 2025
DUCK CREEK POWER PLANT, BOTTOM ASH BASIN
DC-845-205

Multiparameter Meter Field Calibration Checklist

Field Personnel:	AJW	Location:	Duck Creek
Weather:	Sunny 10°-21° 13mph Wind NW	Environment:	Snowy, grassy, muddy

Multiparameter Water Meter	Make:	Horiba	Model:	U-5000	Serial Number:	3T85NNNF
Water Level Meter	Make:	Heron	Model:	Dipper-T	Serial Number:	3717-T

Buffer	Check Value	Units	Range	Pass/Fail	Calibrate?	Adjusted Reading	Manufacturer	Lot#	Exp.
pH 4.00a	4.09	s.u.	±0.1 s.u.	P	NO	N/A	MSI	023310-01	11/10/2025
pH 7.00a	6.92	s.u.	±0.1 s.u.	P	NO	N/A	MSI	024145-01	5/29/2026
pH 10.00a	10.01	s.u.	±0.1 s.u.	P	NO	N/A	MSI	024072-02	3/21/2026
SC Zero (DI)	0.0	µS/cm	0<25 µS/cm	P	NO	N/A	Pace Labs	N/A (DI)	N/A (DI)
SC 2000	2010	µS/cm	±5%	P	NO	N/A	Proactive	4GJ1615	Oct-25
ORP	242	mV	±15 mV	P	NO	N/A	In-Situ	4GJ0045	Jul-25
DO (Zero pt)	0.0	mg/L	±0.1	P	NO	N/A	Macron	#000228049	8/26/2025
DO (Saturated)	97.7	%	97-100%	P	NO	N/A	Pace Labs	N/A (DI)	N/A (DI)
Turbidity (DI)	0.0	NTU	<2 NTU	P	NO	N/A	Pace Labs	N/A (DI)	N/A (DI)

Approx. every 8 hrs, unless only one well

ICV (Initial Calibration Verification) Time: 7:36

Buffer	Check Value	Units	Range	Pass/Fail	Action Taken?	Manufacturer	Lot#	Exp.
pH 4.00b	4.01	s.u.	±0.15 s.u.	P	NO	Proactive	3GE1074	May-25
pH 7.00b	6.79	s.u.	±0.15 s.u.	F	Yes / 7.00	Proactive	3GE1252	May-25
pH 10.00b	9.98	s.u.	±0.15 s.u.	P	NO	Proactive	3GE0965	May-25
SC 1000	1040	µS/cm	±5%	P	NO	Reagents	8405243	Jun-26

Approx. every 8 hrs, unless only one well

CCV (Continued Calibration Verification): Time: 16:01

Buffer	Check Value	Units	Range	Pass/Fail	Calibrate?	Adjusted Reading	Manufacturer	Lot#	Exp.
pH 4.00a	4.02	s.u.	±0.1 s.u.	P	NO	N/A	MSI	023310-01	11/10/2025
pH 7.00a	6.97	s.u.	±0.1 s.u.	P			MSI	024145-01	5/29/2026
pH 10.00a	10.02	s.u.	±0.1 s.u.	P			MSI	024072-02	3/21/2026
SC 1000	1020	µS/cm	±5%	P			Spectrum	2NA0024	Dec-25
DO (Zero pt)	0.0	mg/L	±0.1 mg/L	P			Macron	#000228049	8/26/2025
Turbidity (DI)	0.0	NTU	<2 NTU	P			Pace Labs	N/A (DI)	N/A (DI)

Approx. every 8 hrs, unless only one well

Comments:

Signature:	Kirby Wetstein	Date:	01/13/25

Multiparameter Meter Field Calibration Checklist

Field Personnel:	Austin Moore	Location:	Duck creek
Weather:	21-1° sunny wind 11mph WNW	Environment:	Snow, woods

Multiparameter Water Meter	Make: Horiba/Oakton	Model: U-5000/PCT550	Serial Number:	AGJIK4XG/3058519	
Water Level Meter	Make: WT	Model: Herron	Serial Number:	19FF2202131ML	

Buffer	Check Value	Units	Range	Pass/Fail	Calibrate?	Adjusted Reading	Manufacturer	Lot#	Exp.
pH 4.00a	4.04	s.u.	±0.1 s.u.	P	N	N/A	MSI	023310-01	11/10/2025
pH 7.00a	7.01	s.u.	±0.1 s.u.				MSI	024145-01	5/29/2026
pH 10.00a	9.98	s.u.	±0.1 s.u.				MSI	024072-02	3/21/2026
SC Zero (DI)	0.0	µS/cm	0<25 µS/cm				Pace Labs	N/A (DI)	N/A (DI)
SC 2000	1987	µS/cm	±5%				Proactive	4GJ1615	Oct-25
ORP	245	mV	±15 mV				In-Situ	4GJ0045	Jul-25
DO (Zero pt)	0.0	mg/L	±0.1				Macron	#000228049	8/26/2025
DO (Saturated)	99.2	%	97-100%				Pace Labs	N/A (DI)	N/A (DI)
Turbidity (DI)	0.0	NTU	<2 NTU				Pace Labs	N/A (DI)	N/A (DI)

Approx. every 8 hrs, unless only one well

ICV (Initial Calibration Verification) Time: 0925

Buffer	Check Value	Units	Range	Pass/Fail	Action Taken?	Manufacturer	Lot#	Exp.
pH 4.00b	4.06	s.u.	±0.15 s.u.	P	N/A	Proactive	3GE1074	May-25
pH 7.00b	7.03	s.u.	±0.15 s.u.			Proactive	3GE1252	May-25
pH 10.00b	10.02	s.u.	±0.15 s.u.			Proactive	3GE0965	May-25
SC 1000	1020	µS/cm	±5%			Reagents	8405243	Jun-26

Approx. every 8 hrs, unless only one well

CCV (Continued Calibration Verification): Time: 1606

Buffer	Check Value	Units	Range	Pass/Fail	Calibrate?	Adjusted Reading	Manufacturer	Lot#	Exp.
pH 4.00a	4.03	s.u.	±0.1 s.u.	P	N	N/A	MSI	023310-01	11/10/2025
pH 7.00a	7.01	s.u.	±0.1 s.u.				MSI	024145-01	5/29/2026
pH 10.00a	10.02	s.u.	±0.1 s.u.				MSI	024072-02	3/21/2026
SC 1000	1010	µS/cm	±5%				Spectrum	2NA0024	Dec-25
DO (Zero pt)	0.0	mg/L	±0.1 mg/L				Macron	#000228049	8/26/2025
Turbidity (DI)	0.0	NTU	<2 NTU				Pace Labs	N/A (DI)	N/A (DI)

Approx. every 8 hrs, unless only one well

Comments: Horiba PH and SC reads failing/can't calibrate, Used oakton

Signature: [illegible] Date: 13-Jan-25

ATTACHMENT B.
845 QUARTERLY REPORT - QUARTER 1, 2025
DUCK CREEK POWER PLANT, BOTTOM ASH BASIN
DC-845-205

Multiparameter Meter Field Calibration Checklist

Field Personnel:	AJW	Location:	Duck Creek
Weather:	Cloudy 80-15° 13mph Wind NW	Environment:	

Multiparameter Water Meter	Make:	Horiba	Model:	U-5000	Serial Number:	3T85NNNF	
Water Level Meter	Make:	Heron	Model:	Dipper-T	Serial Number:	3717-T	

Buffer	Check Value	Units	Range	Pass/Fail	Calibrate?	Adjusted Reading	Manufacturer	Lot#	Exp.
pH 4.00a	4.32	s.u.	±0.1 s.u.	F	yes	4.00	MSI	023310-01	11/10/2025
pH 7.00a	6.81	s.u.	±0.1 s.u.	F	yes	7.00	MSI	024145-01	5/29/2026
pH 10.00a	10.06	s.u.	±0.1 s.u.	P	No	N/A	MSI	024072-02	3/21/2026
SC Zero (DI)	0.0	µS/cm	0<25 µS/cm	P	No	N/A	Pace Labs	N/A (DI)	N/A (DI)
SC 2000	2040	µS/cm	±5%	P	No	N/A	Proactive	4GJ1615	Oct-25
ORP	242	mV	±15 mV	P	No	N/A	In-Situ	4GJ0045	Jul-25
DO (Zero pt)	0.0	mg/L	±0.1		No	N/A	Macron	#000228049	8/26/2025
DO (Saturated)	98.3	%	97-100%	P	No	N/A	Pace Labs	N/A (DI)	N/A (DI)
Turbidity (DI)	0.0	NTU	<2 NTU	P	No	N/A	Pace Labs	N/A (DI)	N/A (DI)

Approx. every 8 hrs, unless only one well

ICV (Initial Calibration Verification) Time: 7:27

Buffer	Check Value	Units	Range	Pass/Fail	Action Taken?	Manufacturer	Lot#	Exp.
pH 4.00b	3.95	s.u.	±0.15 s.u.	P	No	Proactive	3GE1074	May-25
pH 7.00b	6.94	s.u.	±0.15 s.u.	P	No	Proactive	3GE1252	May-25
pH 10.00b	10.01	s.u.	±0.15 s.u.	P	No	Proactive	3GE0965	May-25
SC 1000	1010	µS/cm	±5%	P	No	Reagents	8405243	Jun-26

Approx. every 8 hrs, unless only one well

CCV (Continued Calibration Verification): Time: 15:37

Buffer	Check Value	Units	Range	Pass/Fail	Calibrate?	Adjusted Reading	Manufacturer	Lot#	Exp.
pH 4.00a	4.09	s.u.	±0.1 s.u.	P	No	N/A	MSI	023310-01	11/10/2025
pH 7.00a	6.89	s.u.	±0.1 s.u.	P	No	N/A	MSI	024145-01	5/29/2026
pH 10.00a	10.04	s.u.	±0.1 s.u.	P	No	N/A	MSI	024072-02	3/21/2026
SC 1000	1030	µS/cm	±5%	P	No	N/A	Spectrum	2NA0024	Dec-25
DO (Zero pt)	0.0	mg/L	±0.1 mg/L	P	No	N/A	Macron	#000228049	8/26/2025
Turbidity (DI)	0.0	NTU	<2 NTU	P	No	N/A	Pace Labs	N/A (DI)	N/A (DI)

Approx. every 8 hrs, unless only one well

Comments:

Signature:	Lily Valentine	Date:	01/14/25

ATTACHMENT B.
845 QUARTERLY REPORT - QUARTER 1, 2025
DUCK CREEK POWER PLANT, BOTTOM ASH BASIN
DC-845-205

Multiparameter Meter Field Calibration Checklist

Field Personnel:	Jordan Bohannon	Location:	Duck Creek
Weather:	17°F, Sunny	Environment:	Snowy, Grassy

Multiparameter Water Meter	Make:	Horiba	Model:	U-5000	Serial Number:	WUG83C85	
Water Level Meter	Make:	Heron	Model:	Dipper-T	Serial Number:	19FF211192HB	

Buffer	Check Value	Units	Range	Pass/Fail	Calibrate?	Adjusted Reading	Manufacturer	Lot#	Exp.
pH 4.00a	4.07	s.u.	±0.1 s.u.	P	No	NA	MSI	023310-01	11/10/2025
pH 7.00a	7.03	s.u.	±0.1 s.u.				MSI	024145-01	5/29/2026
pH 10.00a	10.09	s.u.	±0.1 s.u.				MSI	024072-02	3/21/2026
SC Zero (DI)	0.00	µS/cm	0<25 µS/cm				Pace Labs	N/A (DI)	N/A (DI)
SC 2000	2011	µS/cm	±5%				Proactive	4GJ1615	Oct-25
ORP	236	mV	±15 mV				In-Situ	4GJ0045	Jul-25
DO (Zero pt)	0.00	mg/L	±0.1				Macron	#000228049	8/26/2025
DO (Saturated)	100%	%	97-100%				Pace Labs	N/A (DI)	N/A (DI)
Turbidity (DI)	0.00	NTU	<2 NTU				Pace Labs	N/A (DI)	N/A (DI)

Approx. every 8 hrs, unless only one well

ICV (Initial Calibration Verification) Time: 0945

Buffer	Check Value	Units	Range	Pass/Fail	Action Taken?	Manufacturer	Lot#	Exp.
pH 4.00b	4.01	s.u.	±0.15 s.u.	P	None	Proactive	3GE1074	May-25
pH 7.00b	7.02	s.u.	±0.15 s.u.			Proactive	3GE1252	May-25
pH 10.00b	10.04	s.u.	±0.15 s.u.			Geotech	3GA1134	Jan-25
SC 1000	1007	µS/cm	±5%			Spectrum	2NA0056	Dec-25

Approx. every 8 hrs, unless only one well

CCV (Continued Calibration Verification): Time: 1543

Buffer	Check Value	Units	Range	Pass/Fail	Calibrate?	Adjusted Reading	Manufacturer	Lot#	Exp.
pH 4.00a	4.07	s.u.	±0.1 s.u.	P	No	N/A	MSI	023310-01	11/10/2025
pH 7.00a	7.03	s.u.	±0.1 s.u.				MSI	024145-01	5/29/2026
pH 10.00a	10.07	s.u.	±0.1 s.u.				MSI	024072-02	3/21/2026
SC 1000	1009	µS/cm	±5%				Spectrum	2NA0024	Dec-25
DO (Zero pt)	0.00	mg/L	±0.1 mg/L				Macron	#000228049	8/26/2025
Turbidity (DI)	0.00	NTU	<2 NTU				Pace Labs	N/A (DI)	N/A (DI)

Approx. every 8 hrs, unless only one well

Comments:

Signature:	JBohannon	Date:	07/14/25

ATTACHMENT B.
845 QUARTERLY REPORT - QUARTER 1, 2025
DUCK CREEK POWER PLANT, BOTTOM ASH BASIN
DC-845-205

Multiparameter Meter Field Calibration Checklist

Field Personnel:	AJW	Location:	Duck Creek
Weather:	Sunny 40°. 20° 4mph Wind SW	Environment:	Snowy, grassy, muddy

Multiparameter Water Meter	Make:	Horiba	Model:	U-5000	Serial Number:	3T85NNNF	
Water Level Meter	Make:	Heron	Model:	Dipper-T	Serial Number:	3717-T	

Buffer	Check Value	Units	Range	Pass/Fail	Calibrate?	Adjusted Reading	Manufacturer	Lot#	Exp.
pH 4.00a	4.16	s.u.	±0.1 s.u.	F	Yes	3.99	MSI	023310-01	11/10/2025
pH 7.00a	6.79	s.u.	±0.1 s.u.	F	Yes	7.00	MSI	024145-01	5/29/2026
pH 10.00a	9.92	s.u.	±0.1 s.u.	P	No	N/A	MSI	024072-02	3/21/2026
SC Zero (DI)	0.0	µS/cm	0<25 µS/cm	P	No	N/A	Pace Labs	N/A (DI)	N/A (DI)
SC 2000	2010	µS/cm	±5%	P	No	N/A	Proactive	4GJ1615	Oct-25
ORP	249	mV	±15 mV	P	No	N/A	In-Situ	4GJ0045	Jul-25
DO (Zero pt)	0.0	mg/L	±0.1	P	No	N/A	Macron	#000228049	8/26/2025
DO (Saturated)	98.5	%	97-100%	P	No	N/A	Pace Labs	N/A (DI)	N/A (DI)
Turbidity (DI)	0.0	NTU	<2 NTU	P	No	N/A	Pace Labs	N/A (DI)	N/A (DI)

Approx. every 8 hrs, unless only one well

ICV (Initial Calibration Verification) Time: 7:50

Buffer	Check Value	Units	Range	Pass/Fail	Action Taken?	Manufacturer	Lot#	Exp.
pH 4.00b	4.08	s.u.	±0.15 s.u.	P	No	Proactive	3GE1074	May-25
pH 7.00b	7.13	s.u.	±0.15 s.u.	F	Yes/7.00	Proactive	3GE1252	May-25
pH 10.00b	10.08	s.u.	±0.15 s.u.	P	No	Proactive	3GE0965	May-25
SC 1000	1050	µS/cm	±5%	P	No	Reagents	8405243	Jun-26

Approx. every 8 hrs, unless only one well

CCV (Continued Calibration Verification): Time: 15:21

Buffer	Check Value	Units	Range	Pass/Fail	Calibrate?	Adjusted Reading	Manufacturer	Lot#	Exp.
pH 4.00a	4.06	s.u.	±0.1 s.u.	P	No	N/A	MSI	023310-01	11/10/2025
pH 7.00a	7.04	s.u.	±0.1 s.u.	P	No	N/A	MSI	024145-01	5/29/2026
pH 10.00a	10.02	s.u.	±0.1 s.u.	P	No	N/A	MSI	024072-02	3/21/2026
SC 1000	1030	µS/cm	±5%	P	No	N/A	Spectrum	2NA0024	Dec-25
DO (Zero pt)	0.0	mg/L	±0.1 mg/L	P	No	N/A	Macron	#000228049	8/26/2025
Turbidity (DI)	0.0	NTU	<2 NTU	P	No	N/A	Pace Labs	N/A (DI)	N/A (DI)

Approx. every 8 hrs, unless only one well

Comments:

Signature:	Andy Witestica	Date:	01/15/25

ATTACHMENT B.
845 QUARTERLY REPORT - QUARTER 1, 2025
DUCK CREEK POWER PLANT, BOTTOM ASH BASIN
DC-845-205

Multiparameter Meter Field Calibration Checklist

Field Personnel:	Austin Moore	Location:	Duck creek
Weather:	210-90 mostly cloudy wind 4mph SW	Environment:	Forest, snow

Multiparameter Water Meter	Make: Horiba	Model: U-52	Serial Number:	WUG-83C85	
Water Level Meter	Make: WT	Model: Heron	Serial Number:	19FF22021 3ML	

Buffer	Check Value	Units	Range	Pass/Fail	Calibrate?	Adjusted Reading	Manufacturer	Lot#	Exp.
pH 4.00a	4.03	s.u.	±0.1 s.u.	P	N	N/A	MSI	023310-01	11/10/2025
pH 7.00a	7.01	s.u.	±0.1 s.u.				MSI	024145-01	5/29/2026
pH 10.00a	10.02	s.u.	±0.1 s.u.				MSI	024072-02	3/21/2026
SC Zero (DI)	0.0	µS/cm	0<25 µS/cm				Pace Labs	N/A (DI)	N/A (DI)
SC 2000	2035	µS/cm	±5%				Proactive	4GJ1615	Oct-25
ORP		mV	±15 mV				In-Situ	4GJ0045	Jul-25
DO (Zero pt)	0.0	mg/L	±0.1				Macron	#000228049	8/26/2025
DO (Saturated)	99.2	%	97-100%				Pace Labs	N/A (DI)	N/A (DI)
Turbidity (DI)	0.0	NTU	<2 NTU				Pace Labs	N/A (DI)	N/A (DI)

Approx. every 8 hrs, unless only one well

ICV (Initial Calibration Verification) Time: 0901

Buffer	Check Value	Units	Range	Pass/Fail	Action Taken?	Manufacturer	Lot#	Exp.
pH 4.00b	4.06	s.u.	±0.15 s.u.	P	N/A	Proactive	3GE1074	May-25
pH 7.00b	7.03	s.u.	±0.15 s.u.			Proactive	3GE1252	May-25
pH 10.00b	10.09	s.u.	±0.15 s.u.			Geotech	3GA1134	Jan-25
SC 1000	1010	µS/cm	±5%			Spectrum	2NA0056	Dec-25

Approx. every 8 hrs, unless only one well

CCV (Continued Calibration Verification): Time: 1600

Buffer	Check Value	Units	Range	Pass/Fail	Calibrate?	Adjusted Reading	Manufacturer	Lot#	Exp.
pH 4.00a	4.01	s.u.	±0.1 s.u.	P	N	N/A	MSI	023310-01	11/10/2025
pH 7.00a	6.99	s.u.	±0.1 s.u.				MSI	024145-01	5/29/2026
pH 10.00a	9.94	s.u.	±0.1 s.u.				MSI	024072-02	3/21/2026
SC 1000	1030	µS/cm	±5%				Spectrum	2NA0024	Dec-25
DO (Zero pt)	0.0	mg/L	±0.1 mg/L				Macron	#000228049	8/26/2025
Turbidity (DI)	0.0	NTU	<2 NTU				Pace Labs	N/A (DI)	N/A (DI)

Approx. every 8 hrs, unless only one well

Comments:

Signature: [signature] Date: 15-Jan-25

ATTACHMENT B.
845 QUARTERLY REPORT - QUARTER 1, 2025
DUCK CREEK POWER PLANT, BOTTOM ASH BASIN
DC-845-205

Multiparameter Meter Field Calibration Checklist

Field Personnel:	Austin Moore	Location:	duck creek
Weather:	40°-25° Partly cloudy wind	Environment:	Snow, mud

Multiparameter Water Meter	Make: Horiba	Model: U-5000	Serial Number:	WUG83C85	
Water Level Meter	Make: IWT	Model: Heron	Serial Number:	19FT-220213ML	

Buffer	Check Value	Units	Range	Pass/Fail	Calibrate?	Adjusted Reading	Manufacturer	Lot#	Exp.
pH 4.00a	4.01	s.u.	±0.1 s.u.	P	N	N/A	MSI	023310-01	11/10/2025
pH 7.00a	7.08	s.u.	±0.1 s.u.				MSI	024145-01	5/29/2026
pH 10.00a	10.09	s.u.	±0.1 s.u.				MSI	024072-02	3/21/2026
SC Zero (DI)	0.0	µS/cm	0<25 µS/cm				Pace Labs	N/A (DI)	N/A (DI)
SC 2000	2020	µS/cm	±5%				Proactive	4GJ1615	Oct-25
ORP	236	mV	±15 mV				In-Situ	4GJ0045	Jul-25
DO (Zero pt)	0.0	mg/L	±0.1				Macron	#000228049	8/26/2025
DO (Saturated)	98.6	%	97-100%				Pace Labs	N/A (DI)	N/A (DI)
Turbidity (DI)	0.0	NTU	<2 NTU				Pace Labs	N/A (DI)	N/A (DI)

Approx. every 8 hrs, unless only one well

ICV (Initial Calibration Verification) Time: 1024

Buffer	Check Value	Units	Range	Pass/Fail	Action Taken?	Manufacturer	Lot#	Exp.
pH 4.00b	4.03	s.u.	±0.15 s.u.	P	N/A	Proactive	3GE1074	May-25
pH 7.00b	6.98	s.u.	±0.15 s.u.			Proactive	3GE1252	May-25
pH 10.00b	10.08	s.u.	±0.15 s.u.			Proactive	3GE0965	May-25
SC 1000	1030	µS/cm	±5%			Reagents	8405243	Jun-26

Approx. every 8 hrs, unless only one well

CCV (Continued Calibration Verification): Time: 1543

Buffer	Check Value	Units	Range	Pass/Fail	Calibrate?	Adjusted Reading	Manufacturer	Lot#	Exp.
pH 4.00a	4.01	s.u.	±0.1 s.u.	P	N	N/A	MSI	023310-01	11/10/2025
pH 7.00a	7.02	s.u.	±0.1 s.u.				MSI	024145-01	5/29/2026
pH 10.00a	10.05	s.u.	±0.1 s.u.				MSI	024072-02	3/21/2026
SC 1000	1010	µS/cm	±5%				Spectrum	2NA0024	Dec-25
DO (Zero pt)	0.0	mg/L	±0.1 mg/L				Macron	#000228049	8/26/2025
Turbidity (DI)	0.0	NTU	<2 NTU	P			Pace Labs	N/A (DI)	N/A (DI)

Approx. every 8 hrs, unless only one well

Comments:

Signature:	Austin AM	Date:	16-Jan-25

ATTACHMENT B.
845 QUARTERLY REPORT - QUARTER 1, 2025
DUCK CREEK POWER PLANT, BOTTOM ASH BASIN
DC-845-205

Multiparameter Meter Field Calibration Checklist

Field Personnel:	AJW	Location:	Duck Creek
Weather:	Sunny 26°-36° 13mph Wind NW	Environment:	Snowy, grassy, muddy
Multiparameter Water Meter	Make: Horiba	Model: U-5000	Serial Number: 3T8SNNNF
Water Level Meter	Make: Heron	Model: Dipper-T	Serial Number: 3717-T

Buffer	Check Value	Units	Range	Pass/Fail	Calibrate?	Adjusted Reading	Manufacturer	Lot#	Exp.
pH 4.00a	4.20	s.u.	±0.1 s.u.	F	yes	4.00	MSI	023310-01	11/10/2025
pH 7.00a	6.77	s.u.	±0.1 s.u.	F	yes	7.00	MSI	024145-01	5/29/2026
pH 10.00a	9.90	s.u.	±0.1 s.u.	P	No	N/A	MSI	024072-02	3/21/2026
SC Zero (DI)	0.0	µS/cm	0<25 µS/cm	P	No	N/A	Pace Labs	N/A (DI)	N/A (DI)
SC 2000	2040	µS/cm	±5%	P	NO	N/A	Proactive	4GJ1615	Oct-25
ORP	242	mV	±15 mV	P	NO	N/A	In-Situ	4GJ0045	Jul-25
DO (Zero pt)	0.0	mg/L	±0.1	P	No	N/A	Macron	#000228049	8/26/2025
DO (Saturated)	98.7	%	97-100%	P	NO	N/A	Pace Labs	N/A (DI)	N/A (DI)
Turbidity (DI)	0.0	NTU	<2 NTU	P	NO	N/A	Pace Labs	N/A (DI)	N/A (DI)

Approx. every 8 hrs, unless only one well

ICV (Initial Calibration Verification) — Time: 7:50

Buffer	Check Value	Units	Range	Pass/Fail	Action Taken?	Manufacturer	Lot#	Exp.
pH 4.00b	3.95	s.u.	±0.15 s.u.	P	NO	Proactive	3GE1074	May-25
pH 7.00b	7.12	s.u.	±0.15 s.u.	F	yes / 7.00	Proactive	3GE1252	May-25
pH 10.00b	10.11	s.u.	±0.15 s.u.	F	yes / 10.00	Proactive	3GE0965	May-25
SC 1000	1010	µS/cm	±5%	P	NO	Reagents	8405243	Jun-26

Approx. every 8 hrs, unless only one well

CCV (Continued Calibration Verification): — Time: 16:15

Buffer	Check Value	Units	Range	Pass/Fail	Calibrate?	Adjusted Reading	Manufacturer	Lot#	Exp.
pH 4.00a	4.08	s.u.	±0.1 s.u.	P	NO	N/A	MSI	023310-01	11/10/2025
pH 7.00a	6.94	s.u.	±0.1 s.u.	P	No	N/A	MSI	024145-01	5/29/2026
pH 10.00a	9.97	s.u.	±0.1 s.u.	P	NO	N/A	MSI	024072-02	3/21/2026
SC 1000	1020	µS/cm	±5%	P	NO	N/A	Spectrum	2NA0024	Dec-25
DO (Zero pt)	0.0	mg/L	±0.1 mg/L	P	NO	N/A	Macron	#000228049	8/26/2025
Turbidity (DI)	0.0	NTU	<2 NTU	P	NO	N/A	Pace Labs	N/A (DI)	N/A (DI)

Approx. every 8 hrs, unless only one well

Comments:

Signature:	Andy Kutiska	Date:	01/16/25

ATTACHMENT B.
845 QUARTERLY REPORT - QUARTER 1, 2025
DUCK CREEK POWER PLANT, BOTTOM ASH BASIN
DC-845-205

Multiparameter Meter Field Calibration Checklist

Field Personnel:	Austin Moore	Location:	Duck Creek
Weather:	14°-0° cloudy	Environment:	Forest, snow

Multiparameter Water Meter	Make:	Horiba	Model:	U-5000	Serial Number:	WU683C85	
Water Level Meter	Make:	WT	Model:	Heron	Serial Number:	19FF7202131AL	

Buffer	Check Value	Units	Range	Pass/Fail	Calibrate?	Adjusted Reading	Manufacturer	Lot#	Exp.
pH 4.00a	4.04	s.u.	±0.1 s.u.	P	N	N/A	MSI	023310-01	11/10/2025
pH 7.00a	7.07	s.u.	±0.1 s.u.				MSI	024145-01	5/29/2026
pH 10.00a	10.09	s.u.	±0.1 s.u.				MSI	024072-02	3/21/2026
SC Zero (DI)	0.0	µS/cm	0<25 µS/cm				Pace Labs	N/A (DI)	N/A (DI)
SC 2000	1980	µS/cm	±5%				Proactive	4GJ1615	Oct-25
ORP	247	mV	±15 mV				In-Situ	4GJ0045	Jul-25
DO (Zero pt)	0.0	mg/L	±0.1				Macron	#000228049	8/26/2025
DO (Saturated)	98.5	%	97-100%				Pace Labs	N/A (DI)	N/A (DI)
Turbidity (DI)	0.0	NTU	<2 NTU				Pace Labs	N/A (DI)	N/A (DI)

Approx. every 8 hrs, unless only one well

ICV (Initial Calibration Verification) Time: 0924

Buffer	Check Value	Units	Range	Pass/Fail	Action Taken?	Manufacturer	Lot#	Exp.
pH 4.00b	4.01	s.u.	±0.15 s.u.	P	N/A	Proactive	3GE1074	May-25
pH 7.00b	7.00	s.u.	±0.15 s.u.			Proactive	3GE1252	May-25
pH 10.00b	10.06	s.u.	±0.15 s.u.			Proactive	3GE0965	May-25
SC 1000	1023	µS/cm	±5%			Reagents	8405243	Jun-26

Approx. every 8 hrs, unless only one well

CCV (Continued Calibration Verification): Time: 1600

Buffer	Check Value	Units	Range	Pass/Fail	Calibrate?	Adjusted Reading	Manufacturer	Lot#	Exp.
pH 4.00a	4.03	s.u.	±0.1 s.u.	P	N	N/A	MSI	023310-01	11/10/2025
pH 7.00a	7.02	s.u.	±0.1 s.u.				MSI	024145-01	5/29/2026
pH 10.00a	10.05	s.u.	±0.1 s.u.				MSI	024072-02	3/21/2026
SC 1000	1010	µS/cm	±5%				Spectrum	2NA0024	Dec-25
DO (Zero pt)	0.0	mg/L	±0.1 mg/L				Macron	#000228049	8/26/2025
Turbidity (DI)	0.0	NTU	<2 NTU				Pace Labs	N/A (DI)	N/A (DI)

Approx. every 8 hrs, unless only one well

Comments:

Signature: Austin M Date: 20-Jan-25

Multiparameter Meter Field Calibration Checklist

Field Personnel:	Jordan Bohannan	Location:	Duck Creek
Weather:	6°F, 10mph winds, Sunny	Environment:	Landfill, Grassy

Multiparameter Water Meter	Make:	Horiba	Model:	U-5000	Serial Number: 3T85 NNNF
Water Level Meter	Make:	Heron	Model:	Dipper-T	Serial Number: 19FF 211192HB

Buffer	Check Value	Units	Range	Pass/Fail	Calibrate?	Adjusted Reading	Manufacturer	Lot#	Exp.
pH 4.00a	4.07	s.u.	±0.1 s.u.	P	No	N/A	MSI	023310-01	11/10/2025
pH 7.00a	6.81	s.u.	±0.1 s.u.	F	Yes	7.00	MSI	024145-01	5/29/2026
pH 10.00a	10.07	s.u.	±0.1 s.u.	P	No	N/A	MSI	024072-02	3/21/2026
SC Zero (DI)	0.00	µS/cm	0<25 µS/cm	P	No	N/A	Pace Labs	N/A (DI)	N/A (DI)
SC 2000	2011	µS/cm	±5%	P	No	N/A	Proactive	4GJ1615	Oct-25
ORP	232	mV	±15 mV	P	No	N/A	In-Situ	4GJ0045	Jul-25
DO (Zero pt)	0.00	mg/L	±0.1	P	No	N/A	Macron	#000228049	8/26/2025
DO (Saturated)	100	%	97-100%	P	No	N/A	Pace Labs	N/A (DI)	N/A (DI)
Turbidity (DI)	0.00	NTU	<2 NTU	P	No	N/A	Pace Labs	N/A (DI)	N/A (DI)

Approx. every 8 hrs, unless only one well

ICV (Initial Calibration Verification) Time: 0941

Buffer	Check Value	Units	Range	Pass/Fail	Action Taken?	Manufacturer	Lot#	Exp.
pH 4.00b	4.01	s.u.	±0.15 s.u.	P	None	Proactive	3GE1074	May-25
pH 7.00b	6.98	s.u.	±0.15 s.u.	P	None	Proactive	3GE1252	May-25
pH 10.00b	9.98	s.u.	±0.15 s.u.	P	None	Geotech	3GA1134	Jan-25
SC 1000	1005	µS/cm	±5%	P	None	Spectrum	2NA0056	Dec-25

Approx. every 8 hrs, unless only one well

CCV (Continued Calibration Verification): Time: 1550

Buffer	Check Value	Units	Range	Pass/Fail	Calibrate?	Adjusted Reading	Manufacturer	Lot#	Exp.
pH 4.00a	4.01	s.u.	±0.1 s.u.	P	NO	N/A	MSI	023310-01	11/10/2025
pH 7.00a	7.02	s.u.	±0.1 s.u.				MSI	024145-01	5/29/2026
pH 10.00a	10.03	s.u.	±0.1 s.u.				MSI	024072-02	3/21/2026
SC 1000	1007	µS/cm	±5%				Spectrum	2NA0024	Dec-25
DO (Zero pt)	0.00	mg/L	±0.1 mg/L				Macron	#000228049	8/26/2025
Turbidity (DI)	0.00	NTU	<2 NTU				Pace Labs	N/A (DI)	N/A (DI)

Approx. every 8 hrs, unless only one well

Comments:

Signature: Bohannan Date: 01/20/2025

ATTACHMENT B.
845 QUARTERLY REPORT - QUARTER 1, 2025
DUCK CREEK POWER PLANT, BOTTOM ASH BASIN
DC-845-205

Multiparameter Meter Field Calibration Checklist

Field Personnel:	AJW	Location:	Duck Creek
Weather:	Cloudy,	Environment:	grassy, muddy

Multiparameter Water Meter	Make:	Horiba	Model:	U-5000	Serial Number:	3T85NNNF	
Water Level Meter	Make:	Heron	Model:	Dipper-T	Serial Number:	3717-T	

Buffer	Check Value	Units	Range	Pass/Fail	Calibrate?	Adjusted Reading	Manufacturer	Lot#	Exp.
pH 4.00a	4.15	s.u.	±0.1 s.u.	F	yes	4.00	MSI	023310-01	11/10/2025
pH 7.00a	6.93	s.u.	±0.1 s.u.	P	No	N/A	MSI	024145-01	5/29/2026
pH 10.00a	10.30	s.u.	±0.1 s.u.	F	yes	10.00	MSI	024072-02	3/21/2026
SC Zero (DI)	0.0	µS/cm	0<25 µS/cm	P	No	N/A	Pace Labs	N/A (DI)	N/A (DI)
SC 2000	2010	µS/cm	±5%	P	No	N/A	Proactive	4GJ1615	Oct-25
ORP	242	mV	±15 mV	P	No	N/A	In-Situ	4GJ0045	Jul-25
DO (Zero pt)	0.0	mg/L	±0.1	P	No	N/A	Macron	#000228049	8/26/2025
DO (Saturated)	98.5	%	97-100%	P	No	N/A	Pace Labs	N/A (DI)	N/A (DI)
Turbidity (DI)	0.0	NTU	<2 NTU	P	No	N/A	Pace Labs	N/A (DI)	N/A (DI)

Approx. every 8 hrs, unless only one well

ICV (Initial Calibration Verification) Time: 9:15

Buffer	Check Value	Units	Range	Pass/Fail	Action Taken?	Manufacturer	Lot#	Exp.
pH 4.00b	4.07	s.u.	±0.15 s.u.	P	No	Proactive	3GE1074	May-25
pH 7.00b	7.02	s.u.	±0.15 s.u.	P	No	Proactive	3GE1252	May-25
pH 10.00b	9.98	s.u.	±0.15 s.u.	P	No	Proactive	3GE0965	May-25
SC 1000	1030	µS/cm	±5%	P	No	Reagents	8405243	Jun-26

Approx. every 8 hrs, unless only one well

CCV (Continued Calibration Verification): Time: 15:10

Buffer	Check Value	Units	Range	Pass/Fail	Calibrate?	Adjusted Reading	Manufacturer	Lot#	Exp.
pH 4.00a	4.02	s.u.	±0.1 s.u.	P	No	N/A	MSI	023310-01	11/10/2025
pH 7.00a	6.97	s.u.	±0.1 s.u.	P	No	N/A	MSI	024145-01	5/29/2026
pH 10.00a	9.96	s.u.	±0.1 s.u.	P	No	N/A	MSI	024072-02	3/21/2026
SC 1000	1020	µS/cm	±5%	P	No	N/A	Spectrum	2NA0024	Dec-25
DO (Zero pt)	0.0	mg/L	±0.1 mg/L	P	No	N/A	Macron	#000228049	8/26/2025
Turbidity (DI)	0.0	NTU	<2 NTU	P	No	N/A	Pace Labs	N/A (DI)	N/A (DI)

Approx. every 8 hrs, unless only one well

Comments:

Signature:	Andy Wetstein	Date:	01/22/25

ATTACHMENT B.
845 QUARTERLY REPORT - QUARTER 1, 2025
DUCK CREEK POWER PLANT, BOTTOM ASH BASIN
DC-845-205

Multiparameter Meter Field Calibration Checklist

Field Personnel:	Jordan Bohannon	Location:	Duck creek
Weather:		Environment:	grass, mud

Multiparameter Water Meter	Make:	Horiba	Model:	U5000	Serial Number:	WUG83C85	
Water Level Meter	Make:	Heron	Model:	Dipper T	Serial Number:	19FF211192HB	

Buffer	Check Value	Units	Range	Pass/Fail	Calibrate?	Adjusted Reading	Manufacturer	Lot#	Exp.
pH 4.00a	4.01	s.u.	±0.1 s.u.	P	NO	N/A	MSI	023310-01	11/10/2025
pH 7.00a	7.01	s.u.	±0.1 s.u.				MSI	024145-01	5/29/2026
pH 10.00a	10.04	s.u.	±0.1 s.u.				MSI	024072-02	3/21/2026
SC Zero (DI)	0.0	µS/cm	0<25 µS/cm				Pace Labs	N/A (DI)	N/A (DI)
SC 2000	2040	µS/cm	±5%				Proactive	4GJ1615	Oct-25
ORP	240	mV	±15 mV				In-Situ	4GJ0045	Jul-25
DO (Zero pt)	0.00	mg/L	±0.1				Macron	#000228049	8/26/2025
DO (Saturated)	100	%	97-100%				Pace Labs	N/A (DI)	N/A (DI)
Turbidity (DI)	0.0	NTU	<2 NTU	—	—	—	Pace Labs	N/A (DI)	N/A (DI)

Approx. every 8 hrs, unless only one well

ICV (Initial Calibration Verification) Time: 1200

Buffer	Check Value	Units	Range	Pass/Fail	Action Taken?	Manufacturer	Lot#	Exp.
pH 4.00b	3.98	s.u.	±0.15 s.u.	P	N/A	Proactive	3GE1074	May-25
pH 7.00b	6.91	s.u.	±0.15 s.u.			Proactive	3GE1252	May-25
pH 10.00b	10.07	s.u.	±0.15 s.u.			Geotech	3GA1134	Jan-25
SC 1000	987	µS/cm	±5%	—	—	Spectrum	2NA0056	Dec-25

Approx. every 8 hrs, unless only one well

CCV (Continued Calibration Verification): Time: 1500

Buffer	Check Value	Units	Range	Pass/Fail	Calibrate?	Adjusted Reading	Manufacturer	Lot#	Exp.
pH 4.00a	4.07	s.u.	±0.1 s.u.	P	NO	N/A	MSI	023310-01	11/10/2025
pH 7.00a	7.02	s.u.	±0.1 s.u.				MSI	024145-01	5/29/2026
pH 10.00a	10.08	s.u.	±0.1 s.u.				MSI	024072-02	3/21/2026
SC 1000	999	µS/cm	±5%				Spectrum	2NA0024	Dec-25
DO (Zero pt)	0.00	mg/L	±0.1 mg/L				Macron	#000228049	8/26/2025
Turbidity (DI)	0.0	NTU	<2 NTU	—	—	—	Pace Labs	N/A (DI)	N/A (DI)

Approx. every 8 hrs, unless only one well

Comments:

Signature:	[signature]	Date:	1/27/2025

for Jordan Bohannon

ATTACHMENT B.
845 QUARTERLY REPORT - QUARTER 1, 2025
DUCK CREEK POWER PLANT, BOTTOM ASH BASIN
DC-845-205

Multiparameter Meter Field Calibration Checklist

Field Personnel:	AJW	Location:	Duck Creek
Weather:	Sunny 290-48° 4mph Wind SW	Environment:	grassy, muddy, dusty

Multiparameter Water Meter	Make:	Horiba	Model:	U-5000	Serial Number:	3T85NNNF	
Water Level Meter	Make:	Heron	Model:	Dipper-T	Serial Number:	3717-T	

Buffer	Check Value	Units	Range	Pass/Fail	Calibrate?	Adjusted Reading	Manufacturer	Lot#	Exp.
pH 4.00a	4.13	s.u.	±0.1 s.u.	F	yes	4.00	MSI	023310-01	11/10/2025
pH 7.00a	6.76	s.u.	±0.1 s.u.	F	yes	7.00	MSI	024145-01	5/29/2026
pH 10.00a	10.22	s.u.	±0.1 s.u.	F	yes	10.00	MSI	024072-02	3/21/2026
SC Zero (DI)	0.0	µS/cm	0<25 µS/cm	P	No	N/A	Pace Labs	N/A (DI)	N/A (DI)
SC 2000	2020	µS/cm	±5%	P	No	N/A	Proactive	4GJ1615	Oct-25
ORP	245	mV	±15 mV	P	No	N/A	In-Situ	4GJ0045	Jul-25
DO (Zero pt)	0.0	mg/L	±0.1	P	No	N/A	Macron	#000228049	8/26/2025
DO (Saturated)	98.3	%	97-100%	P	No	N/A	Pace Labs	N/A (DI)	N/A (DI)
Turbidity (DI)	0.0	NTU	<2 NTU	P	No	N/A	Pace Labs	N/A (DI)	N/A (DI)

Approx. every 8 hrs, unless only one well

ICV (Initial Calibration Verification) Time: 7:16

Buffer	Check Value	Units	Range	Pass/Fail	Action Taken?	Manufacturer	Lot#	Exp.
pH 4.00b	3.90	s.u.	±0.15 s.u.	P	No	Proactive	3GE1074	May-25
pH 7.00b	6.99	s.u.	±0.15 s.u.	P	NO	Proactive	3GE1252	May-25
pH 10.00b	9.88	s.u.	±0.15 s.u.	P	NO	Proactive	3GE0965	May-25
SC 1000	968	µS/cm	±5%	P	NO	Reagents	8405243	Jun-26

Approx. every 8 hrs, unless only one well

CCV (Continued Calibration Verification): Time: 15:15

Buffer	Check Value	Units	Range	Pass/Fail	Calibrate?	Adjusted Reading	Manufacturer	Lot#	Exp.
pH 4.00a	4.06	s.u.	±0.1 s.u.	P	N/A	N/A	MSI	023310-01	11/10/2025
pH 7.00a	6.94	s.u.	±0.1 s.u.	P	N/A	N/A	MSI	024145-01	5/29/2026
pH 10.00a	9.98	s.u.	±0.1 s.u.	P	N/A	N/A	MSI	024072-02	3/21/2026
SC 1000	1010	µS/cm	±5%	P	N/A	N/A	Spectrum	2NA0024	Dec-25
DO (Zero pt)	0.0	mg/L	±0.1 mg/L	P	N/A	N/A	Macron	#000228049	8/26/2025
Turbidity (DI)	0.0	NTU	<2 NTU	P	N/A	N/A	Pace Labs	N/A (DI)	N/A (DI)

Approx. every 8 hrs, unless only one well

Comments:

Signature: [signature] Date: 07/28/25

ATTACHMENT B.
845 QUARTERLY REPORT - QUARTER 1, 2025
DUCK CREEK POWER PLANT, BOTTOM ASH BASIN
DC-845-205

Multiparameter Meter Field Calibration Checklist

Field Personnel:	AP	Location:	Duck Creek
Weather:	40-51°F sunny Wind SE 11mph	Environment:	grass, dirt, ice

Multiparameter Water Meter	Make: ~~Heron~~ Horiba	Model:	U5000	Serial Number:	A6JTK4X6
Water Level Meter	Make: Heron	Model:	Diver	Serial Number:	19FF21101SHB

Buffer	Check Value	Units	Range	Pass/Fail	Calibrate?	Adjusted Reading	Manufacturer	Lot#	Exp.
pH 4.00a	4.02	s.u.	±0.1 s.u.	P	NO	NA	MSI	023310-01	11/10/2025
pH 7.00a	7.04	s.u.	±0.1 s.u.				MSI	024145-01	5/29/2026
pH 10.00a	10.00	s.u.	±0.1 s.u.				MSI	024072-02	3/21/2026
SC Zero (DI)	0.0	µS/cm	0<25 µS/cm				Pace Labs	N/A (DI)	N/A (DI)
SC 2000	2000	µS/cm	±5%				Proactive	4GJ1615	Oct-25
ORP	238	mV	±15 mV				In-Situ	4GJ0045	Jul-25
DO (Zero pt)	0.09	mg/L	±0.1				Macron	#000228049	8/26/2025
DO (Saturated)	98.6	%	97-100%				Pace Labs	N/A (DI)	N/A (DI)
Turbidity (DI)	0.0	NTU	<2 NTU	—	—	—	Pace Labs	N/A (DI)	N/A (DI)

Approx. every 8 hrs, unless only one well

ICV (Initial Calibration Verification) Time: 0940

Buffer	Check Value	Units	Range	Pass/Fail	Action Taken?	Manufacturer	Lot#	Exp.
pH 4.00b	3.99	s.u.	±0.15 s.u.	P	NA	Proactive	3GE1074	May-25
pH 7.00b	6.90	s.u.	±0.15 s.u.			Proactive	3GE1252	May-25
pH 10.00b	10.08	s.u.	±0.15 s.u.			Proactive	3GE0965	May-25
SC 1000	1010	µS/cm	±5%	—	—	Reagents	8405243	Jun-26

Approx. every 8 hrs, unless only one well

CCV (Continued Calibration Verification): Time: 1430

Buffer	Check Value	Units	Range	Pass/Fail	Calibrate?	Adjusted Reading	Manufacturer	Lot#	Exp.
pH 4.00a	4.06	s.u.	±0.1 s.u.	P	NO	NA	MSI	023310-01	11/10/2025
pH 7.00a	7.03	s.u.	±0.1 s.u.				MSI	024145-01	5/29/2026
pH 10.00a	10.08	s.u.	±0.1 s.u.				MSI	024072-02	3/21/2026
SC 1000	1030	µS/cm	±5%				Spectrum	2NA0024	Dec-25
DO (Zero pt)	0.09	mg/L	±0.1 mg/L				Macron	#000228049	8/26/2025
Turbidity (DI)	0.0	NTU	<2 NTU	—	—	—	Pace Labs	N/A (DI)	N/A (DI)

Approx. every 8 hrs, unless only one well

Comments:

Signature:	[signature]	Date:	1/29/25

ATTACHMENT B.
845 QUARTERLY REPORT - QUARTER 1, 2025
DUCK CREEK POWER PLANT, BOTTOM ASH BASIN
DC-845-205

Multiparameter Meter Field Calibration Checklist

Field Personnel:	Austin Moore	Location:	duck creek
Weather:	51°-32° sunny, wind 11mph NW	Environment:	landfill, woods

Multiparameter Water Meter	Make:	Horiba	Model:	U-5000	Serial Number:	3T85NNNF	
Water Level Meter	Make:	Heron	Model:	WT	Serial Number:	3717-T	

Buffer	Check Value	Units	Range	Pass/Fail	Calibrate?	Adjusted Reading	Manufacturer	Lot#	Exp.
pH 4.00a	4.01	s.u.	±0.1 s.u.	P	N/A	N/A	MSI	023310-01	11/10/2025
pH 7.00a	7.07	s.u.	±0.1 s.u.				MSI	024145-01	5/29/2026
pH 10.00a	10.03	s.u.	±0.1 s.u.				MSI	024072-02	3/21/2026
SC Zero (DI)	0.0	µS/cm	0<25 µS/cm				Pace Labs	N/A (DI)	N/A (DI)
SC 2000	2008	µS/cm	±5%				Proactive	4GJ1615	Oct-25
ORP	237	mV	±15 mV				In-Situ	4GJ0045	Jul-25
DO (Zero pt)	0.0	mg/L	±0.1				Macron	#000228049	8/26/2025
DO (Saturated)	98.9	%	97-100%				Pace Labs	N/A (DI)	N/A (DI)
Turbidity (DI)	0.0	NTU	<2 NTU				Pace Labs	N/A (DI)	N/A (DI)

Approx. every 8 hrs, unless only one well

ICV (Initial Calibration Verification) Time: 0957

Buffer	Check Value	Units	Range	Pass/Fail	Action Taken?	Manufacturer	Lot#	Exp.
pH 4.00b	4.02	s.u.	±0.15 s.u.	P	N	Proactive	3GE1074	May-25
pH 7.00b	7.05	s.u.	±0.15 s.u.			Proactive	3GE1252	May-25
pH 10.00b	10.02	s.u.	±0.15 s.u.			Proactive	3GE0965	May-25
SC 1000	1025	µS/cm	±5%			Reagents	8405243	Jun-26

Approx. every 8 hrs, unless only one well

CCV (Continued Calibration Verification): Time: 1517

Buffer	Check Value	Units	Range	Pass/Fail	Calibrate?	Adjusted Reading	Manufacturer	Lot#	Exp.
pH 4.00a	4.04	s.u.	±0.1 s.u.	P	N	N/A	MSI	023310-01	11/10/2025
pH 7.00a	7.06	s.u.	±0.1 s.u.				MSI	024145-01	5/29/2026
pH 10.00a	10.04	s.u.	±0.1 s.u.				MSI	024072-02	3/21/2026
SC 1000	1015	µS/cm	±5%				Spectrum	2NA0024	Dec-25
DO (Zero pt)	0.0	mg/L	±0.1 mg/L				Macron	#000228049	8/26/2025
Turbidity (DI)	0.0	NTU	<2 NTU				Pace Labs	N/A (DI)	N/A (DI)

Approx. every 8 hrs, unless only one well

Comments:

Signature:	[signature]	Date:	29-Jan-25

ATTACHMENT B.
845 QUARTERLY REPORT - QUARTER 1, 2025
DUCK CREEK POWER PLANT, BOTTOM ASH BASIN
DC-845-205

Multiparameter Meter Field Calibration Checklist

Field Personnel:	AJW	Location:	Duck Creek
Weather:	Cloudy 36°-43° 11mph Wind S	Environment:	grass, mud

Multiparameter Water Meter	Make:	Horiba	Model:	U-5000	Serial Number:	V7320PRR	
Water Level Meter	Make:	Heron	Model:	Dipper-T	Serial Number:	3717-T	

Buffer	Check Value	Units	Range	Pass/Fail	Calibrate?	Adjusted Reading	Manufacturer	Lot#	Exp.
pH 4.00a	4.38	s.u.	±0.1 s.u.	F	yes	4.01	MSI	023310-01	11/10/2025
pH 7.00a	6.92	s.u.	±0.1 s.u.	P	NO	NA	MSI	024145-01	5/29/2026
pH 10.00a	10.01	s.u.	±0.1 s.u.	P	NO	NA	MSI	024072-02	3/21/2026
SC Zero (DI)	0.0	µS/cm	0<25 µS/cm	P	NO	NA	Pace Labs	N/A (DI)	N/A (DI)
SC 2000	2040	µS/cm	±5%	P	NO	NA	Proactive	4GJ1615	Oct-25
ORP	245	mV	±15 mV	P	NO	NA	In-Situ	4GJ0045	Jul-25
DO (Zero pt)	0.0	mg/L	±0.1	P	NO	NA	Macron	#000228049	8/26/2025
DO (Saturated)	99.4	%	97-100%	P	NO	NA	Pace Labs	N/A (DI)	N/A (DI)
Turbidity (DI)	0.0	NTU	<2 NTU	P	NO	NA	Pace Labs	N/A (DI)	N/A (DI)

Approx. every 8 hrs, unless only one well

ICV (Initial Calibration Verification) Time: 8:18

Buffer	Check Value	Units	Range	Pass/Fail	Action Taken?	Manufacturer	Lot#	Exp.
pH 4.00b	3.73	s.u.	±0.15 s.u.	F	yes / 4.00	Proactive	3GE1074	May-25
pH 7.00b	6.97	s.u.	±0.15 s.u.	P	NO	Proactive	3GE1252	May-25
pH 10.00b	9.89	s.u.	±0.15 s.u.	P	NO	Proactive	3GE0965	May-25
SC 1000	1020	µS/cm	±5%	P	NO	Reagents	8405243	Jun-26

Approx. every 8 hrs, unless only one well

CCV (Continued Calibration Verification): Time: 13:30

Buffer	Check Value	Units	Range	Pass/Fail	Calibrate?	Adjusted Reading	Manufacturer	Lot#	Exp.
pH 4.00a	4.04	s.u.	±0.1 s.u.	P	NO	NA	MSI	023310-01	11/10/2025
pH 7.00a	7.02	s.u.	±0.1 s.u.	P	NO	NA	MSI	024145-01	5/29/2026
pH 10.00a	10.00	s.u.	±0.1 s.u.	P	NO	NA	MSI	024072-02	3/21/2026
SC 1000	1030	µS/cm	±5%	P	NO	NA	Spectrum	2NA0024	Dec-25
DO (Zero pt)	0.0	mg/L	±0.1 mg/L	P	NO	NA	Macron	#000228049	8/26/2025
Turbidity (DI)	0.0	NTU	<2 NTU	P	NO	NA	Pace Labs	N/A (DI)	N/A (DI)

Approx. every 8 hrs, unless only one well

Comments:

Signature: [signature] Date: 01/30/25

ATTACHMENT C
COMPARISON TO BACKGROUND
QUARTER 1, 2025

ATTACHMENT C.
COMPARISON TO BACKGROUND - QUARTER 1, 2025
845 QUARTERLY REPORT
DUCK CREEK POWER PLANT
BOTTOM ASH BASIN
CANTON, IL

Well ID	HSU	Event	Parameter	Units	Date Range	Sample Count	Percent ND	Statistical Calculation	Statistical Result	Background
BA01	UA	E008	Antimony, total	mg/L	02/05/16 - 01/15/25	16	100	All ND - Last	0.003	0.003
BA01	UA	E008	Arsenic, total	mg/L	02/05/16 - 01/15/25	16	25	CI around geomean	0.00102	0.0240
BA01	UA	E008	Barium, total	mg/L	02/05/16 - 01/15/25	16	0	CB around T-S line	0.09	0.480
BA01	UA	E008	Beryllium, total	mg/L	02/05/16 - 01/15/25	16	100	All ND - Last	0.001	0.00210
BA01	UA	E008	Boron, total	mg/L	02/05/16 - 01/15/25	28	0	CI around median	0.022	7.90
BA01	UA	E008	Cadmium, total	mg/L	02/05/16 - 01/15/25	16	100	All ND - Last	0.001	0.001
BA01	UA	E008	Chloride, total	mg/L	02/05/16 - 01/15/25	28	0	CB around T-S line	11.5	700
BA01	UA	E008	Chromium, total	mg/L	02/05/16 - 01/15/25	16	94	CI around median	0.004	0.0730
BA01	UA	E008	Cobalt, total	mg/L	02/05/16 - 01/15/25	16	88	CI around median	0.002	0.0300
BA01	UA	E008	Fluoride, total	mg/L	02/05/16 - 01/15/25	28	64	CB around T-S line	0.231	0.461
BA01	UA	E008	Lead, total	mg/L	02/05/16 - 01/15/25	16	56	CI around median	0.001	0.0420
BA01	UA	E008	Lithium, total	mg/L	02/05/16 - 01/15/25	16	100	All ND - Last	0.02	0.0680
BA01	UA	E008	Mercury, total	mg/L	02/05/16 - 01/15/25	16	94	Most recent sample	0.0002	0.004
BA01	UA	E008	Molybdenum, total	mg/L	02/05/16 - 01/15/25	16	6	CB around T-S line	0.000365	0.00550
BA01	UA	E008	pH (field)	SU	02/05/16 - 01/15/25	32	0	CI around median	6.9/7.0	6.4/7.5
BA01	UA	E008	Radium 226 + Radium 228, total	pCi/L	02/05/16 - 01/15/25	16	0	CI around mean	0.608	7.27
BA01	UA	E008	Selenium, total	mg/L	02/05/16 - 01/15/25	15	100	All ND - Last	0.001	0.00230
BA01	UA	E008	Sulfate, total	mg/L	02/05/16 - 01/15/25	28	0	CB around linear reg	137	890
BA01	UA	E008	Thallium, total	mg/L	02/05/16 - 01/15/25	16	100	All ND - Last	0.001	0.001
BA01	UA	E008	Total Dissolved Solids	mg/L	02/05/16 - 01/15/25	28	0	CB around T-S line	586	2,590
BA02	UA	E008	Antimony, total	mg/L	02/05/16 - 01/15/25	16	100	All ND - Last	0.003	0.003
BA02	UA	E008	Arsenic, total	mg/L	02/05/16 - 01/15/25	16	6	CI around mean	0.00223	0.0240
BA02	UA	E008	Barium, total	mg/L	02/05/16 - 01/15/25	16	0	CI around mean	0.193	0.480
BA02	UA	E008	Beryllium, total	mg/L	02/05/16 - 01/15/25	16	94	CI around median	0.001	0.00210
BA02	UA	E008	Boron, total	mg/L	02/05/16 - 01/15/25	28	0	CB around linear reg	0.0484	7.90
BA02	UA	E008	Cadmium, total	mg/L	02/05/16 - 01/15/25	16	100	All ND - Last	0.001	0.001
BA02	UA	E008	Chloride, total	mg/L	02/05/16 - 01/15/25	28	0	CB around linear reg	9.7	700

ATTACHMENT C.
COMPARISON TO BACKGROUND - QUARTER 1, 2025
845 QUARTERLY REPORT
DUCK CREEK POWER PLANT
BOTTOM ASH BASIN
CANTON, IL

Well ID	HSU	Event	Parameter	Units	Date Range	Sample Count	Percent ND	Statistical Calculation	Statistical Result	Background
BA02	UA	E008	Chromium, total	mg/L	02/05/16 - 01/15/25	16	100	All ND - Last	0.004	0.0730
BA02	UA	E008	Cobalt, total	mg/L	02/05/16 - 01/15/25	16	100	All ND - Last	0.002	0.0300
BA02	UA	E008	Fluoride, total	mg/L	02/05/16 - 01/15/25	28	82	CI around median	0.25	0.461
BA02	UA	E008	Lead, total	mg/L	02/05/16 - 01/15/25	16	81	CI around median	0.001	0.0420
BA02	UA	E008	Lithium, total	mg/L	02/05/16 - 01/15/25	16	100	All ND - Last	0.02	0.0680
BA02	UA	E008	Mercury, total	mg/L	02/05/16 - 01/15/25	16	94	CI around median	0.0002	0.004
BA02	UA	E008	Molybdenum, total	mg/L	02/05/16 - 01/15/25	16	0	CI around mean	0.0041	0.00550
BA02	UA	E008	pH (field)	SU	02/05/16 - 01/15/25	29	0	CI around mean	6.9/7.2	6.4/7.5
BA02	UA	E008	Radium 226 + Radium 228, total	pCi/L	02/05/16 - 01/15/25	16	0	CI around mean	0.518	7.27
BA02	UA	E008	Selenium, total	mg/L	02/05/16 - 01/15/25	16	88	CI around median	0.001	0.00230
BA02	UA	E008	Sulfate, total	mg/L	02/05/16 - 01/15/25	28	0	CB around linear reg	11.9	890
BA02	UA	E008	Thallium, total	mg/L	02/05/16 - 01/15/25	16	94	Most recent sample	0.001	0.001
BA02	UA	E008	Total Dissolved Solids	mg/L	02/05/16 - 01/15/25	28	0	CI around mean	448	2,590
BA02L	UA/PMP	E008	Antimony, total	mg/L	04/14/21 - 01/20/25	13	100	All ND - Last	0.003	0.003
BA02L	UA/PMP	E008	Arsenic, total	mg/L	04/14/21 - 01/20/25	13	0	CI around geomean	0.0105	0.0240
BA02L	UA/PMP	E008	Barium, total	mg/L	04/14/21 - 01/20/25	13	0	CI around mean	0.0503	0.480
BA02L	UA/PMP	E008	Beryllium, total	mg/L	04/14/21 - 01/20/25	13	100	All ND - Last	0.001	0.00210
BA02L	UA/PMP	E008	Boron, total	mg/L	04/14/21 - 01/20/25	14	0	CI around mean	0.0724	7.90
BA02L	UA/PMP	E008	Cadmium, total	mg/L	04/14/21 - 01/20/25	13	100	All ND - Last	0.001	0.001
BA02L	UA/PMP	E008	Chloride, total	mg/L	04/14/21 - 01/20/25	14	0	CI around median	3.5	700
BA02L	UA/PMP	E008	Chromium, total	mg/L	04/14/21 - 01/20/25	13	92	CI around median	0.004	0.0730
BA02L	UA/PMP	E008	Cobalt, total	mg/L	04/14/21 - 01/20/25	13	69	CI around median	0.002	0.0300
BA02L	UA/PMP	E008	Fluoride, total	mg/L	04/14/21 - 01/20/25	14	0	CI around median	0.445	0.461
BA02L	UA/PMP	E008	Lead, total	mg/L	04/14/21 - 01/20/25	13	54	CI around median	0.001	0.0420
BA02L	UA/PMP	E008	Lithium, total	mg/L	04/14/21 - 01/20/25	13	100	All ND - Last	0.02	0.0680
BA02L	UA/PMP	E008	Mercury, total	mg/L	04/14/21 - 01/20/25	13	100	All ND - Last	0.0002	0.004
BA02L	UA/PMP	E008	Molybdenum, total	mg/L	04/14/21 - 01/20/25	13	0	CB around linear reg	-0.00295	0.00550

ATTACHMENT C.
COMPARISON TO BACKGROUND - QUARTER 1, 2025
845 QUARTERLY REPORT
DUCK CREEK POWER PLANT
BOTTOM ASH BASIN
CANTON, IL

Well ID	HSU	Event	Parameter	Units	Date Range	Sample Count	Percent ND	Statistical Calculation	Statistical Result	Background
BA02L	UA/PMP	E008	pH (field)	SU	04/14/21 - 01/20/25	14	0	CI around mean	7.2/7.5	6.4/7.5
BA02L	UA/PMP	E008	Radium 226 + Radium 228, total	pCi/L	04/14/21 - 01/20/25	12	0	CI around geomean	0.203	7.27
BA02L	UA/PMP	E008	Selenium, total	mg/L	04/14/21 - 01/20/25	13	100	All ND - Last	0.001	0.00230
BA02L	UA/PMP	E008	Sulfate, total	mg/L	04/14/21 - 01/20/25	14	7	CI around geomean	2.18	890
BA02L	UA/PMP	E008	Thallium, total	mg/L	04/14/21 - 01/20/25	13	100	All ND - Last	0.001	0.001
BA02L	UA/PMP	E008	Total Dissolved Solids	mg/L	04/14/21 - 01/20/25	14	0	CI around geomean	219	2,590
BA03	UA	E008	Antimony, total	mg/L	02/05/16 - 01/29/25	16	100	All ND - Last	0.003	0.003
BA03	UA	E008	Arsenic, total	mg/L	02/05/16 - 01/29/25	16	88	CI around median	0.001	0.0240
BA03	UA	E008	Barium, total	mg/L	02/05/16 - 01/29/25	16	0	CB around linear reg	0.107	0.480
BA03	UA	E008	Beryllium, total	mg/L	02/05/16 - 01/29/25	16	100	All ND - Last	0.001	0.00210
BA03	UA	E008	Boron, total	mg/L	02/05/16 - 01/29/25	28	0	CB around T-S line	0.0126	7.90
BA03	UA	E008	Cadmium, total	mg/L	02/05/16 - 01/29/25	16	100	All ND - Last	0.001	0.001
BA03	UA	E008	Chloride, total	mg/L	02/05/16 - 01/29/25	28	0	CI around geomean	5.56	700
BA03	UA	E008	Chromium, total	mg/L	02/05/16 - 01/29/25	16	88	CI around median	0.004	0.0730
BA03	UA	E008	Cobalt, total	mg/L	02/05/16 - 01/29/25	16	100	All ND - Last	0.002	0.0300
BA03	UA	E008	Fluoride, total	mg/L	02/05/16 - 01/29/25	28	61	CB around T-S line	0.222	0.461
BA03	UA	E008	Lead, total	mg/L	02/05/16 - 01/29/25	16	75	CI around median	0.001	0.0420
BA03	UA	E008	Lithium, total	mg/L	02/05/16 - 01/29/25	16	100	All ND - Last	0.02	0.0680
BA03	UA	E008	Mercury, total	mg/L	02/05/16 - 01/29/25	16	88	CI around median	0.0002	0.004
BA03	UA	E008	Molybdenum, total	mg/L	02/05/16 - 01/29/25	16	12	CB around linear reg	-0.000474	0.00550
BA03	UA	E008	pH (field)	SU	02/05/16 - 01/29/25	30	0	CI around mean	7.0/7.3	6.4/7.5
BA03	UA	E008	Radium 226 + Radium 228, total	pCi/L	02/05/16 - 01/29/25	16	0	CI around mean	0.598	7.27
BA03	UA	E008	Selenium, total	mg/L	02/05/16 - 01/29/25	16	44	CI around median	0.001	0.00230
BA03	UA	E008	Sulfate, total	mg/L	02/05/16 - 01/29/25	28	0	CB around linear reg	13.8	890
BA03	UA	E008	Thallium, total	mg/L	02/05/16 - 01/29/25	16	100	All ND - Last	0.001	0.001
BA03	UA	E008	Total Dissolved Solids	mg/L	02/05/16 - 01/29/25	28	0	CI around mean	416	2,590
BA03L	UA/PMP	E008	Antimony, total	mg/L	04/14/21 - 01/29/25	15	100	All ND - Last	0.003	0.003

ATTACHMENT C.
COMPARISON TO BACKGROUND - QUARTER 1, 2025
845 QUARTERLY REPORT
DUCK CREEK POWER PLANT
BOTTOM ASH BASIN
CANTON, IL

Well ID	HSU	Event	Parameter	Units	Date Range	Sample Count	Percent ND	Statistical Calculation	Statistical Result	Background
BA03L	UA/PMP	E008	Arsenic, total	mg/L	04/14/21 - 01/29/25	15	80	CI around median	0.001	0.0240
BA03L	UA/PMP	E008	Barium, total	mg/L	04/14/21 - 01/29/25	15	0	CI around median	0.12	0.480
BA03L	UA/PMP	E008	Beryllium, total	mg/L	04/14/21 - 01/29/25	15	93	CI around median	0.001	0.00210
BA03L	UA/PMP	E008	Boron, total	mg/L	04/14/21 - 01/29/25	16	0	CB around linear reg	0.381	7.90
BA03L	UA/PMP	E008	Cadmium, total	mg/L	04/14/21 - 01/29/25	15	100	All ND - Last	0.001	0.001
BA03L	UA/PMP	E008	Chloride, total	mg/L	04/14/21 - 01/29/25	16	0	CI around mean	18.5	700
BA03L	UA/PMP	E008	Chromium, total	mg/L	04/14/21 - 01/29/25	15	53	CI around median	0.004	0.0730
BA03L	UA/PMP	E008	Cobalt, total	mg/L	04/14/21 - 01/29/25	15	87	CI around median	0.002	0.0300
BA03L	UA/PMP	E008	Fluoride, total	mg/L	04/14/21 - 01/29/25	16	81	CI around median	0.25	0.461
BA03L	UA/PMP	E008	Lead, total	mg/L	04/14/21 - 01/29/25	15	60	CI around median	0.001	0.0420
BA03L	UA/PMP	E008	Lithium, total	mg/L	04/14/21 - 01/29/25	15	93	CI around median	0.02	0.0680
BA03L	UA/PMP	E008	Mercury, total	mg/L	04/14/21 - 01/29/25	15	87	CI around median	0.0002	0.004
BA03L	UA/PMP	E008	Molybdenum, total	mg/L	04/14/21 - 01/29/25	15	33	CI around median	0.001	0.00550
BA03L	UA/PMP	E008	pH (field)	SU	04/14/21 - 01/29/25	16	0	CI around mean	6.7/7.0	6.4/7.5
BA03L	UA/PMP	E008	Radium 226 + Radium 228, total	pCi/L	04/14/21 - 01/29/25	14	0	CI around geomean	0.371	7.27
BA03L	UA/PMP	E008	Selenium, total	mg/L	04/14/21 - 01/29/25	15	93	CI around median	0.001	0.00230
BA03L	UA/PMP	E008	Sulfate, total	mg/L	04/14/21 - 01/29/25	16	0	CI around mean	349	890
BA03L	UA/PMP	E008	Thallium, total	mg/L	04/14/21 - 01/29/25	15	100	All ND - Last	0.001	0.001
BA03L	UA/PMP	E008	Total Dissolved Solids	mg/L	04/14/21 - 01/29/25	16	0	CI around median	990	2,590
BA04	UA	E008	Antimony, total	mg/L	02/05/16 - 01/29/25	16	100	All ND - Last	0.003	0.003
BA04	UA	E008	Arsenic, total	mg/L	02/05/16 - 01/29/25	16	81	CI around median	0.001	0.0240
BA04	UA	E008	Barium, total	mg/L	02/05/16 - 01/29/25	16	0	CI around geomean	0.102	0.480
BA04	UA	E008	Beryllium, total	mg/L	02/05/16 - 01/29/25	16	100	All ND - Last	0.001	0.00210
BA04	UA	E008	Boron, total	mg/L	02/05/16 - 01/29/25	28	0	CB around T-S line	0.319	7.90
BA04	UA	E008	Cadmium, total	mg/L	02/05/16 - 01/29/25	16	100	All ND - Last	0.001	0.001
BA04	UA	E008	Chloride, total	mg/L	02/05/16 - 01/29/25	28	0	CB around T-S line	42.9	700
BA04	UA	E008	Chromium, total	mg/L	02/05/16 - 01/29/25	16	100	All ND - Last	0.004	0.0730

ATTACHMENT C.
COMPARISON TO BACKGROUND - QUARTER 1, 2025
845 QUARTERLY REPORT
DUCK CREEK POWER PLANT
BOTTOM ASH BASIN
CANTON, IL

Well ID	HSU	Event	Parameter	Units	Date Range	Sample Count	Percent ND	Statistical Calculation	Statistical Result	Background
BA04	UA	E008	Cobalt, total	mg/L	02/05/16 - 01/29/25	16	94	CI around median	0.002	0.0300
BA04	UA	E008	Fluoride, total	mg/L	02/05/16 - 01/29/25	28	29	CB around linear reg	0.223	0.461
BA04	UA	E008	Lead, total	mg/L	02/05/16 - 01/29/25	16	94	CI around median	0.001	0.0420
BA04	UA	E008	Lithium, total	mg/L	02/05/16 - 01/29/25	16	100	All ND - Last	0.02	0.0680
BA04	UA	E008	Mercury, total	mg/L	02/05/16 - 01/29/25	16	100	All ND - Last	0.0002	0.004
BA04	UA	E008	Molybdenum, total	mg/L	02/05/16 - 01/29/25	16	0	CI around geomean	0.00185	0.00550
BA04	UA	E008	pH (field)	SU	02/05/16 - 01/29/25	29	0	CI around mean	7.0/7.2	6.4/7.5
BA04	UA	E008	Radium 226 + Radium 228, total	pCi/L	02/05/16 - 01/29/25	16	0	CI around mean	0.474	7.27
BA04	UA	E008	Selenium, total	mg/L	02/05/16 - 01/29/25	16	94	CI around median	0.001	0.00230
BA04	UA	E008	Sulfate, total	mg/L	02/05/16 - 01/29/25	28	0	CB around T-S line	160	890
BA04	UA	E008	Thallium, total	mg/L	02/05/16 - 01/29/25	16	94	CI around median	0.001	0.001
BA04	UA	E008	Total Dissolved Solids	mg/L	02/05/16 - 01/29/25	28	0	CB around linear reg	683	2,590

ATTACHMENT C.
COMPARISON TO BACKGROUND - QUARTER 1, 2025
845 QUARTERLY REPORT
DUCK CREEK POWER PLANT
BOTTOM ASH BASIN
CANTON, IL

Notes:
Events:
E008 = Quarter 1, 2025 sampling event
HSU = hydrostratigraphic unit:
UA = Uppermost Aquifer
UA/PMP = Uppermost Aquifer/Potential Migration Pathway
mg/L = milligrams per liter
ND = non-detect
pCi/L = picocuries per liter
SU = standard units
Sample Count = number of samples from Sampled Date Range used to calculate the Statistical Result
Statistical Calculation = method used to calculate the statistical result:
All ND - Last = All results were below the reporting limit, and the last determined reporting limit is shown
CB around T-S line = Confidence band around Thiel-Sen line
CB around T-S line = Confidence band around Thiel-Sen line
CB around linear reg = Confidence band around linear regression
CI around geomean = Confidence interval around the geometric mean
CI around mean = Confidence interval around the mean
CI around median = Confidence interval around the median
Most recent sample = Result for the most recently collected sample used due to insufficient data
Statistical Result = calculated in accordance with the Statistical Analysis Plan using constituent concentrations observed at each monitoring well during all sampling events within the specified date range
Statistical Result Code (if applicable):
NR[1] = Parameter not analyzed.
NS[1] = Well has been, or will be, abandoned; therefore, a sample was not collected.
NS[2] = Well either needs or was undergoing maintenance; therefore, a sample was not collected.
NS[3] = The location was not accessible; therefore, a sample was not collected.
NS[4] = The location could not be found; therefore, a sample was not collected.
NS[5] = The location was damaged; therefore, a sample was not collected.
NS[6] = Sampling pump could not yield a sample.
NS[7] = Well was either dry or purged dry and did not recover sufficiently to yield adequate volume for a sample.
NS[8] = A sample was not collected.
PM[1] = Parameter not analyzed as the well purged dry during sample collection and did not sufficiently recover to yield adequate sample volume for analysis.
For pH, the values presented are the lower / upper limits of the background determination